



logli
SAINT-GOBAIN

SHOWERS


Sliding showers

Hinged showers

Open showers

Accessories
for shower walls


SAINT-GOBAIN



All **Logli solutions**
in a **single** place.

Volume 1
BALUSTRADES

Volume 2
OUTDOORS

Volume 3
INDOORS

Volume 4
SHOWERS

Volume 5
ARRANGEMENT

Volume 6
**ACCESSORIES FOR
GLASSWORKS**



All volumes are
available for download
by scanning the QR code.


GOCCIA 35

Design

The MINIMAL shower system: reduced dimensions for a range of complete solutions.
For glass thicknesses 6 or 8 mm, with a maximum load of 35 kg.

Finished track and aluminium cover.
MAXIMUM AESTHETICS AND FUNCTIONALITY
Complete kits for every type of installation, including STOPS or SOFTBREAK dampers.
Simple installation with the utmost long-term functionality.






/6
Matt Black



/88
Brushed steel effect
aluminium



/91
Polished aluminium



/97
Matt aluminium








GOCCIA 50

Design

Aluminium shower system for 8- and 10-mm glass with a max. load of 40 kg. Finished track and aluminium cover, with no visible components.

Complete kits for each kind of installation, with SOFTBREAK shock absorber included. Practical, functional and resistant.






/6
Matt Black



/88
Brushed steel effect
aluminium



/91
Polished aluminium



/97
Matt aluminium







SQUARE

Design

Aesthetics, technology, and functionality.
This is what makes the SQUARE series one of the highest-performance product lines.

The clean design with its square lines enhances every application requiring the utmost transparency and cleanliness. The different finishes and TÜV mark make each creation unique and reliable.

Suitable for glass thicknesses from 6 to 12 mm, the SQUARE range offers standard configurations as well as numerous opportunities for customisation thanks to the hinges, locks, knobs, clamps, and stabilizer bars, which can be combined to adapt to any type of request.





/1
Chrome



/2
Gold




/4
Bronze



/24
Brushed steel effect



/R2
RAL9005 matt black
















CHD

Design

The soft lines and mechanical technology make products in the CHD series perfect for any type of furnishings.

TÜV certification and the available finishes are quickly able to meet the most particular requests.

Suitable for glass thicknesses from 6 to 10 mm, the CHD series offers standard configurations as well as numerous opportunities for customisation due to different combinations of hinges, locks, knobs, clamps, and stabilizer bars.





/1
Chrome




/2
Gold



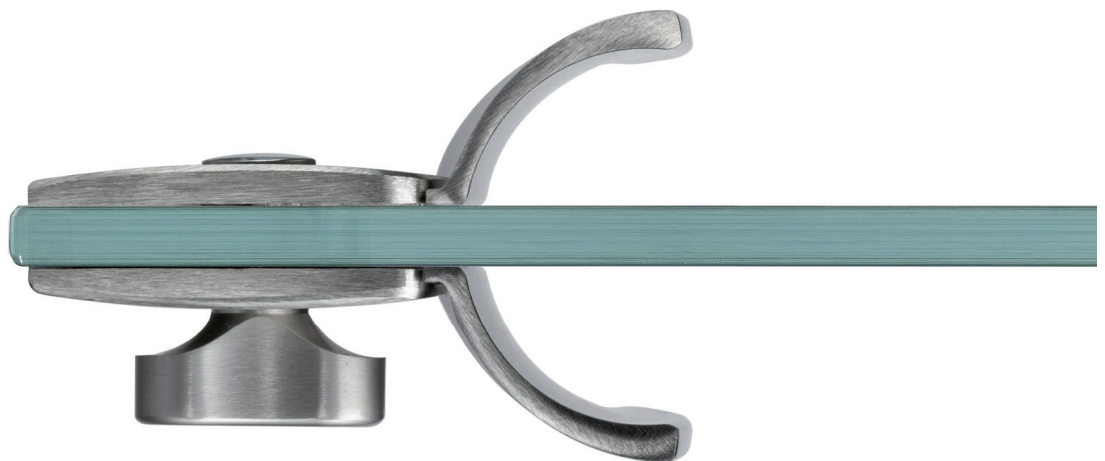
/4
Bronze



/24
Brushed steel effect



/R2
RAL9005 matt black











500 Series Gaskets

*The resistance of a gasket
The beauty of a finish*

One model for every use.
Choose from among balloon and magnetic gaskets or gaskets with lip deflector or classic straight lip.

The GM500 line comes complete for any type of use.

The flexibility of PVC, the beauty of the finishes.
Add a touch of style to your shower.
The GM500 line is available in black, matt aluminium, polished aluminium and brushed stainless steel.





Logli Massimo S.p.A
Via Chemnitz, 49/51
59100 Prato - Italy
www.sg-logli.it

