1

2

3

4

5

6

CATÁLOGO
INTERIOR

Puertas correderas

Puertas batientes

Paredes divisorias

logli
SAINT-GOBAIN

ACABADOS

/1
Cromo

/2
Oro

/3
Níquel satinado

/4
Bronce

/5
Blanco

/6
Negro opaco



/7
Cromo mate

/8
Acero satinado

/9
Acero de mecanizado (CNC)



/10
Aluminio bruto



/15
Acero brillante



/24
Símil-inox

/45
Símil aluminio mate

/56
Gris



/65
Negro

/66
Aluminio champán



/67
Aluminio bronce oscuro satinado

/83
PVD acero satinado

/88
Aluminio símil-inox satinado

/89
Hierro cincado

/90
Aluminio de mecanizado

/91
Aluminio brillante



/92
Níquel mate

/93
Latonado

/94
Cromo satinado

/95
Niquelado



/97
Aluminio opaco

/99
Oro satinado

/R2
RAL9005 negro mate

/R6
RAL9016
blanco tráfico mate

/R13
RAL7016 gris pastel mate

/R25
RAL Rubigo

/RAL
RAL9010 blanco brillante

CATÁLOGO
INTERIOR

SISTEMAS DE ALUMINIO PARA PUERTAS CORREDERAS Pág. 19

SISTEMAS DE ACERO PARA PUERTAS CORREDERAS Pág.325

SISTEMAS PARA MAMPARAS DE VIDRIO Pág.389

SISTEMAS PARA PUERTAS BATIENTES Pág.457

BARRAS Y POMOS Pág.563

logli
SAINT-GOBAIN

DESDE 1989

INNOVACIÓN AL SERVICIO DEL DISEÑO DESDE HACE MÁS DE 35 AÑOS

Desde 1989, trabajamos para satisfacer las exigencias de vidrierías, instaladores y diseñadores, ofreciéndoles soluciones innovadoras que garantizan el máximo confort. Nuestra misión es ofrecer productos de alta tecnología, duraderos, fiables y de alta calidad, diseñados para exceder las expectativas de todos los clientes.

INNOVACIÓN E INVESTIGACIÓN

NUESTRO ENFOQUE TECNOLÓGICO

Gracia a nuestro laboratorio y a un equipo de ingenieros especializados, podemos diseñar y desarrollar soluciones personalizadas para vidrieros, instaladores, diseñadores y decoradores de interiores. Nuestro personal altamente cualificado ofrece apoyo constante a los clientes mediante asesoramiento técnico y cursos de formación.

La colaboración activa con universidades e institutos de investigación, tanto nacionales como internacionales, por ejemplo TÜV, Politecnico di Milano, CSTB (Francia), LSL (Alemania), nos permite acceder a conocimientos y equipamiento especializados en ensayos de sistemas como barandillas, marquesinas, puertas y particiones de vidrio . De esta forma podemos contar con la máxima rapidez y eficacia durante el desarollo de nuevos productos y el suporte al cliente en el caso de pruebas de laboratorio ad hoc.

AVIS TECHNIQUE CCFAT

ABP Allgemeines bauaufsichtliches Prüfzeugnis

British Standard 6180:2011

UNI 11678:2017

NTC 2018

NBN B 03-004

★★★ EUROPEAN ALUMINIUM ASSOCIATION EURASEWAA ANODISERS ASSOCIATION Qualanod

TÜVRheinland CERTIFIED Type Approved Safety Regular Production Surveillance www.tuv.com ID 1111292548

• TEST REPORT • Politecnico di Milano

GINGER CEBTP

LUCIDEON

Los certificados e informes de ensayo se aplican a productos seleccionados según su tipo y uso previsto.

EL ALMACÉN Y EL TALLER

EFICIENCIA, AMPLIA GAMA Y DISPONIBILIDAD INMEDIATA

Las peculiaridades que distinguen a la marca Logli y la hacen única en el mercado son la estructura, el personal, el producto y, sobre todo, el servicio: con más de 7.000 artículos en stock garantizamos la disponibilidad inmediata no sólo de los accesorios más sencillos, sino también de los sistemas más complejos. Gracias a grandes inversiones en 4 almacenes verticales automatizados con una gestión logística de vanguardia, podemos garantizar la expedicion de los pedidos en Italia en 24 horas y una entrega rápida y puntual.

EXPERIENCIA E INVESTIGACIÓN **DE UN LÍDER MUNDIAL**

El 16 de marzo de 2018 ha sido uno de los momentos fundamentales de nuestra historia: la incorporación al prestigioso Grupo Saint-Gobain, una multinacional con más de 360 años de historia en el diseño de soluciones para la construcción sostenible. Este paso importante supuso un reconocimiento de la excelencia alcanzada por la empresa en el campo de las soluciones tecnológicas en vidrio.

La innovación futura podra beneficiar de las sinergias con las otras marcas del Grupo para crear soluciones siempre más avanzadas desde el punto de vista tecnológico. La cultura empresarial de Saint-Gobain, que hemos hecho nuestra, se basa en un conjunto de valores plasmados en los Principios de Conducta y Acción: el respeto por las personas, la legalidad, el medioambiente, la salud y la seguridad laboral son algunos de los fundamentos que guían el trabajo del Grupo y su aspiración constante a convertirse en líder de la construcción sostenible.

SAINT-GOBAIN | logli SAINT-GOBAIN

Diseña, produce y distribuye materiales para la seguridad y el confort, que pueden encontrarse en todos los espacios de vida: edificios, transporte, infraestructuras y muchas aplicaciones industriales.

80 Países

100 TOP 100 de las empresas más innovadoras del mundo

161 mil empleados

400 patentes registradas cada año

46.6 mil millones € facturacion total / ingresos totales de ventas 2024

450 millones € inversiones en I+D en el último año

Con sus 360 años de historia el Grupo ofrece materiales de nueva generación y soluciones integradas con el objetivo de hacer más confortables y sostenibles los «espacios del vivir», para contribuir al bienestar de las personas y a la proteccion del planeta, poniendose come punto de referienca mundial en el uso eficiente de los recursos naturales, respetando el medioambiente.

En **Italia** Saint-Gobain está presente en los sectores de los materiales de construcción, transportes e industria.

Aproximadamente **2.100** empleados

1,1 mil millones € ingresos totales de ventas 2024

42 establecimientos

Construcción

Nuevas generaciones de materiales, el 90 % de los cuales se producen en nuestro país, diseñados para crear excelentes espacios habitables y mejorar la calidad de la vida cotidiana, gracias a soluciones pensadas para construir edificios más eficientes desde el punto de vista energético y reducir consumos y emisiones contaminantes.

Transportes

Producción y distribución mundial de **vidrios para los sectores automoción, aeroespacial, ferroviario, naval y vehículos industriales.**

Industria

Una amplia gama de soluciones: **productos abrasivos, productos cerámicos** para los mercados de los hornos para vidrio y la siderurgia, **cintas adhesivas técnicas** que constituyen una gama única de alto rendimiento,**productos químicos y especiales para el sector de la construcción.**

LA SOSTENIBILIDAD PARA SAINT-GOBAIN:
UNA ESTRATEGIA DE GRUPO

En 2020, el Grupo Saint-Gobain declaró su razón de ser: «***Making the world a better home***» (Hacer del mundo un hogar mejor). La ambición es mejorar la vida de todos haciendo del planeta un lugar para vivir más equitativo y sostenible, abierto e integrador. Junto con nuestros clientes, y para ellos, **diseñamos materiales y soluciones que garantizan el bienestar, el confort de vida y la seguridad, respetando al mismo tiempo el planeta**.
Nuestra razón de ser es una llamada a la acción, una estrategia orientada al futuro que nos pide innovar respetando la unión de humanidad y naturaleza.

Saint-Gobain **tiene la ambición de ser reconocida como líder mundial en la construcción sostenible**, mejorando la vida cotidiana de todos los beneficiarios de sus soluciones. **Este esfuerzo no se refiere solamente a nuestras operaciones y procesos, sino que, ademas, incluye la introducción en el mercado de soluciones que contribuyan activamente a los objetivos de descarbonización del sector**.

Ser líder significa promover la transformación sistémica adoptando valores, compromisos y acciones que guien el cambio, convirtiéndose en un punto de referencia para todas las partes interesadas.
La organización geográfica del Grupo nos permite ofrecer soluciones personalizadas por las necesidades especificas específicas de los mercados locales, en términos de métodos o estilos de construcción, sistemas constructivos y características climáticas distintivas, tanto para la renovación de edificios existentes como para las nuevas construcciones.

MAKING THE WORLD A BETTER HOME

BETTER FOR THE PEOPLE, BETTER FOR THE PLANET

Como Saint-Gobain, asumimos nuestra responsabilidad social y medioambiental como una oportunidad para crear valor junto con nuestras partes interesadas. Mediante la creación de relaciones de confianza reciproca estamos convencidos de poder aumentar la sensibilizacion sobre los temas de la sostenibilidad y crear círculos virtuosos para el camino delargo-plazo de nuestras actividades.

Better for the people

Para empleados, colaboradores, proveedores, socios, significa potenciar la «cultura empresarial» mediante una gobernanza sólida, **la atención a la salud y la seguridad, la formación continua y la creación de un entorno de trabajo integrador**.
Para las comunidades locales nos comprometemos a apoyar **iniciativas solidarias a través de la Fundación Saint-Gobain** y también apoyamos a los jóvenes talentos promoviendo el **Architecture Student Contest** un concurso anual dedicado a estudiantes de las facultades de arquitectura e ingeniería de la construcción de todo el mundo.

Better for the planet

La industria de la construccion es uno de los sectores que más puede influir en el futuro del planeta, por lo que **construcción y sostenibilidad son una pareja inseparable**. Nuestras producciones tienen un impacto en el medioambiente en términos de emisiones, consumo de energía, agua extraída y recursos naturales utilizados. La propuesta de valor del Grupo consiste en **productos y métodos de construcción sostenibles y eficientes, diseñados para minimizar el impacto en el medioambiente** en los procesos de fabricación e ingeniería para **maximizar el rendimiento** durante todo el ciclo de vida de los edificios, contribuyendo significativamente a los objetivos de descarbonización y circularidad del sector. Saint-Gobain Italia cuenta con las certificaciones ISO 14001:2015 e ISO 9001:2015.

NUESTRO COMPROMISO MEDIOAMBIENTAL

Contribuciones que nuestros materiales pueden aportar a diversas certificaciones de sostenibilidad.

Reducir el consumo de energía y las emisiones contaminantes es uno de los objetivos prioritarios de Saint-Gobain, que desarrolla, produce y distribuye soluciones innovadoras para realizar edificios más eficientes desde el punto de vista energético. La realización de una **envoltura pasiva** que contribuye a no dispersar la energía, es la solución económicamente más sostenible para que los edificios sean más eficientes.

Muchos de nuestros productos contienen material reciclado: nos esforzamos continuamente para aumentar su contenido, contribuyendo así a reducir el consumo de materias primas y el impacto medioambiental relacionado con su ciclo de vida.

El Grupo Saint-Gobain desarrollò varios proyectos cuyo objetivo es **valorizar los desechos**, disminuir el consumo de energía y utilizar menos materias primas.

Se concede gran importancia a la Evaluación del Ciclo de Vida de los Productos (LCA – Life Cycle Assessment): este estudio evalúa los flujos de materiales y energía asociados a las distintas etapas de la vida de un producto (extracción de materias primas, producción, uso, eliminación final). El objetivo del análisis es evaluar los impactos ambientales asociados a las distintas fases del ciclo de vida del producto con vistas a optimizar los procesos de producción desde el punto de vista de la sostenibilidad ambiental.

Estrechamente vinculada al Análisis del Ciclo de Vida está la obtención de la Certificación EPD® (Environmental Product Declaration - Declaración Ambiental de Producto). El objetivo de la Declaración Ambiental de Producto es comunicar la información medioambiental recabada de la evaluación LCA, en un formato y sobre la base de unas reglas comunes y predefinidas, las PCR (Product Category Rules - Reglas de Categoría de Producto). Muchos productos del Grupo Saint-Gobain cuentan con esta Certificación.

La presencia capilar de Saint-Gobain en todo el territorio nacionalcon unidades de producción y centros logísticos en toda Italia, limita el transporte por carretera y, en consecuencia, las emisiones contaminantes, favoreciendo la difusión de **materiales de km cero**.

Saint-Gobain, en su promoción de una actitud responsable y sensible hacia el medioambiente, ha decidido unirse a la asociación GBC Italia como miembro ordinario.

LOS ESTÁNDARES DE SOSTENIBILIDAD MEDIOAMBIENTAL

La norma **LEED V4.1** que complementa la ya existente norma LEED v4, se basa en un sistema de prerrequisitos y créditos para la planificacion, la construcción y el funcionamiento de edificios y áreas sostenibles.

El sistema **BREEAM** (Building Reaserch Establishment Environmental Assessment Method) se basa en la verificación del diseño, la construcción y el uso del edificio.

El protocolo **WELL** tiene el objetivo de integrar los aspectos relacionados con la salud y el bienestar de la personas en las fases de diseño y construcción de los edificios.

Cuando entre en vigor el nuevo Código de Contratas, se han actualizados los **CAM**con el Decreto Ministerial italiano 23 de junio de 2022, para la adjudicación de servicios de diseño, construcción, renovación y mantenimiento de edificios públicos.

logli
SAINT-GOBAIN

COLECCIÓN 2024

6 VOLÚMENES
1750 PÁGINAS

La primera colección de 6 volúmenes que encierra toda la gama de soluciones Logli para el vidrio.
Una antología disenada para ofrecer una panorámica completa y detallada de todos los artículos que componen la oferta Logli.
Cada volumen trata a fondo una familia de productos específica, ofreciendo INFO TÉCNICA junto con aplicaciones prácticas.

Un compendio ideal para los que buscan soluciones de maxima calidad para el vidrio.

Todos los volúmenes pueden descargarse enmarcando el código QR

Todas las **soluciones de Logli** en un **único** contenedor

Volumen **1**
BARANDILLAS

Volumen **2**
EXTERIORES

Volumen **3**
INTERIOR

Volumen **4**
DUCHAS

Volumen **5**
VITRINAS

Volumen **6**
ACCESORIOS PARA VIDRIOS

CATALOGO
PARAPETTI
Profili DEFENDER
Fissaggi puntuali
Montanti
Corrimano
logli
logli
SAINT-GOBAIN

SISTEMAS DE ALUMINIO PARA PUERTAS CORREDERAS

HOJAS ENMARCADAS
ESTRUCTURALES

LM INTELAIATO
Pág. 20

HOJAS TODO VIDRIO

LM PORTA PRO
Pág. 82

LM VETRO
Pág. 126

LM INVISIBLE
Pág. 216

HOJAS PARA
VESTIDORES



LM CLIPO
Pág. 262

LM INTELAIATO

Design

La colección LM INTELAIATO es el nuevo sistema de correderas de aluminio de la familia Logli.
Puede alojar vidrios monolíticos de 8 mm o laminados de 4 + 4 mm, enmarcados en un marco estructural de aluminio.

La gran versatilidad compositiva que este sistema ofrece hace que esta familia de productos se adapte a los distintos requisitos arquitectónicos de la vivienda.



/6
Negro opaco

/88
Aluminio símil-inox satinado

/97
Aluminio opaco

LM INTELAIATO

Características técnicas



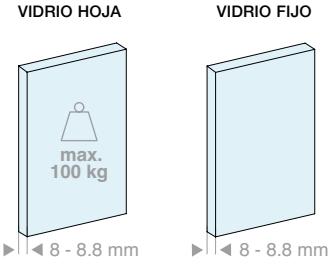

2 tipos de instalación

Techo

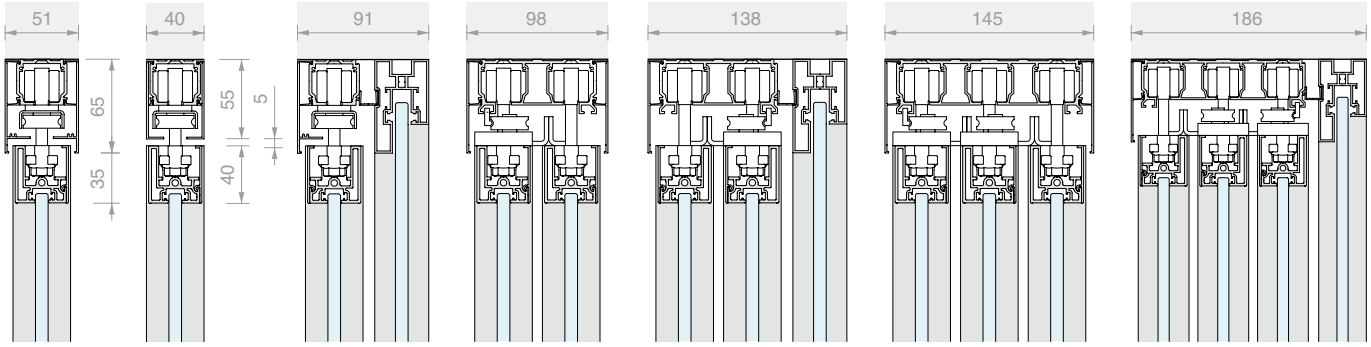

1 vía | 1 vía + fijo | 2 vías | 2 vías + fijo | 3 vías | 3 vías + fijo

Pared

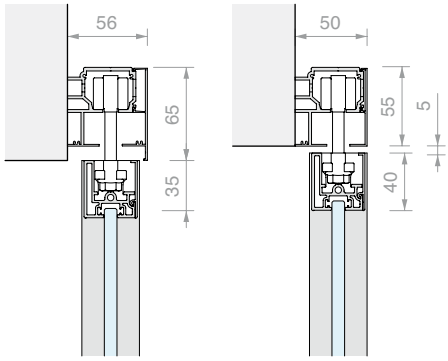

1 vía

2 tipos de cubiertas superiores

cubierta solapada en la hoja h = 65mm
Los kits en catálogo están configurados con esta cubierta.

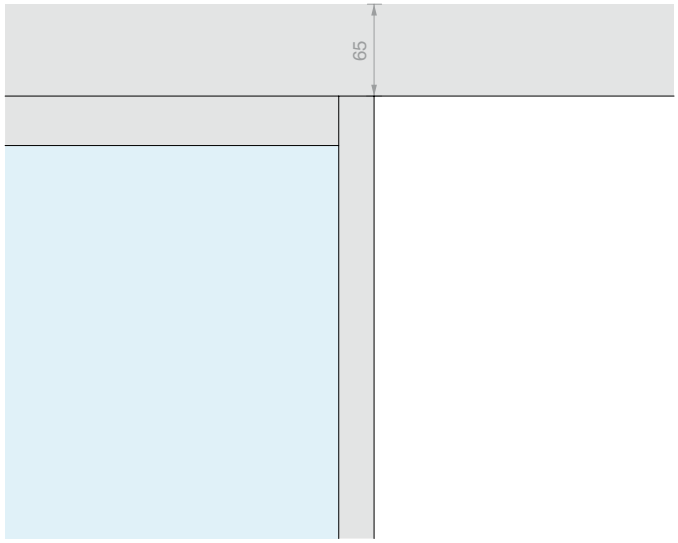

cubierta a ras hoja h = 55mm

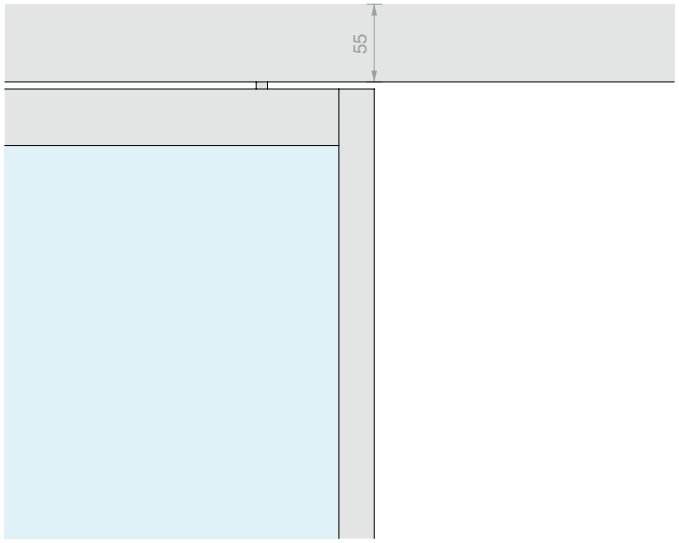

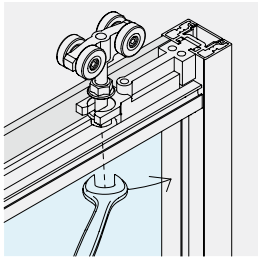

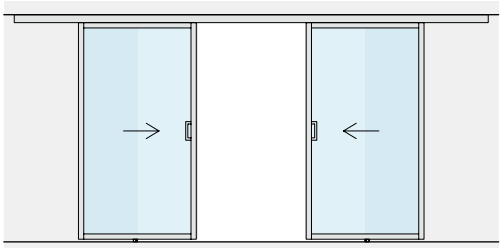

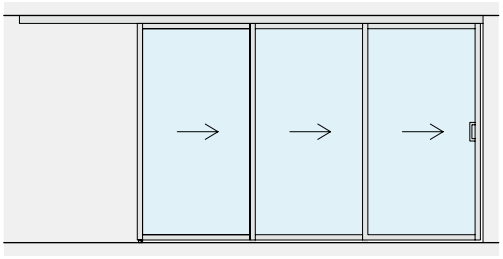

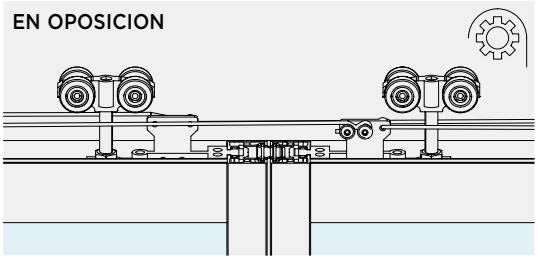

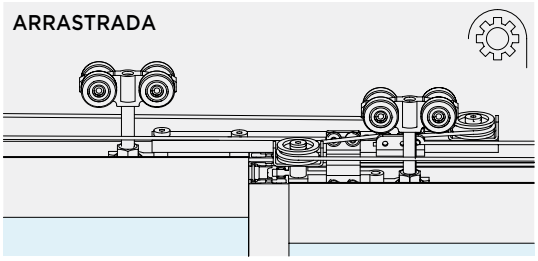

REGULACIÓN DE LA HOJA
Se puede ajustar la altura de cada carro individual para registrar la posición de la hoja en ±3 mm.

SINCRONISMO
Disponibles accesorios para la sincronización:

EN OPOSICION
2 hojas móviles instaladas en el mismo riel

ARRASTRADA
2 ó 3 hojas móviles en riel de 2 o de 3 vías

SOFT CLOSE
El uso de amortiguadores permite una apertura y cierre controlados y suaves.

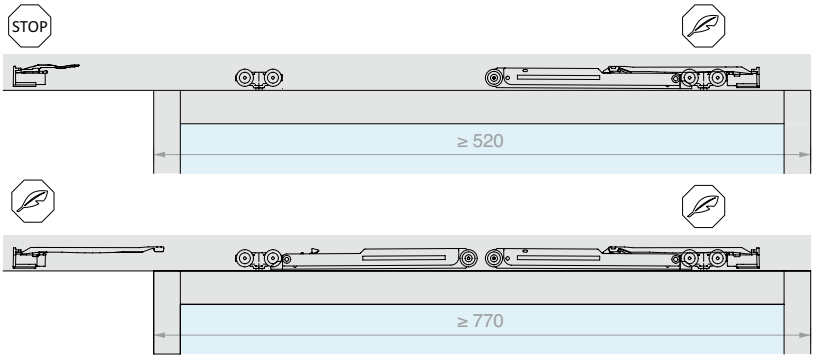

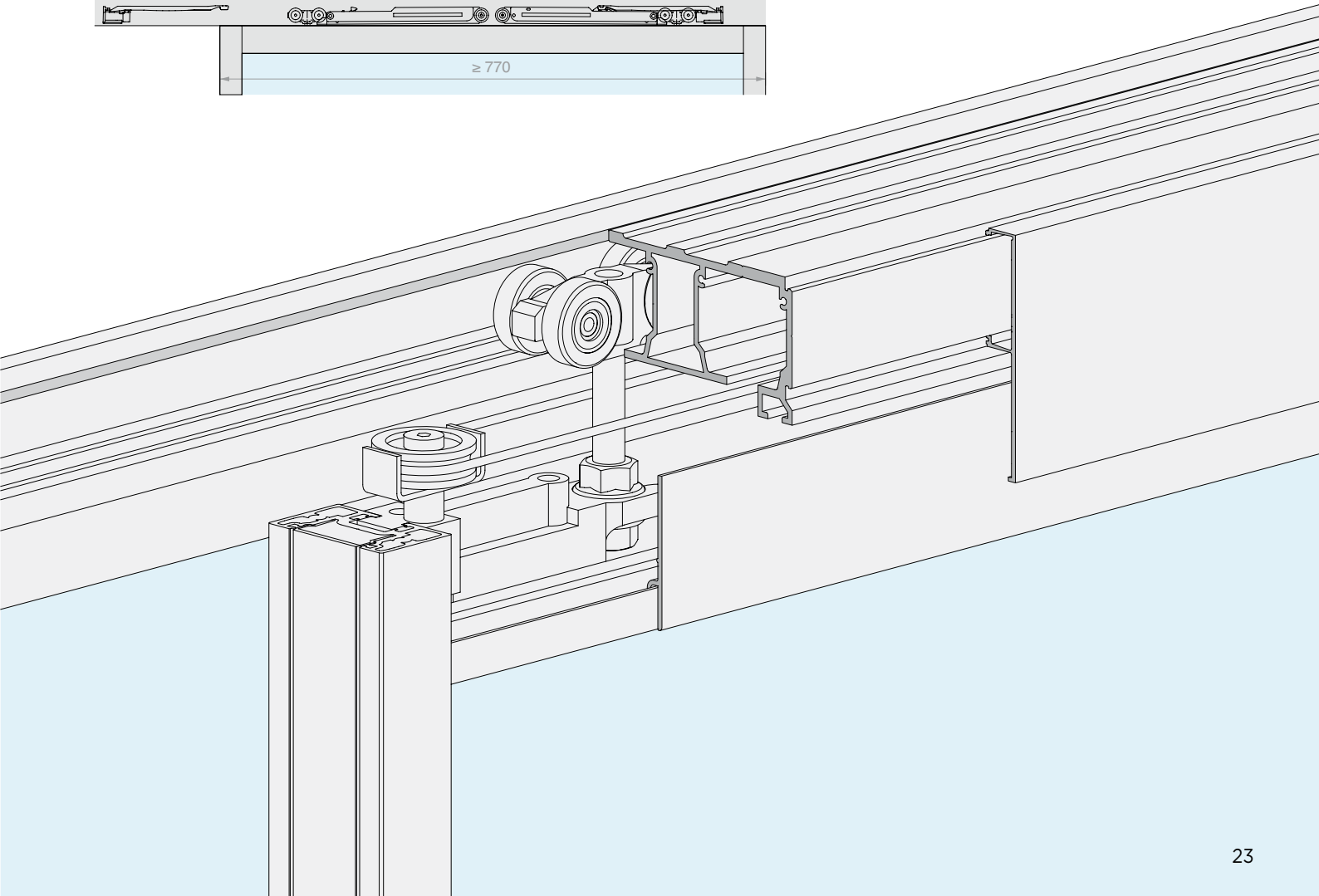

Variables de composición

La versatilidad de configuración del sistema LMT permite generar soluciones que no se limitan a la gama ofrecida en kits en esta sección. Nuestro departamento técnico está a disposición para resolver todas las posibles variables de cada proyecto. Todas las soluciones pueden suministrarse bajo pedido cortadas a medida.

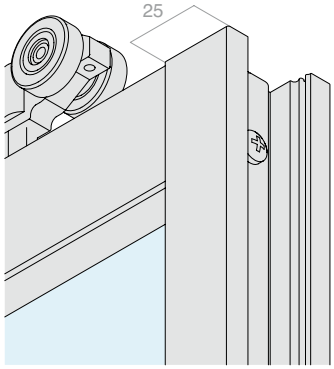

Hoja monovidrio

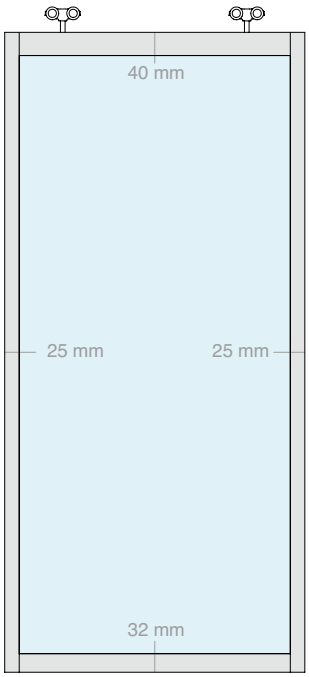

Hoja multividrio

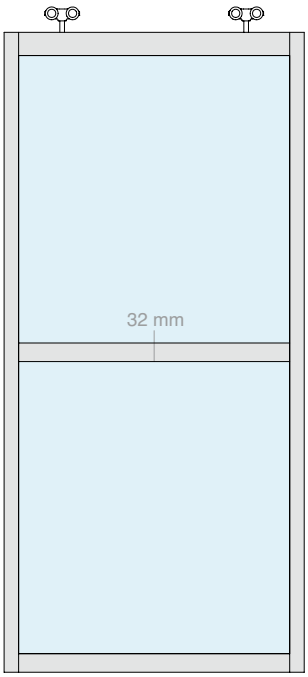

MARCO DE LA HOJA MÓVIL

El marco estructural de la gama se ofrece en kits de montaje que pueden alojar paneles de cerramiento de 8 a 8.8 mm tanto de vidrio como de otro material.

Los montantes verticales que componen la estructura del marco nacen con una ranura abierta para permitir un rápido acoplamiento a los travesaños horizontales mediante tornillos.

MONOVIDRIO / MULTIVIDRIO
El marco puede alojar una placa única o dividirse horizontalmente mediante un travesaño accesorio para alojar varias placas más pequeñas.

CONFIGURACIONES DE LA HOJA MÓVIL

Los paneles laterales abiertos prevén hasta 4 tipos de composición: con cubierta de acabado, junta de tope o manilla toda altura.

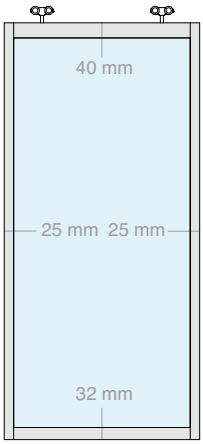

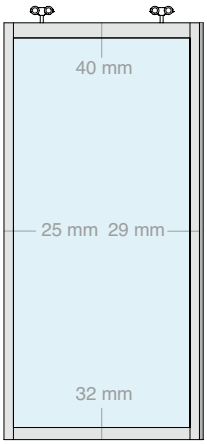

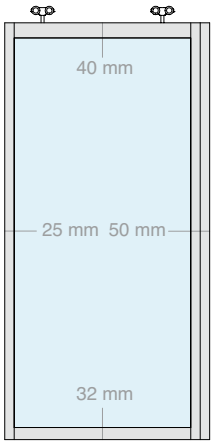

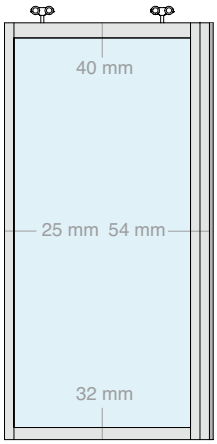

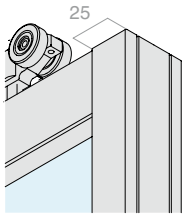

con cubierta

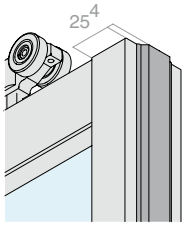

con junta de tope

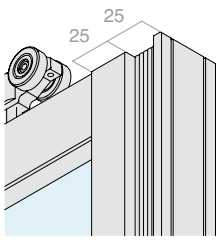

con manilla toda altura y cubierta

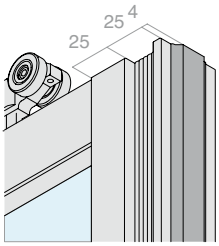

con manilla toda altura y junta de tope

3 MANILLAS
4 CONFIGURACIONES

ACABADOS RAL
BAJO PEDIDO

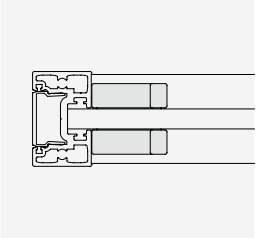

Art. HAND32140VHB
pegada al vidrio

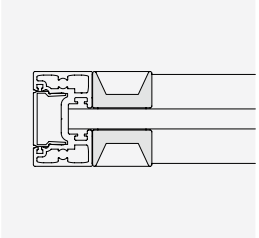

Art. MFM14025
pegada al vidrio

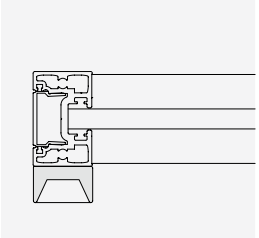

Art. MFM14025
atornillada o pegada
al perfil

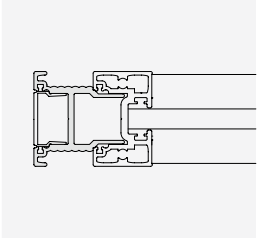

Art. LMC0038
extrudida toda altura
atornillada con
o sin junta

MONTANTE DE TOPE

Tope de cierre con o sin junta.



con cubierta



con junta de tope

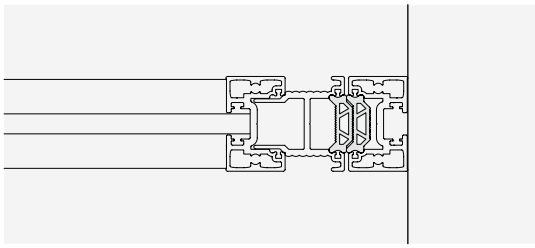

junta reversible

LM INTELAIATO

Kit

INSTALACIÓN DE TECHO

1 VÍA

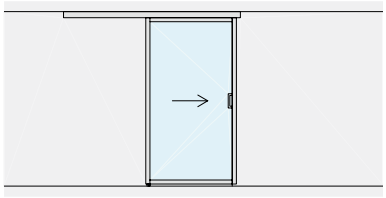

Pág. 30

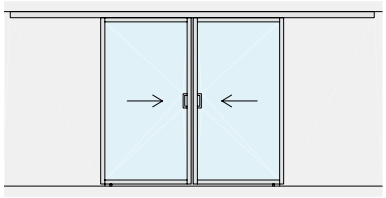

Pág. 34

1 VÍA + FIJO

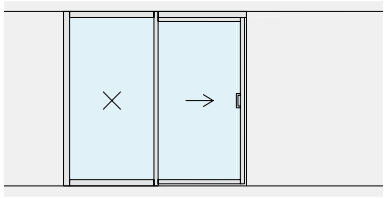

Pág. 38

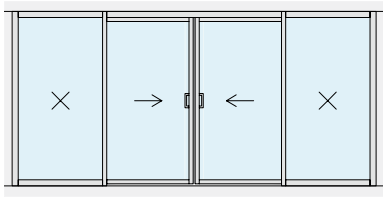

Pág. 42

2 VÍAS

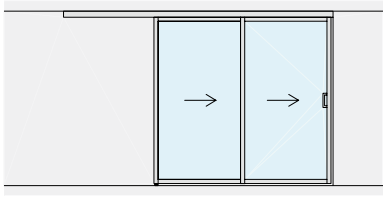

Pág. 46

2 VÍAS + FIJO

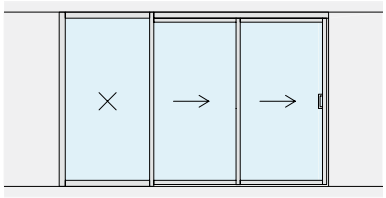

Pág. 50

3 VÍAS

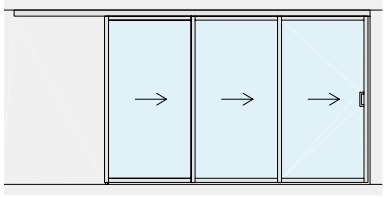

Pág. 54

3 VÍAS + FIJO

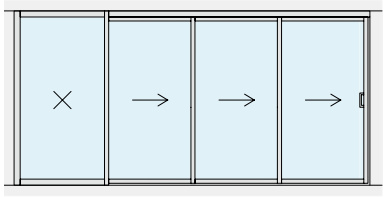

Pág. 59

INSTALACIÓN A PARED

1 VÍA

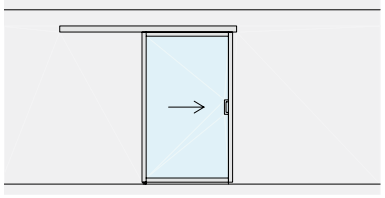

Pág. 62

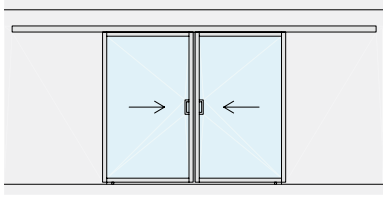

Pág. 66

KIT CORREDERA ENMARCADA FIJACIÓN DE TECHO HOJA SIMPLE

Material: Aluminio
Acabado: /6 /88 /97

SIN ORIFICIOS EN EL VIDRIO

MEDIDAS DEL VANO

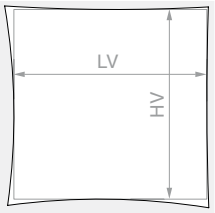

HV máx.: **3000** mm

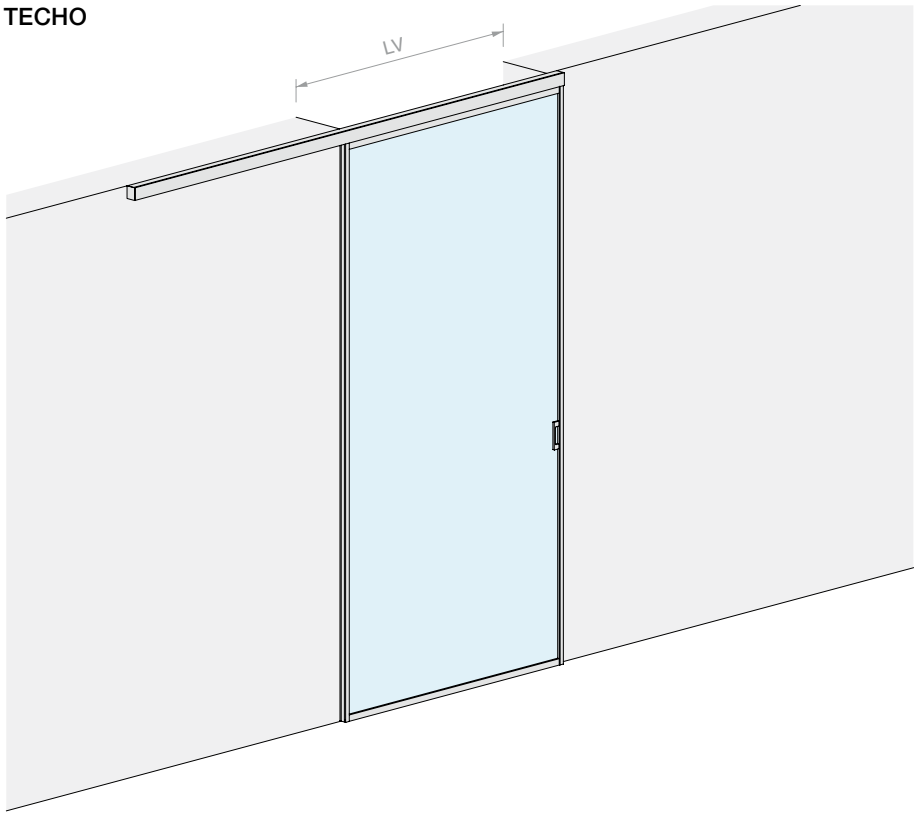

VIDRIO HOJA

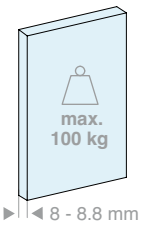

VIDRIO HOJA

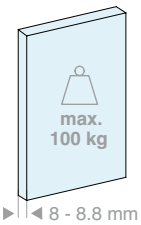

Kit formado por:

Art.	Descripción	Cant.
LMINT-PCOV30.100	Kit hoja corredera con cubierta	1 Ud.
LM21.200	Riel fijación de techo	1 Ud.
LMCA065.200	Cubierta para riel abierta	1 Ud.
LMCC065.200	Cubierta para riel cerrada	1 Ud.
LM64051TP33	Tapa de acabado	2 Uds.
057.3073.072	Stop con tope	2 Uds.
LMINT-GT915	Guía inferior	1 Ud.
HAND32140VHB	Manilla adhesiva	2 Uds.

Opcional

042.3102.072	Amortiguador Softbreak 20-60 kg	1 Ud.
042.3102.071	Amortiguador Softbreak 61-100 kg	1 Ud.

Kit formado por:

Art.	Descripción	Cant.
LMINT-PCOV30.150	Kit hoja corredera con cubierta	1 Ud.
LM21.300	Riel fijación de techo	1 Ud.
LMCA065.300	Cubierta para riel abierta	1 Ud.
LMCC065.300	Cubierta para riel cerrada	1 Ud.
LM64051TP33	Tapa de acabado	2 Uds.
057.3073.072	Stop con tope	2 Uds.
LMINT-GT915	Guía inferior	1 Ud.
HAND32140VHB	Manilla adhesiva	2 Uds.

Opcional

042.3102.072	Amortiguador Softbreak 20-60 kg	1 Ud.
042.3102.071	Amortiguador Softbreak 61-100 kg	1 Ud.

Art.	LV máx.:	Cant.
LMT6511.200	**950** mm	1 Ud.

Art.	LV máx.:	Cant.
LMT6511.300	**1450** mm	1 Ud.

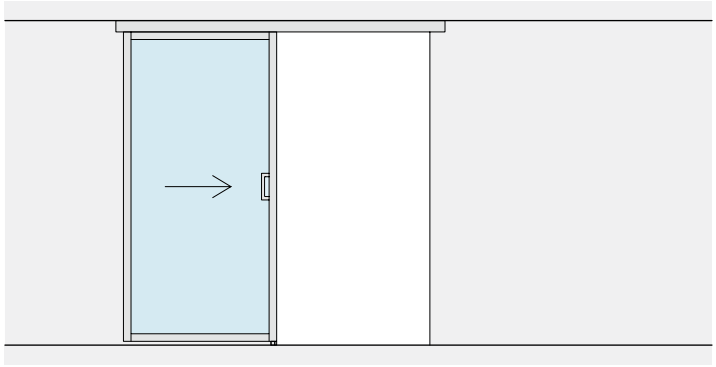

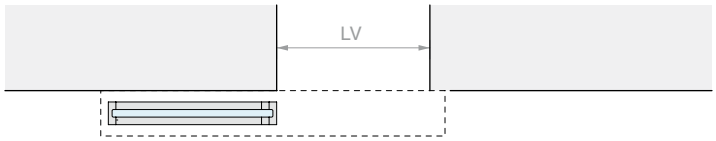
LV

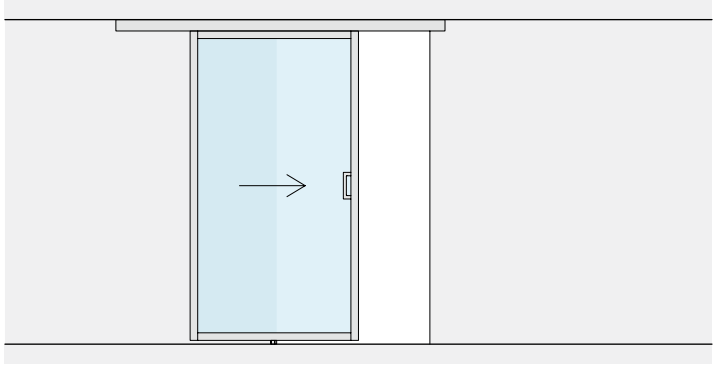

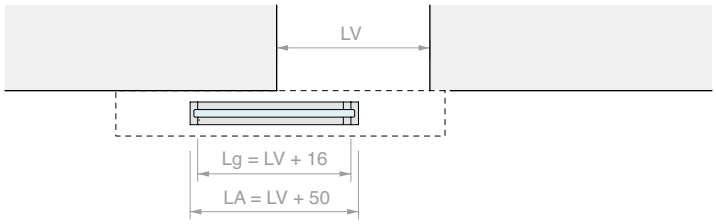
LV
Lg = LV + 16
LA = LV + 50

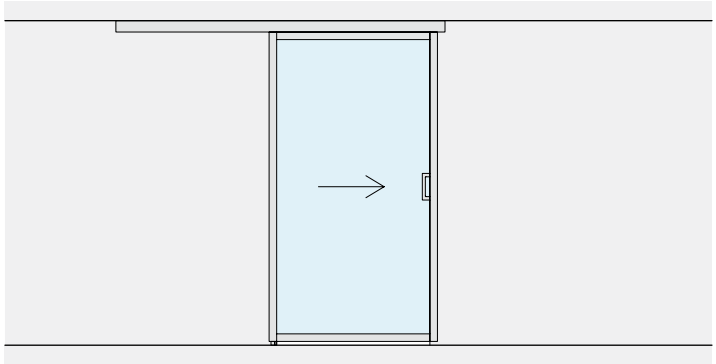

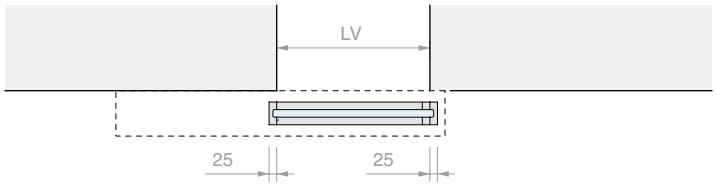
LV
25
25

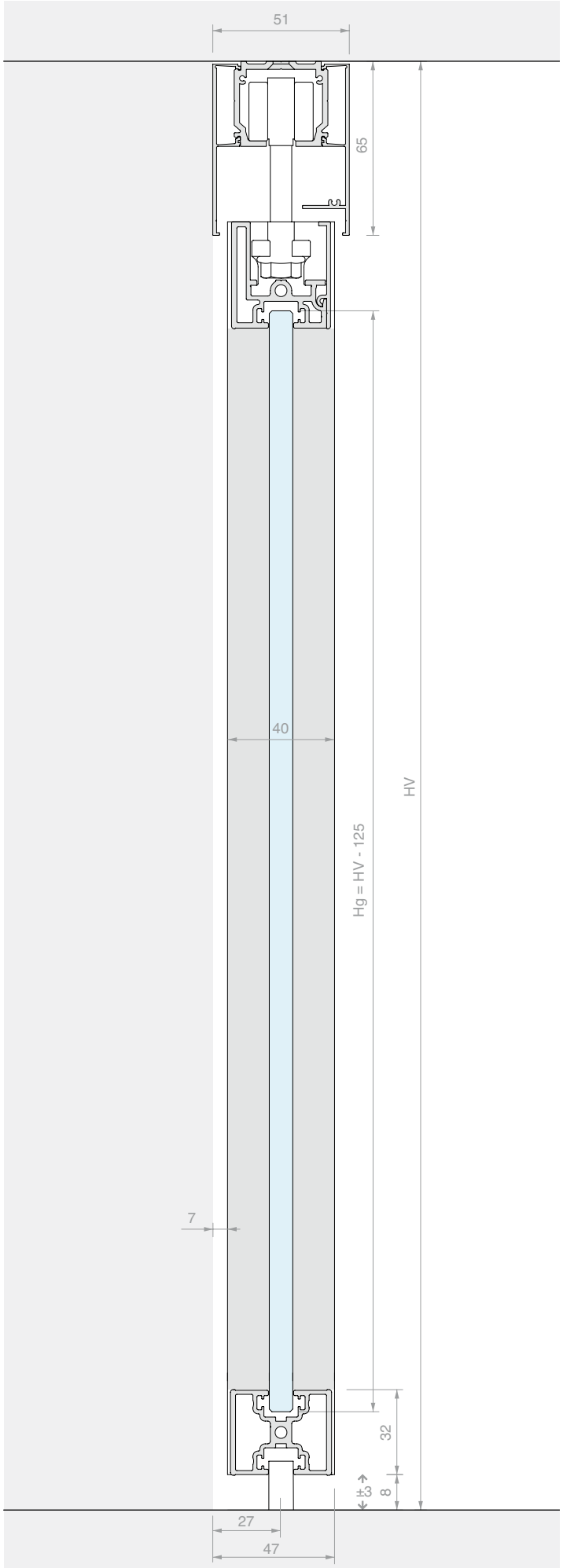
51
65
40
HV
Hg = HV - 125
7
32
±3
8
27
47

KIT CORREDERA ENMARCADA FIJACIÓN DE TECHO DOBLE HOJA SINCRONIZADA

Material: Aluminio
Acabado: /6 /88 /97



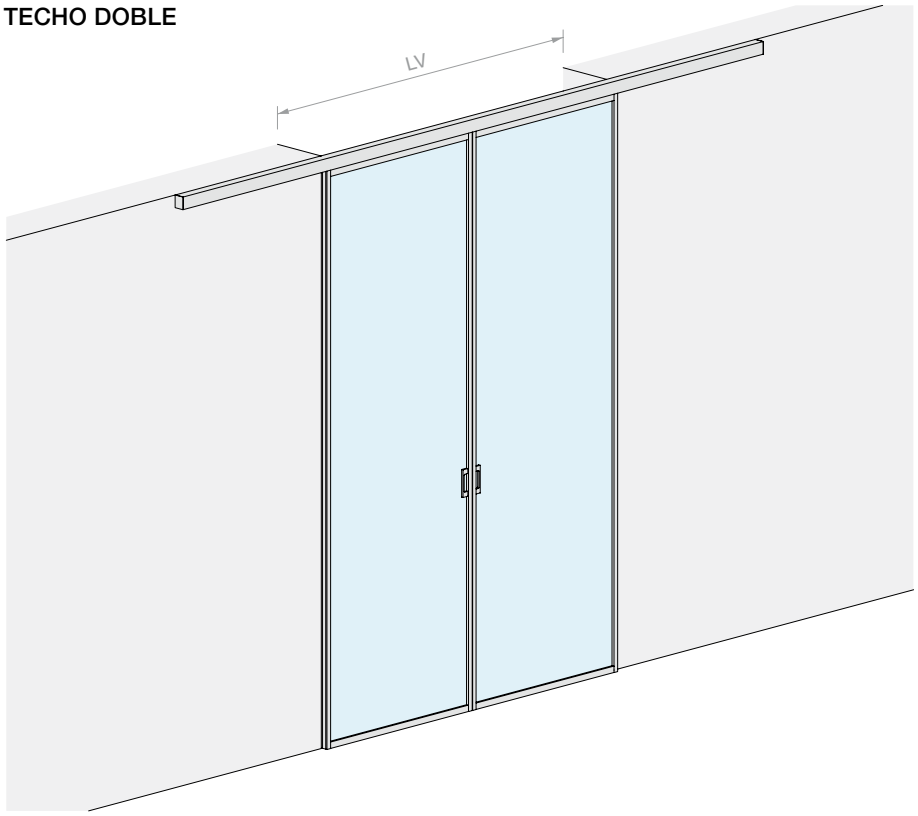

MEDIDAS DEL VANO

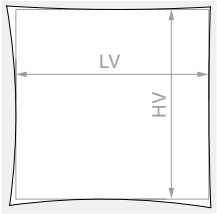

HV máx.: **3000** mm

VIDRIO HOJA

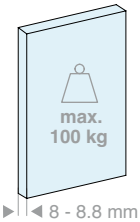

8 - 8.8 mm

Kit formado por:

Art.	Descripción	Cant.
LMINT-PGUA30.100	Kit hoja corredera con junta	2 Uds.
LM21.400	Riel fijación de techo	1 Ud.
LMCA065.400	Cubierta para riel abierta	1 Ud.
LMCC065.400	Cubierta para riel cerrada	1 Ud.
LM64051TP33	Tapa de acabado	2 Uds.
057.3073.071	Stop sin tope	4 Uds.
LMSIN-2AC11	Kit sincronismo para 2 hojas en línea recta	1 Ud.
HAND32140VHB	Manilla adhesiva	4 Uds.

Opcional

042.3102.072	Amortiguador Softbreak 20-60 kg	2 Uds.
042.3102.071	Amortiguador Softbreak 61-100 kg	2 Uds.

Art.	LV máx.:	Cant.
LMT6511C.400	**1970** mm	1 Ud.

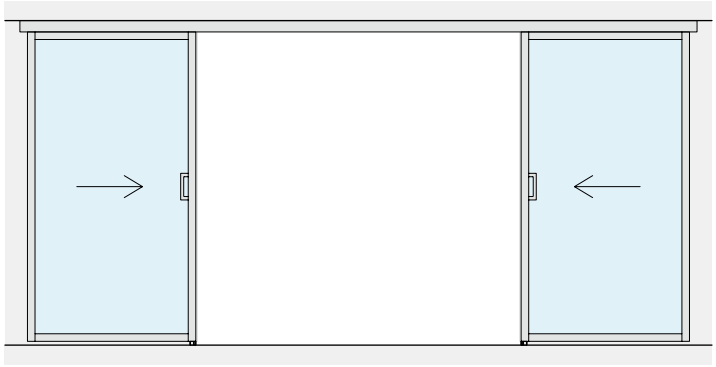

LV

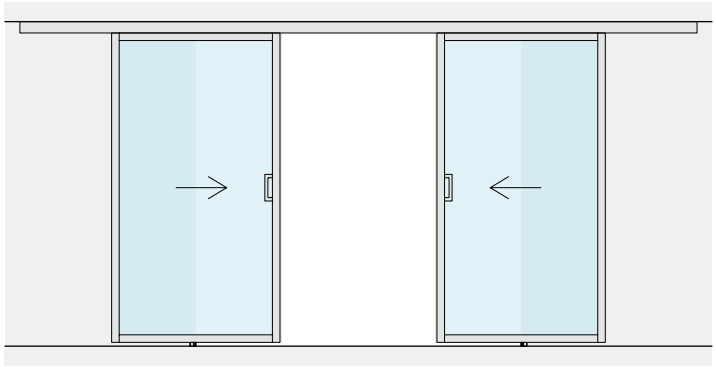

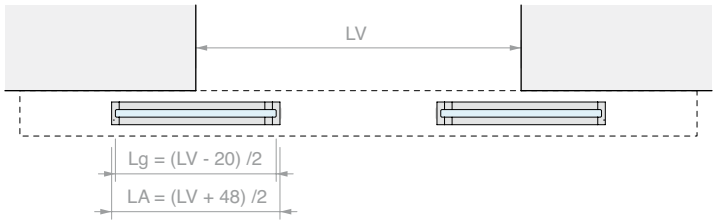
LV
Lg = (LV - 20) /2
LA = (LV + 48) /2

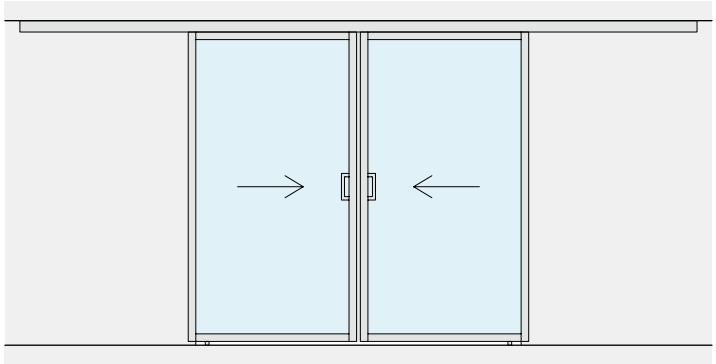

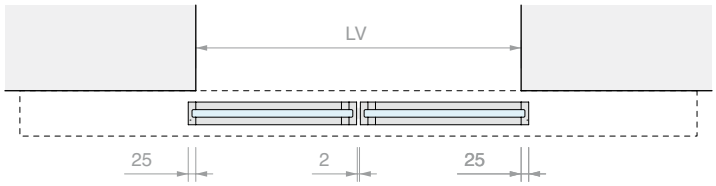
LV
25
2
25

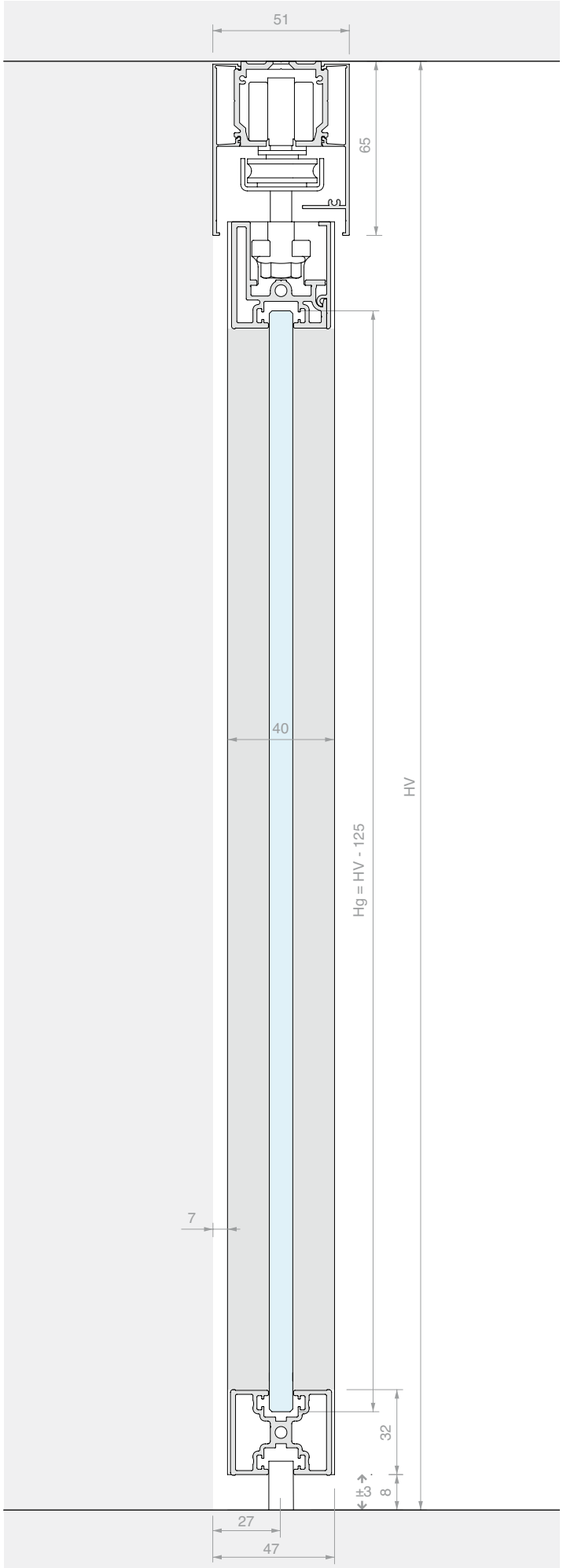
51
65
40
HV
Hg = HV - 125
7
32
±3
8
27
47

KIT CORREDERA ENMARCADA FIJACIÓN DE TECHO HOJA INDIVIDUAL Y VIDRIO FIJO

Material: Aluminio
Acabado: /6 /88 /97

SIN ORIFICIOS EN EL VIDRIO

MEDIDAS DEL VANO

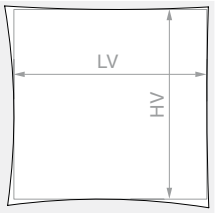

HV máx.: **3000** mm

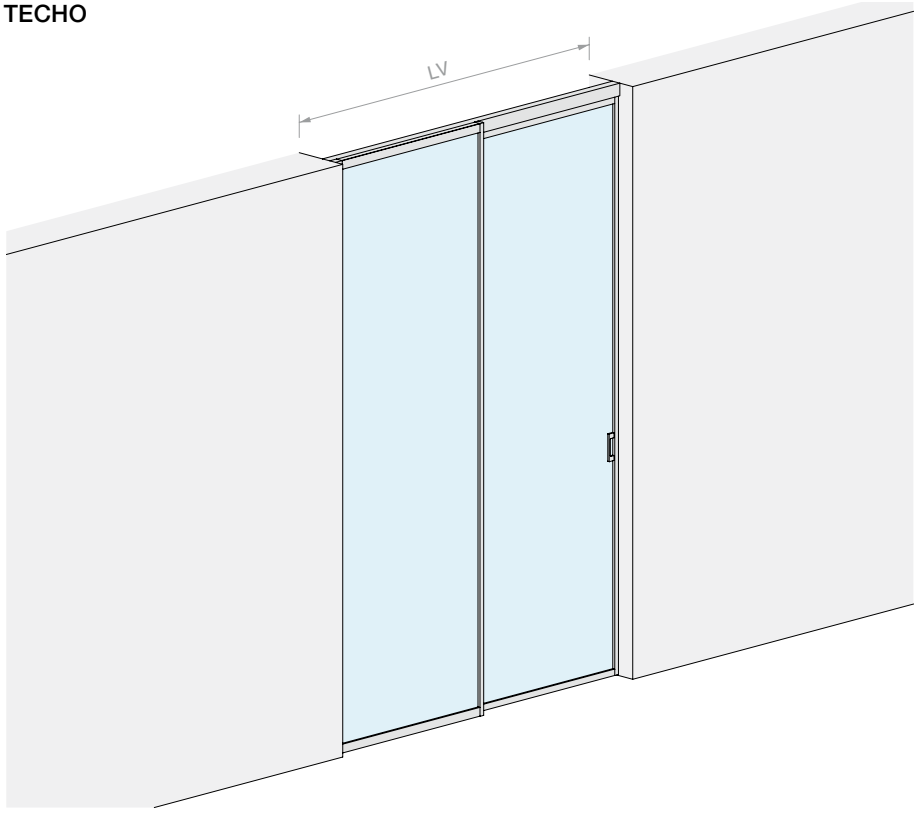

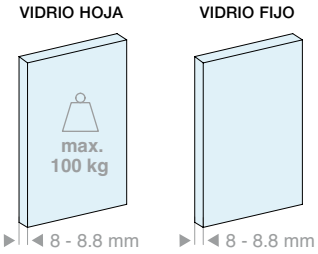

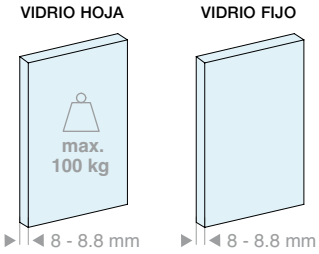

Kit formado por:

Art.	Descripción	Cant.
LMINT-PCOV30.100	Kit hoja corredera con cubierta	1 Ud.
LMINT-VFIX30.100	Kit vidrio fijo enmarcado	1 Ud.
LM21.200	Riel fijación de techo	1 Ud.
FOU1013.30	Perfil en «U»	1 Ud.
LMCA065.200	Cubierta para riel abierta	1 Ud.
LMCC065.200	Cubierta para riel cerrada	1 Ud.
057.3073.072	Stop con tope	2 Uds.
LMINT-GT915	Guía inferior	1 Ud.
HAND32140VHB	Manilla adhesiva	2 Uds.
Opcional		
042.3102.072	Amortiguador Softbreak 20-60 kg	1 Ud.
042.3102.071	Amortiguador Softbreak 61-100 kg	1 Ud.

Kit formado por:

Art.	Descripción	Cant.
LMINT-PCOV30.150	Kit hoja corredera con cubierta	1 Ud.
LMINT-VFIX30.150	Kit vidrio fijo enmarcado	1 Ud.
LM21.300	Riel fijación de techo	1 Ud.
FOU1013.30	Perfil en «U»	1 Ud.
LMCA065.300	Cubierta para riel abierta	1 Ud.
LMCC065.300	Cubierta para riel cerrada	1 Ud.
057.3073.072	Stop con tope	2 Uds.
LMINT-GT915	Guía inferior	1 Ud.
HAND32140VHB	Manilla adhesiva	2 Uds.
Opcional		
042.3102.072	Amortiguador Softbreak 20-60 kg	1 Ud.
042.3102.071	Amortiguador Softbreak 61-100 kg	1 Ud.

Art.	LV máx.:	Cant.
LMT6511F.200	**2000** mm	1 Ud.

Art.	LV máx.:	Cant.
LMT6511F.300	**3000** mm	1 Ud.

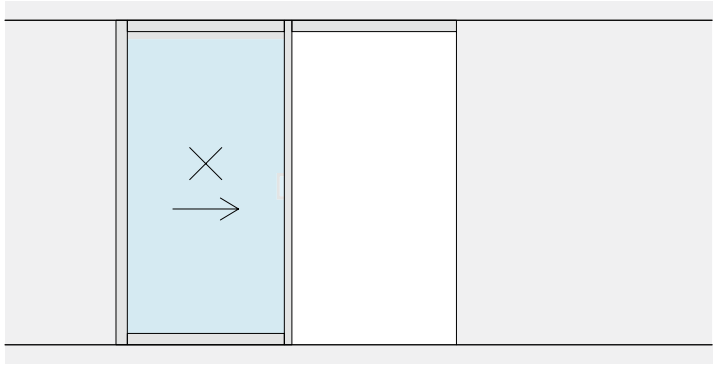

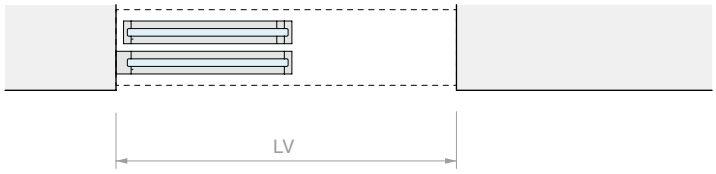
LV

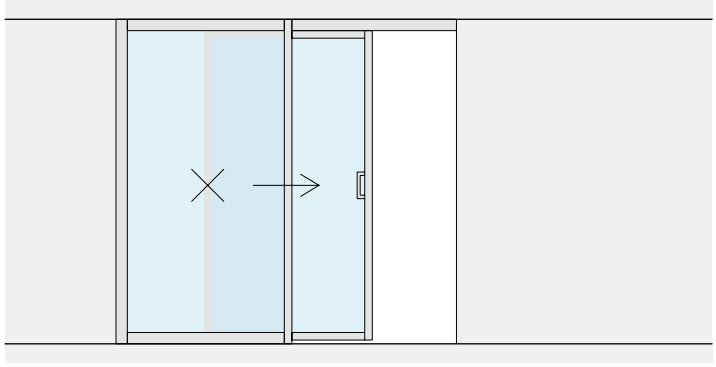

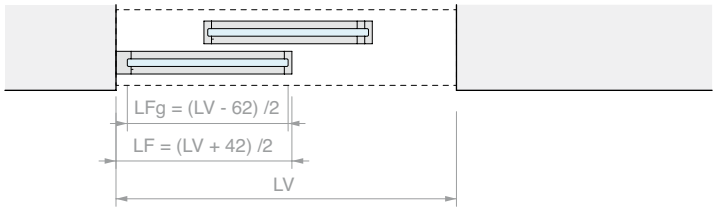
LFg = (LV - 62) /2
LF = (LV + 42) /2
LV

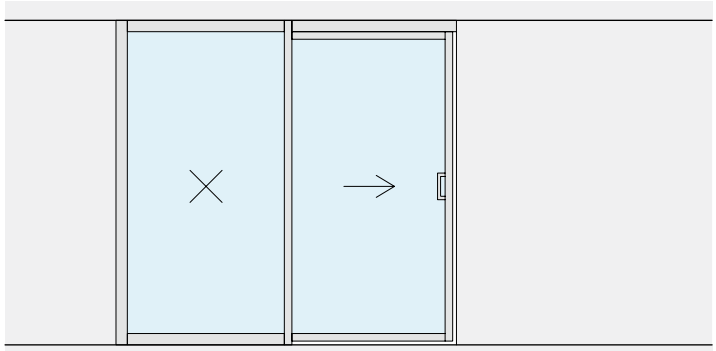

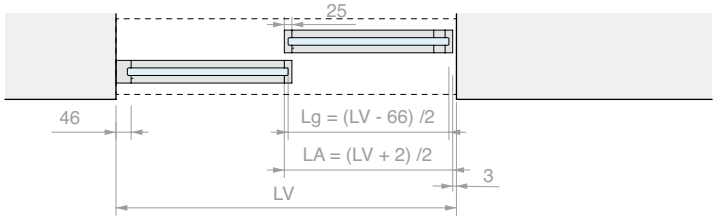
25
46
Lg = (LV - 66) /2
LA = (LV + 2) /2
3
LV

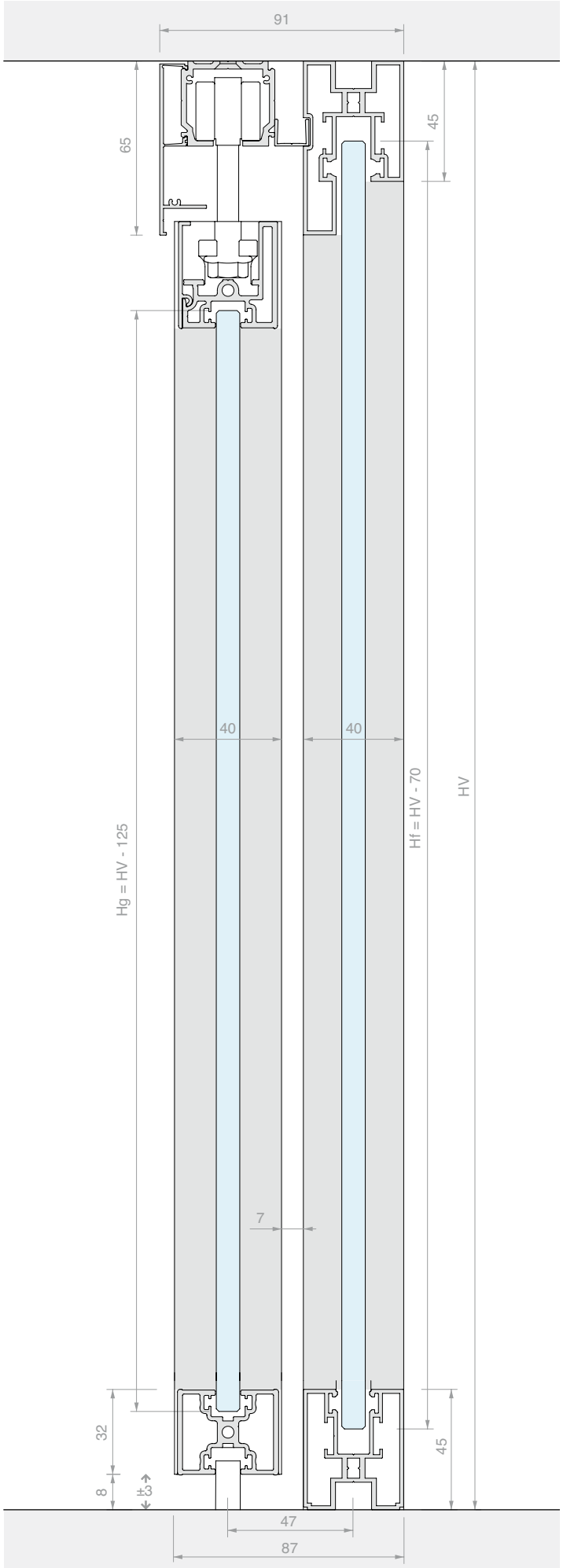
91
65
45
40
40
Hg = HV - 125
Hf = HV - 70
HV
7
32
8
±3
45
47
87

KIT CORREDERA ENMARCADA FIJACIÓN DE TECHO HOJA DOBLE SINCRONIZADA Y DOBLE VIDRIO FIJO

Material: Aluminio
Acabado: /6 /88 /97



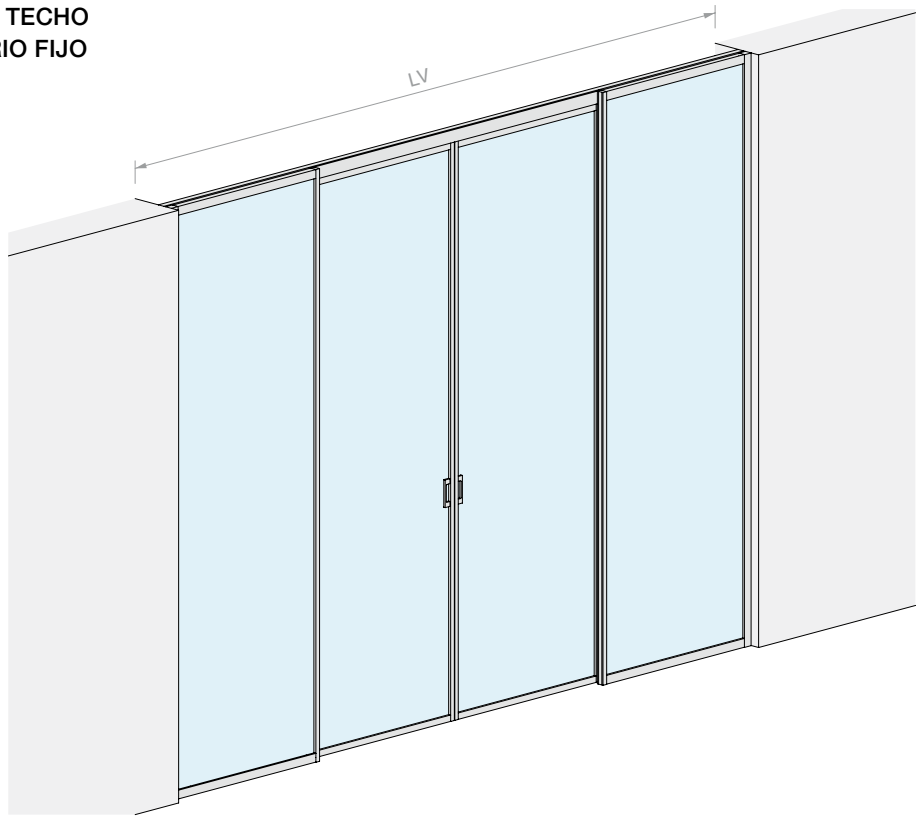

MEDIDAS DEL VANO

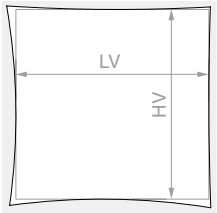

HV máx.: **3000** mm

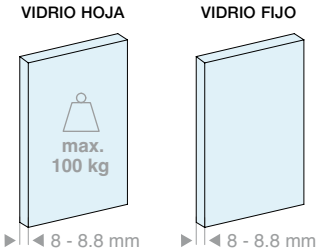

Kit formado por:

Art.	Descripción	Cant.
LMINT-PGUA30.100	Kit hoja corredera con junta	2 Uds.
LMINT-VFIX30.100	Kit vidrio fijo enmarcado	2 Uds.
LM21.400	Riel fijación de techo	1 Ud.
FOU1013.30	Perfil en «U»	2 Uds.
LMCA065.400	Cubierta para riel abierta	2 Uds.
057.3073.071	Stop sin tope	4 Uds.
LMSIN-2AC11	Kit sincronismo para 2 hojas en línea recta	1 Ud.
HAND32140VHB	Manilla adhesiva	4 Uds.

Opcional

042.3102.072	Amortiguador Softbreak 20-60 kg	2 Uds.
042.3102.071	Amortiguador Softbreak 61-100 kg	2 Uds.

Art.	LV máx.:	Cant.
LMT6511CF.400	**4000** mm	1 Ud.

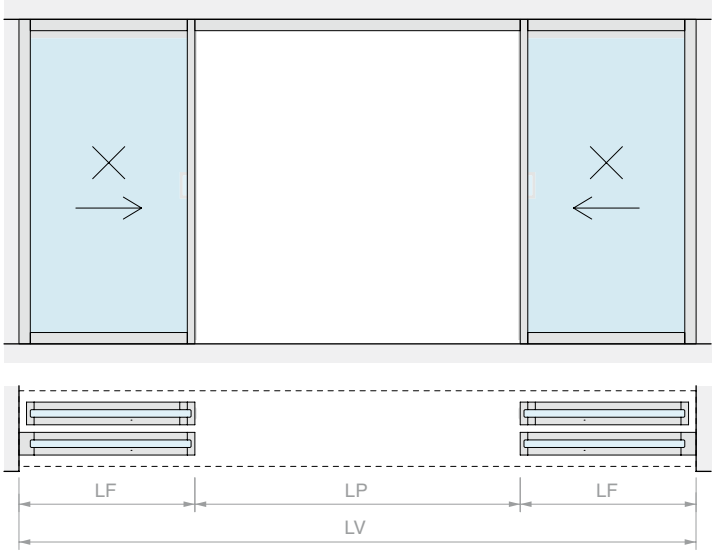
LF
LP
LF
LV

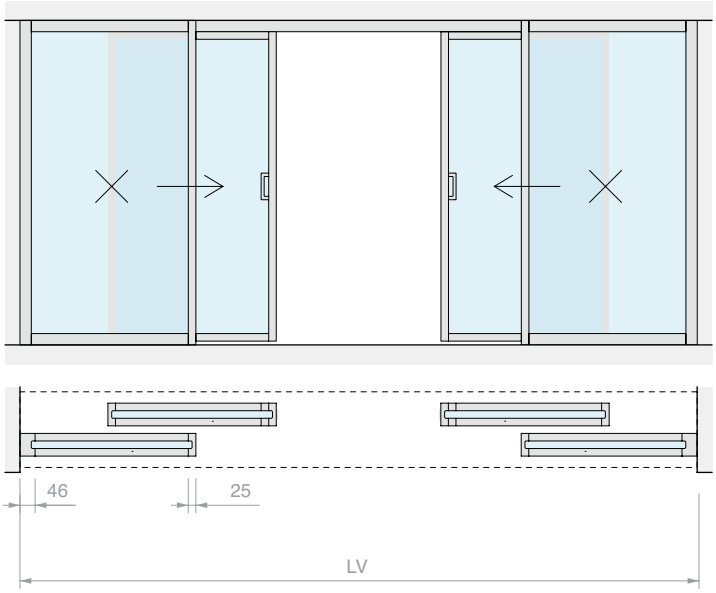
46
25
LV

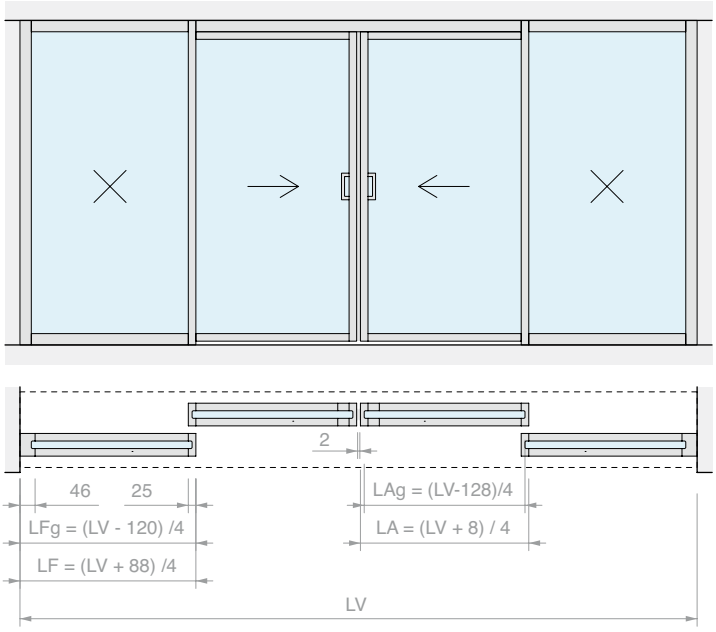
2
46
25
LAg = (LV-128)/4
LFg = (LV - 120) /4
LA = (LV + 8) / 4
LF = (LV + 88) /4
LV

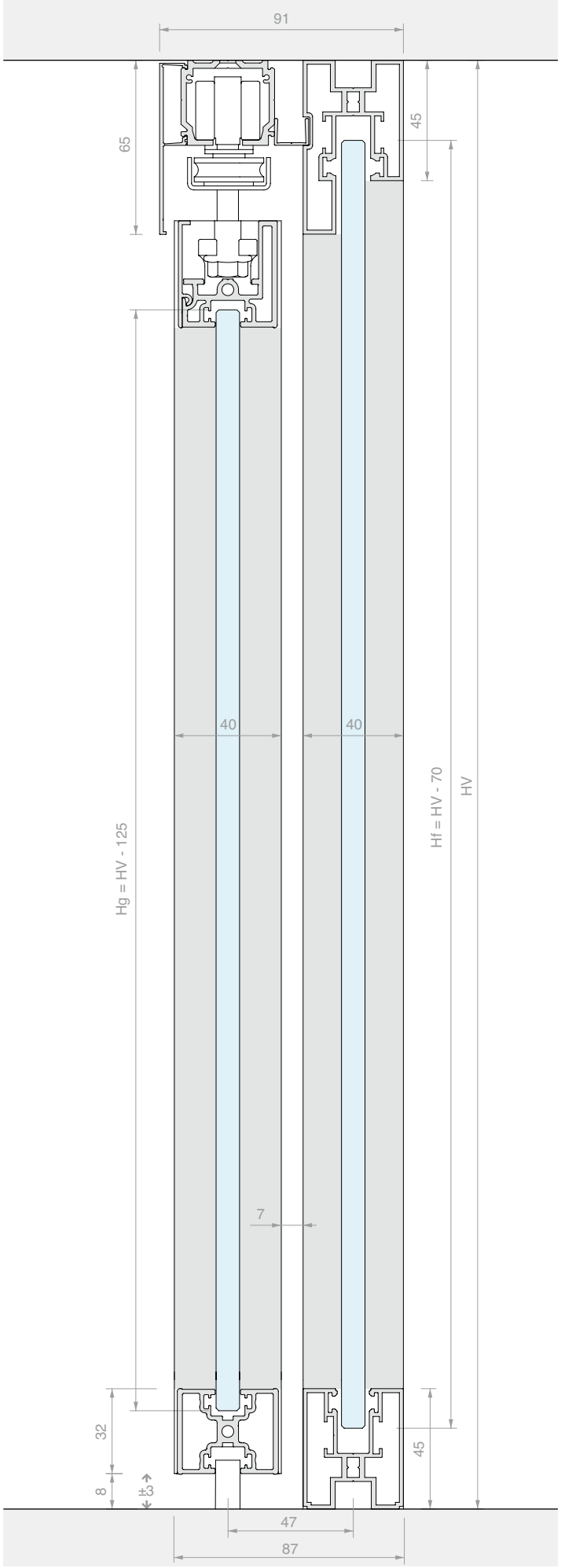
91
65
45
40
40
Hg = HV - 125
Hf = HV - 70
HV
7
32
8
±3
45
47
87

KIT CORREDERA ENMARCADA FIJACIÓN DE TECHO DOBLE HOJA ARRASTRADA CON SINCRONISMO

Material: Aluminio
Acabado: /6 /88 /97



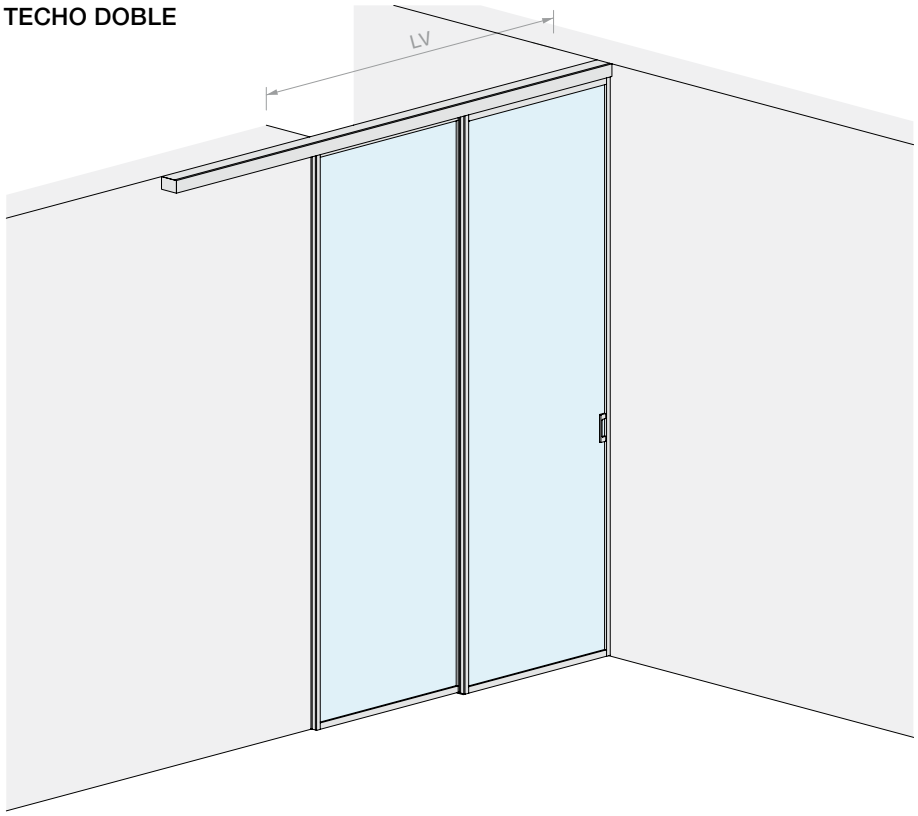

MEDIDAS DEL VANO

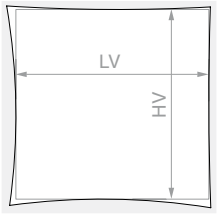

HV máx.: **3000** mm

VIDRIO HOJA

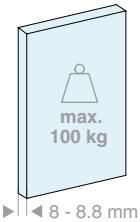

8 - 8.8 mm

Kit formado por:

Art.	Descripción	Cant.
LMINT-PCOV30.100	Kit hoja corredera con cubierta	1 Ud.
LMINT-PGUA30.100	Kit hoja corredera con junta	1 Ud.
LM2V082.300	Riel 2 vías fijación de techo	1 Ud.
LMCA065.300	Cubierta para riel abierta	2 Uds.
LM64098TP33	Tapa de acabado	2 Uds.
057.3073.072	Stop con tope	2 Uds.
057.3073.071	Stop sin tope	2 Uds.
LMSIN-2AT21	Kit sincronismo para 2 hojas arrastradas	1 Ud.
HAND32140VHB	Manilla adhesiva	2 Uds.

Opcional

042.3102.071	Amortiguador Softbreak para hojas de 40-65 kg	1 ó 2 Uds.

Art.	LV máx.:	Cant.
LMT6512.300	**1975** mm	1 Ud.

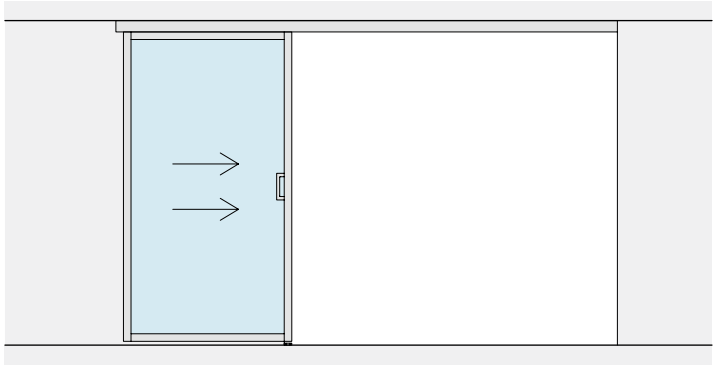

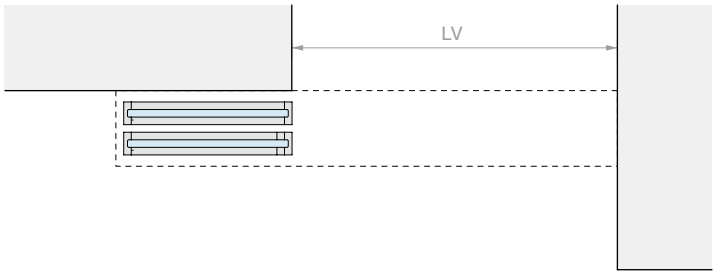
LV

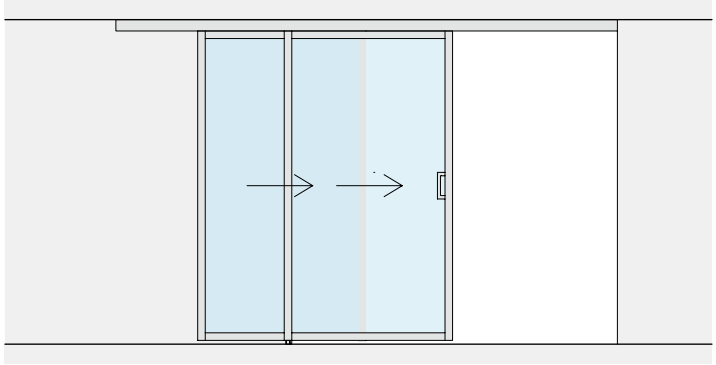

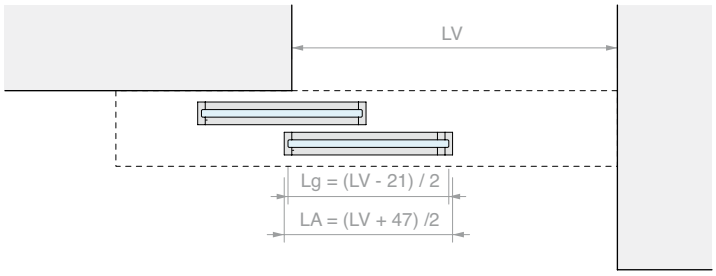
LV
Lg = (LV - 21) / 2
LA = (LV + 47) /2

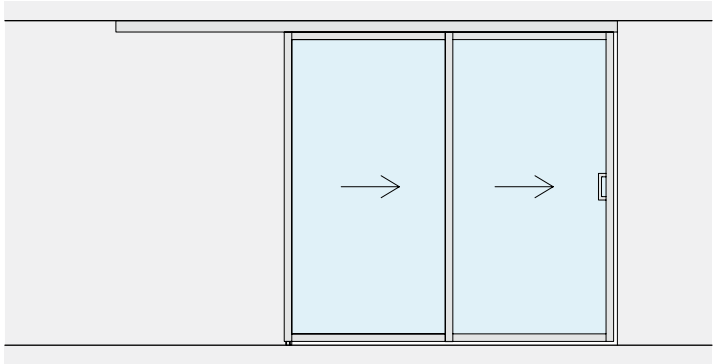

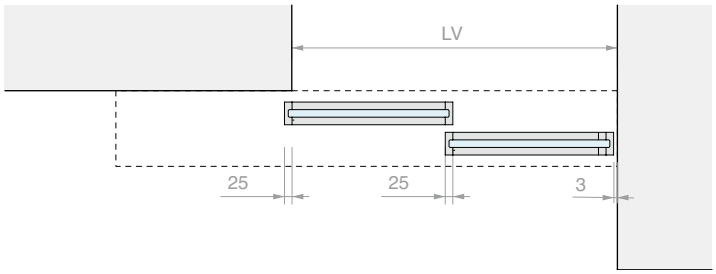
LV
25
25
3

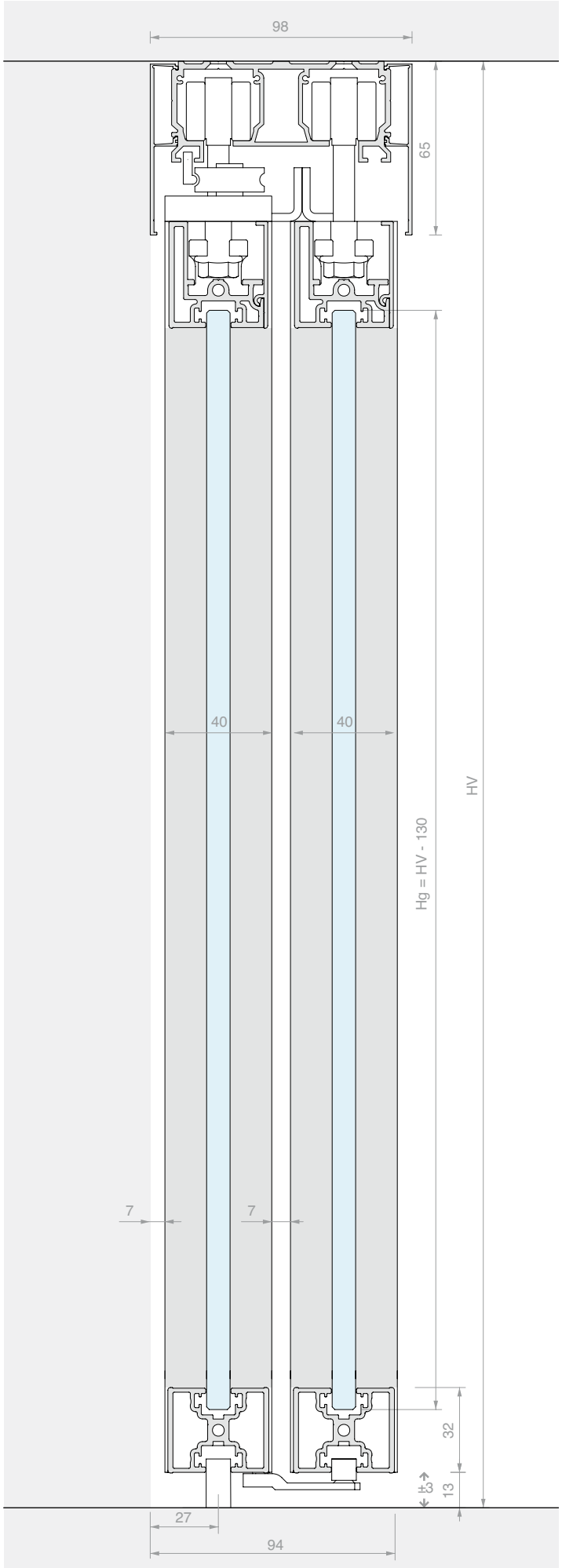
98
65
40
40
HV
Hg = HV - 130
7
7
32
±3
13
27
94

KIT CORREDERA ENMARCADA FIJACIÓN DE TECHO DOBLE HOJA ARRASTRADA CON SINCRONISMO Y VIDRIO FIJO

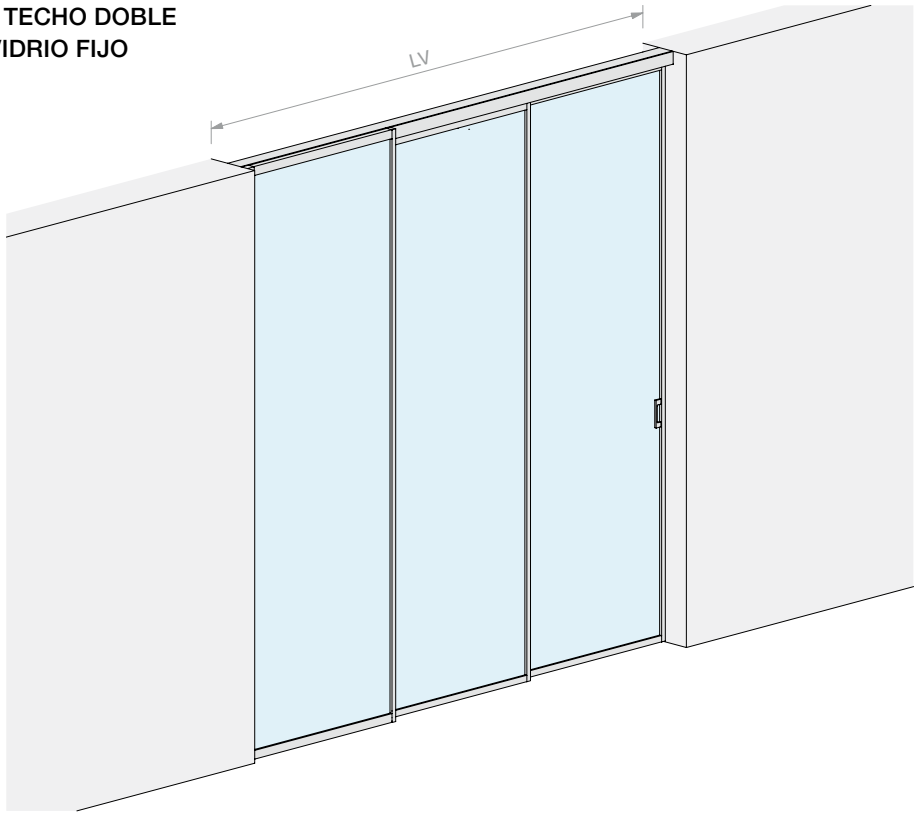

Material: Aluminio
Acabado: /6 /88 /97



MEDIDAS DEL VANO

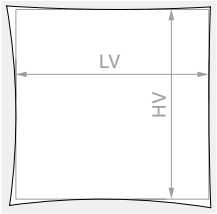

HV máx.: **3000** mm

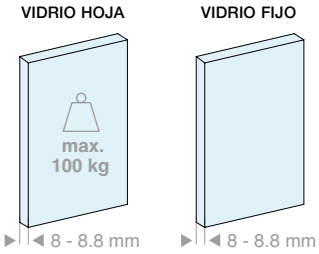

Kit formado por:

Art.	Descripción	Cant.
LMINT-PCOV30.100	Kit hoja corredera con cubierta	1 Ud.
LMINT-PGUA30.100	Kit hoja corredera con junta	1 Ud.
LMINT-VFIX30.100	Kit vidrio fijo enmarcado	1 Ud.
LM2V082.300	Riel 2 vías fijación de techo	1 Ud.
FOU1013.30	Perfil en «U»	1 Ud.
LMCA065.300	Cubierta para riel abierta	2 Uds.
057.3073.072	Stop con tope	2 Uds.
057.3073.071	Stop sin tope	2 Uds.
LMSIN-2AT21	Kit sincronismo para 2 hojas arrastradas	1 Ud.
HAND32140VHB	Manilla adhesiva	2 Uds.

Opcional

042.3102.071	Amortiguador Softbreak para hojas de 40-65 kg	1 ó 2 Uds.

Art.	LV máx.:	Cant.
LMT6512F.300	**3000** mm	1 Ud.

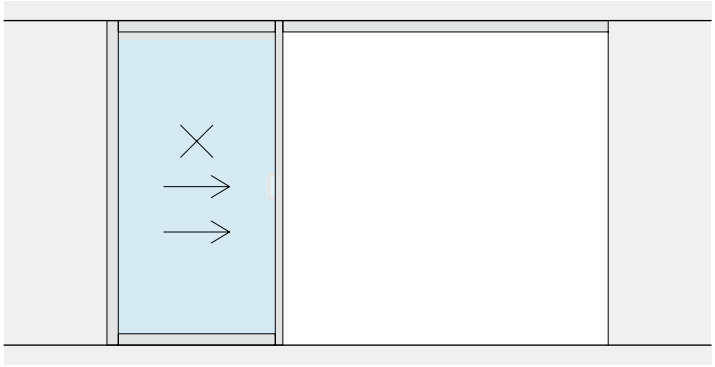

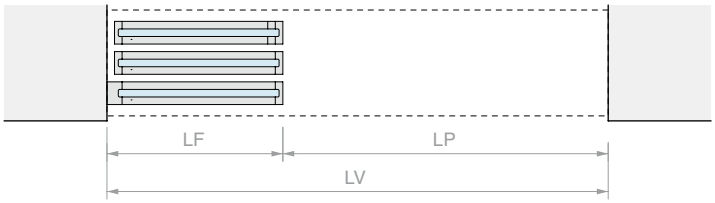
LF
LP
LV

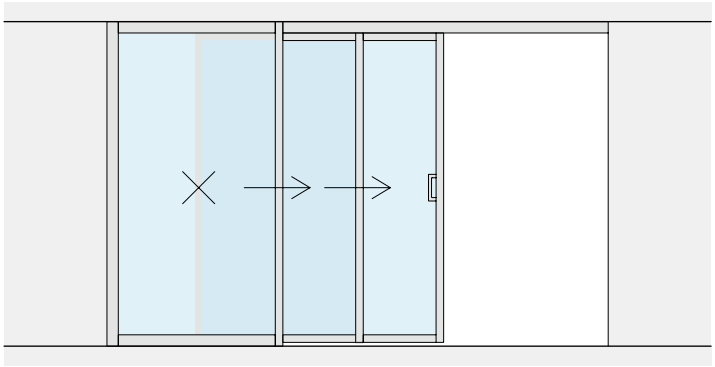

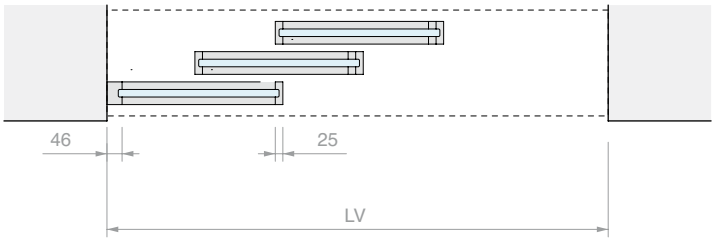
46
25
LV

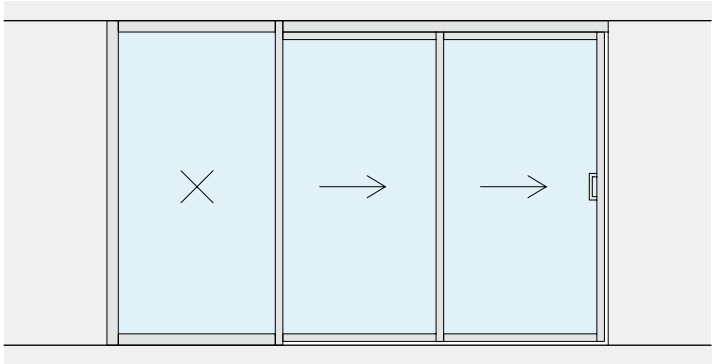

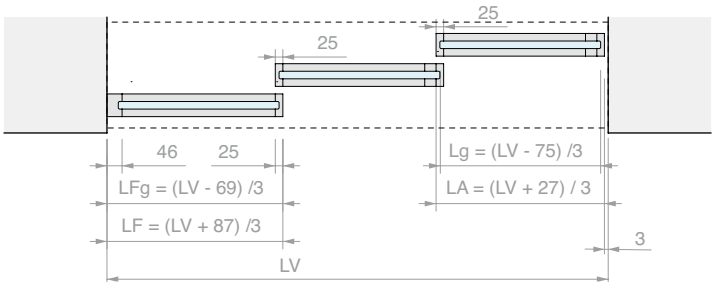
25
25
46
25
LFg = (LV - 69) /3
LF = (LV + 87) /3
Lg = (LV - 75) /3
LA = (LV + 27) / 3
3
LV


138
65
45
40
40
40
HV
Hg = HV - 130
Hf = HV - 70
7
7
32
13
3
45
47
47
134

KIT CORREDERA ENMARCADA FIJACIÓN DE TECHO TRIPLE HOJA ARRASTRADA CON SINCRONISMO

Material: Aluminio
Acabado: /6 /88 /97



MEDIDAS DEL VANO

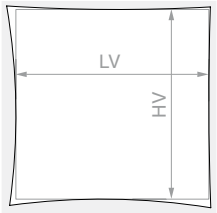

HV máx.: **3000** mm

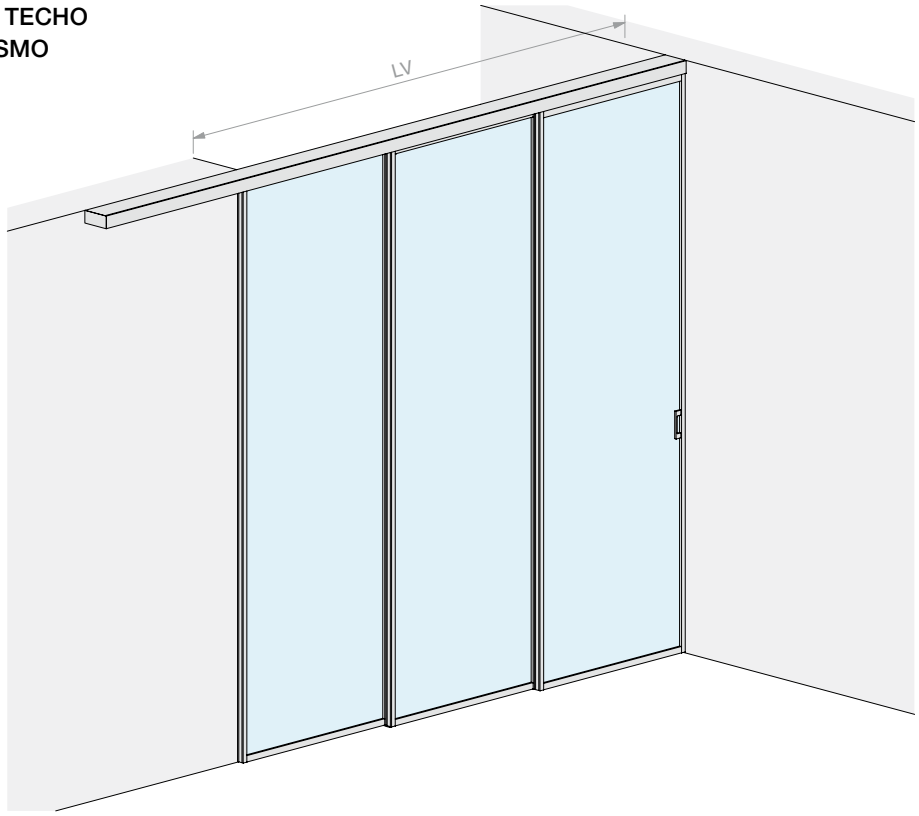

VIDRIO HOJA

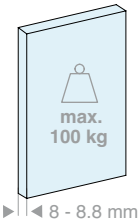

8 - 8.8 mm

Kit formado por:

Art.	Descripción	Cant.
LMINT-PCOV30.100	Kit hoja corredera con cubierta	2 Uds.
LMINT-PGUA30.100	Kit hoja corredera con junta	1 Ud.
LM3V129.400	Riel 3 vías fijación de techo	1 Ud.
LMCA065.400	Cubierta para riel abierta	2 Uds.
LM64145TP33	Tapa de acabado	2 Uds.
057.3073.072	Stop con tope	2 Uds.
057.3073.071	Stop sin tope	4 Uds.
LMSIN-3AT31	Kit sincronismo para 3 hojas arrastradas	1 Ud.
HAND32140VHB	Manilla adhesiva	2 Uds.

Opcional

042.3102.071	Amortiguador Softbreak para hojas de 30-55 kg	1 ó 2 Uds.

Art.	LV máx.:	Cant.
LMT6513.400	**2975** mm	1 Ud.

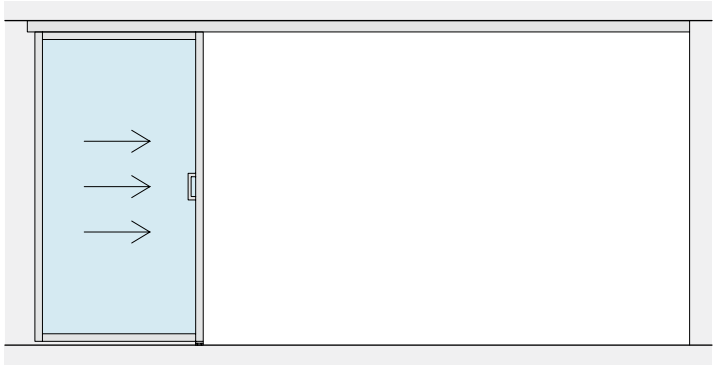

LV

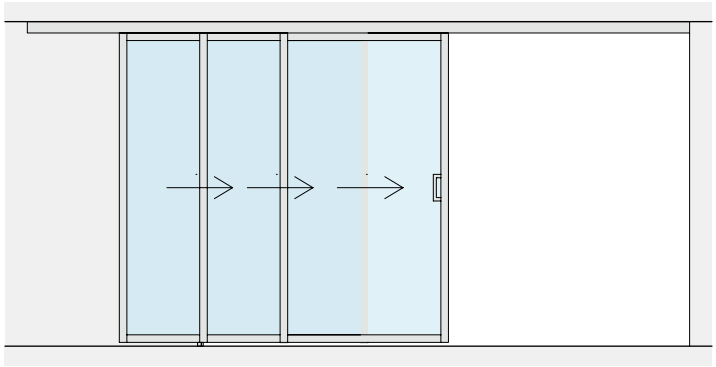

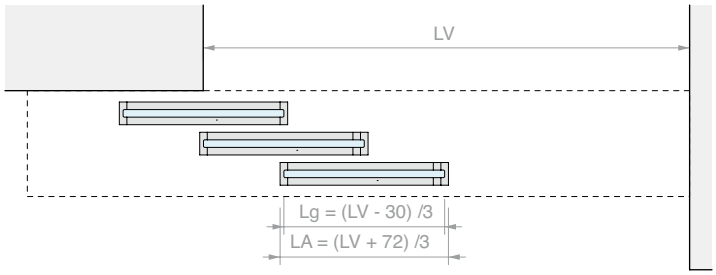
LV
Lg = (LV - 30) /3
LA = (LV + 72) /3

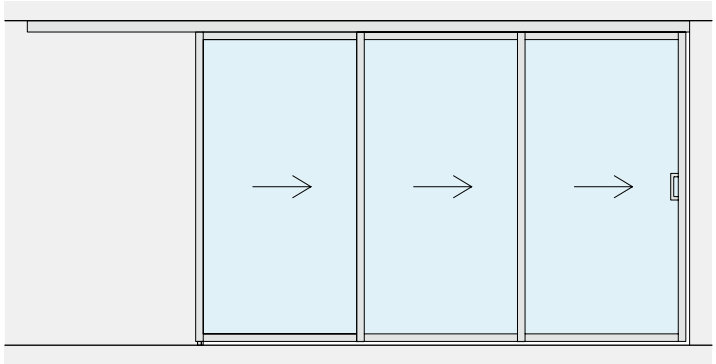

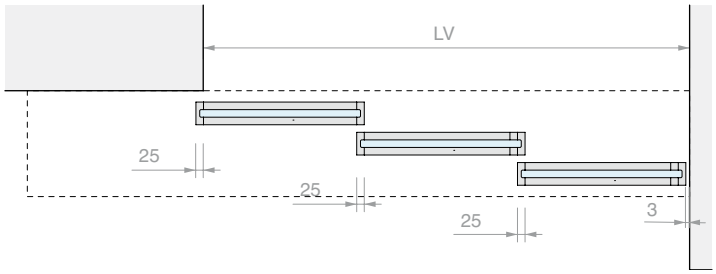
LV
25
25
25
3


145
65
40
40
40
HV
Hg = HV - 130
7
7
32
3
13
27
142

KIT CORREDERA ENMARCADA FIJACIÓN DE TECHO
TRIPLE HOJA ARRASTRADA CON SINCRONISMO Y VIDRIO FIJO

Material: Aluminio
Acabado: /6 /88 /97



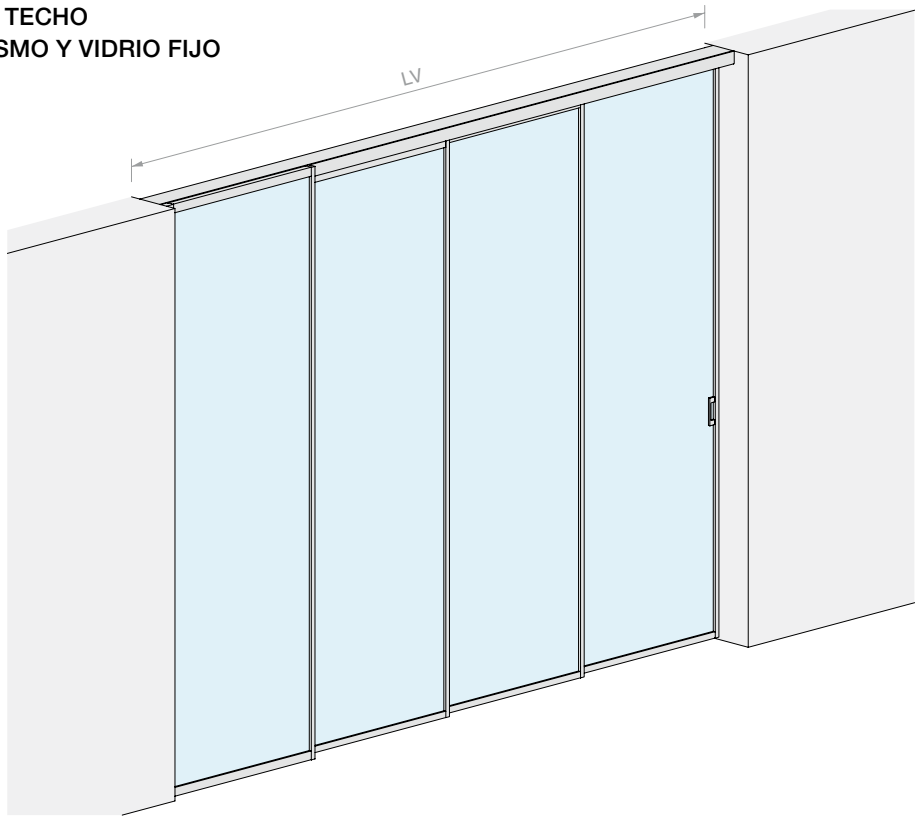

MEDIDAS DEL VANO

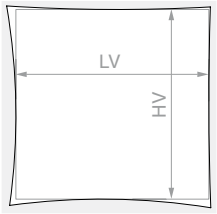

HV máx.: **3000** mm

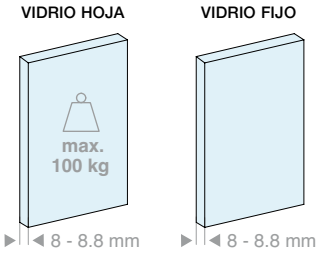

Kit formado por:

Art.	Descripción	Cant.
LMINT-PCOV30.100	Kit hoja corredera con cubierta	2 Uds.
LMINT-PGUA30.100	Kit hoja corredera con junta	1 Ud.
LMINT-VFIX30.100	Kit vidrio fijo enmarcado	1 Ud.
LM3V129.400	Riel 3 vías fijación de techo	1 Ud.
FOU1013.30	Perfil en «U»	1 Ud.
LMCA065.400	Cubierta para riel abierta	2 Uds.
057.3073.072	Stop con tope	2 Uds.
057.3073.071	Stop sin tope	4 Uds.
LMSIN-3AT31	Kit sincronismo para 3 hojas arrastradas	1 Ud.
HAND32140VHB	Manilla adhesiva	2 Uds.

Opcional

042.3102.071	Amortiguador Softbreak para hojas de 30-55 kg	1 ó 2 Uds.

Art.	LV máx.:	Cant.
LMT6513F.400	**4000** mm	1 Ud.

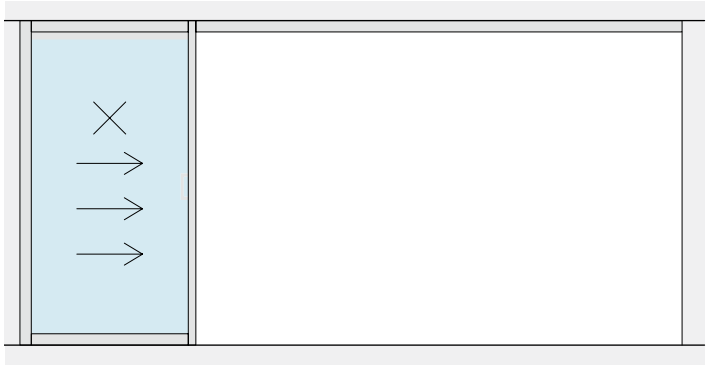

LF
LP

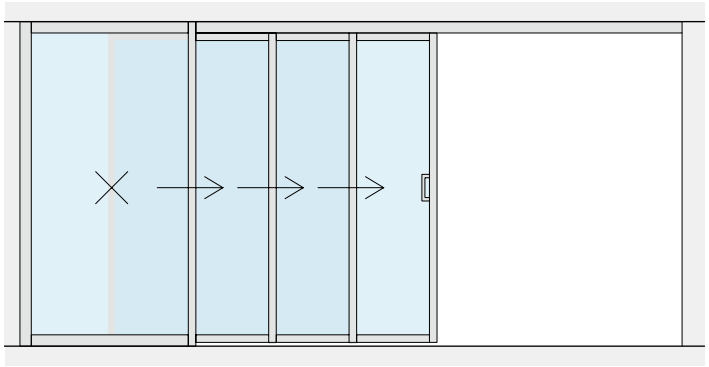

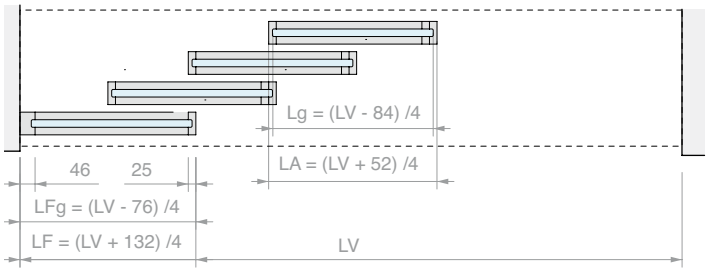
Lg = (LV - 84) /4
LA = (LV + 52) /4
46
25
LFg = (LV - 76) /4
LF = (LV + 132) /4
LV

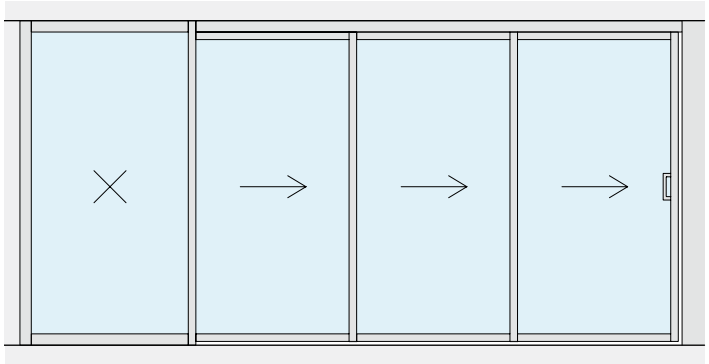

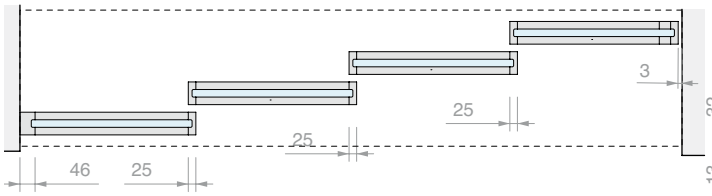
3
25
25
46
25


186
65
45
40
40
40
40
Hg = HV - 130
Hf = HV - 70
HV
7
7
7
32
13
±3
45
47
47
47
181

WHITE

KIT CORREDERA ENMARCADA FIJACIÓN A PARED
HOJA INDIVIDUAL

Material: Aluminio
Acabado: /6 /88 /97

SIN ORIFICIOS EN EL VIDRIO

MEDIDAS DEL VANO

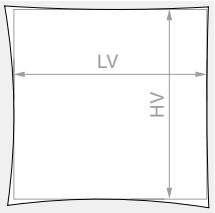

HV máx.: **3000** mm

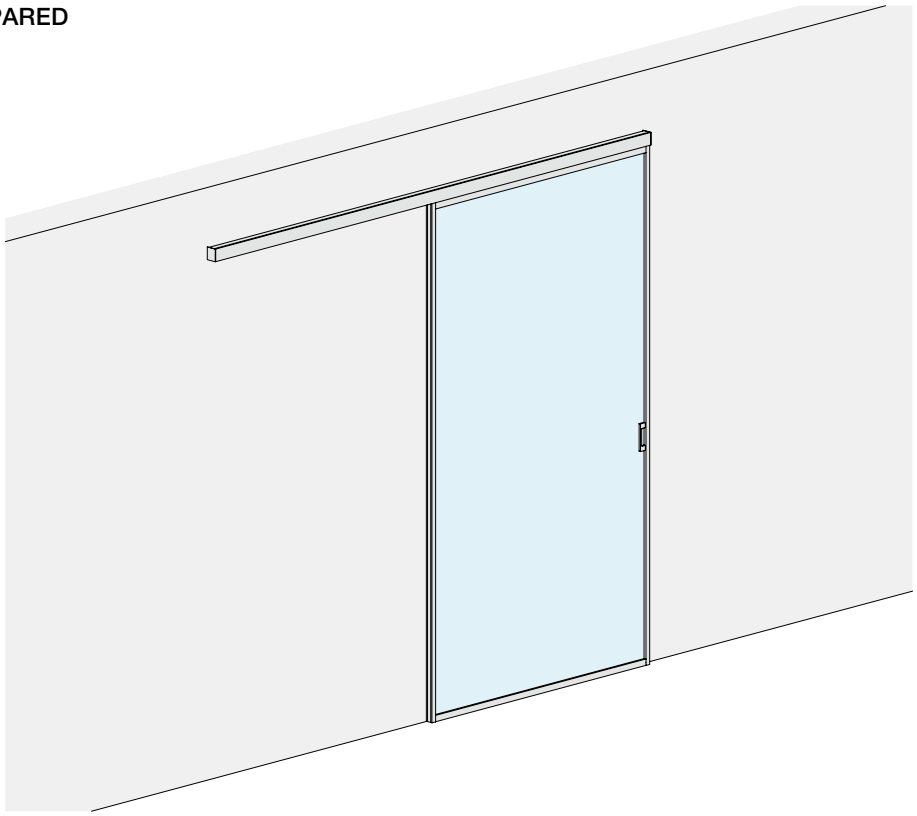

VIDRIO HOJA

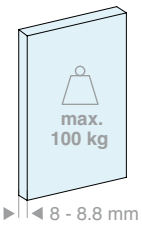

VIDRIO HOJA

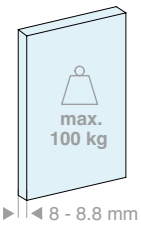

Kit formado por:

Art.	Descripción	Cant.
LMINT-PCOV30.100	Kit hoja corredera con cubierta	1 Ud.
LM04855.200	Riel fijación a pared	1 Ud.
LMCC065.200	Cubierta para riel cerrada	1 Ud.
LM64055TP33	Tapa de acabado	2 Uds.
057.3073.072	Stop con tope	2 Uds.
LMINT-GT915	Guía inferior	1 Ud.
HAND32140VHB	Manilla adhesiva	2 Uds.
Opcional		
042.3102.072	Amortiguador Softbreak 20-60 kg	1 Ud.
042.3102.071	Amortiguador Softbreak 61-100 kg	1 Ud.

Kit formado por:

Art.	Descripción	Cant.
LMINT-PCOV30.150	Kit hoja corredera con cubierta	1 Ud.
LM04855.300	Riel fijación a pared	1 Ud.
LMCC065.300	Cubierta para riel cerrada	1 Ud.
LM64055TP33	Tapa de acabado	2 Uds.
057.3073.072	Stop con tope	2 Uds.
LMINT-GT915	Guía inferior	1 Ud.
HAND32140VHB	Manilla adhesiva	2 Uds.
Opcional		
042.3102.072	Amortiguador Softbreak 20-60 kg	1 Ud.
042.3102.071	Amortiguador Softbreak 61-100 kg	1 Ud.

Art.	LV máx.:	Cant.
LMT6521.200	**950** mm	1 Ud.

Art.	LV máx.:	Cant.
LMT6521.300	**1450** mm	1 Ud.

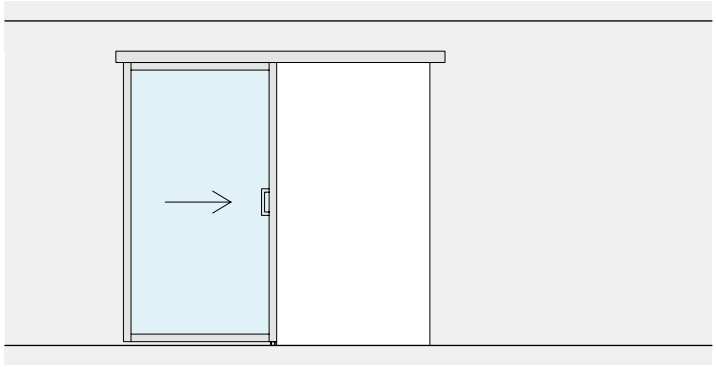

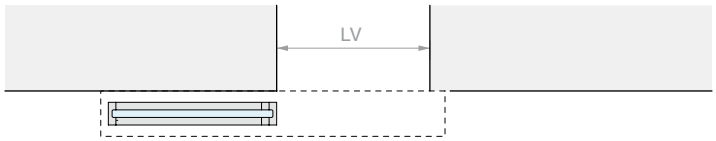
LV

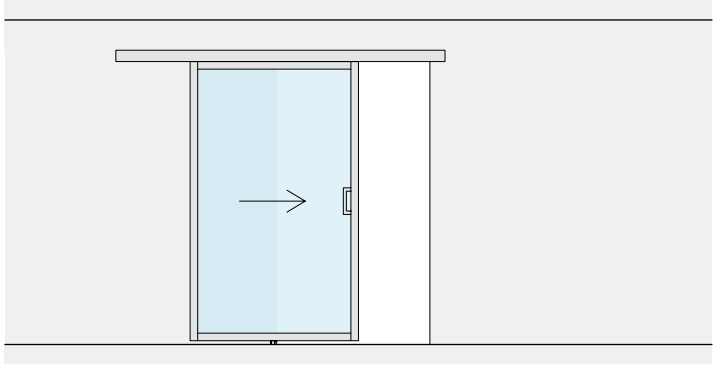

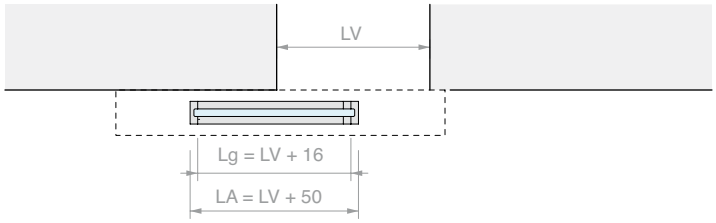
LV
Lg = LV + 16
LA = LV + 50

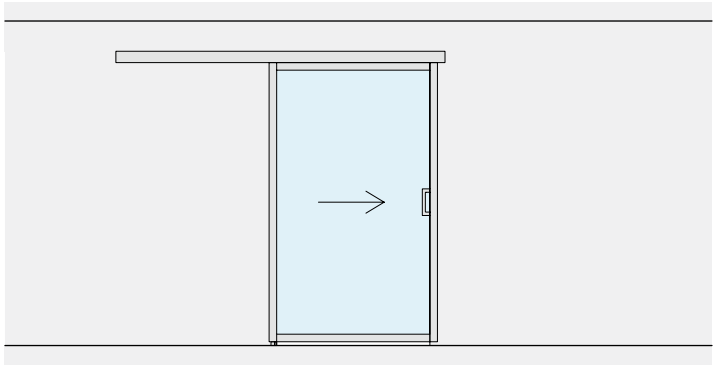

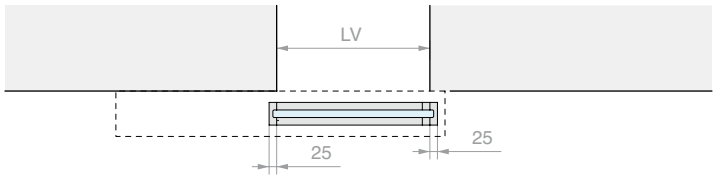
LV
25
25

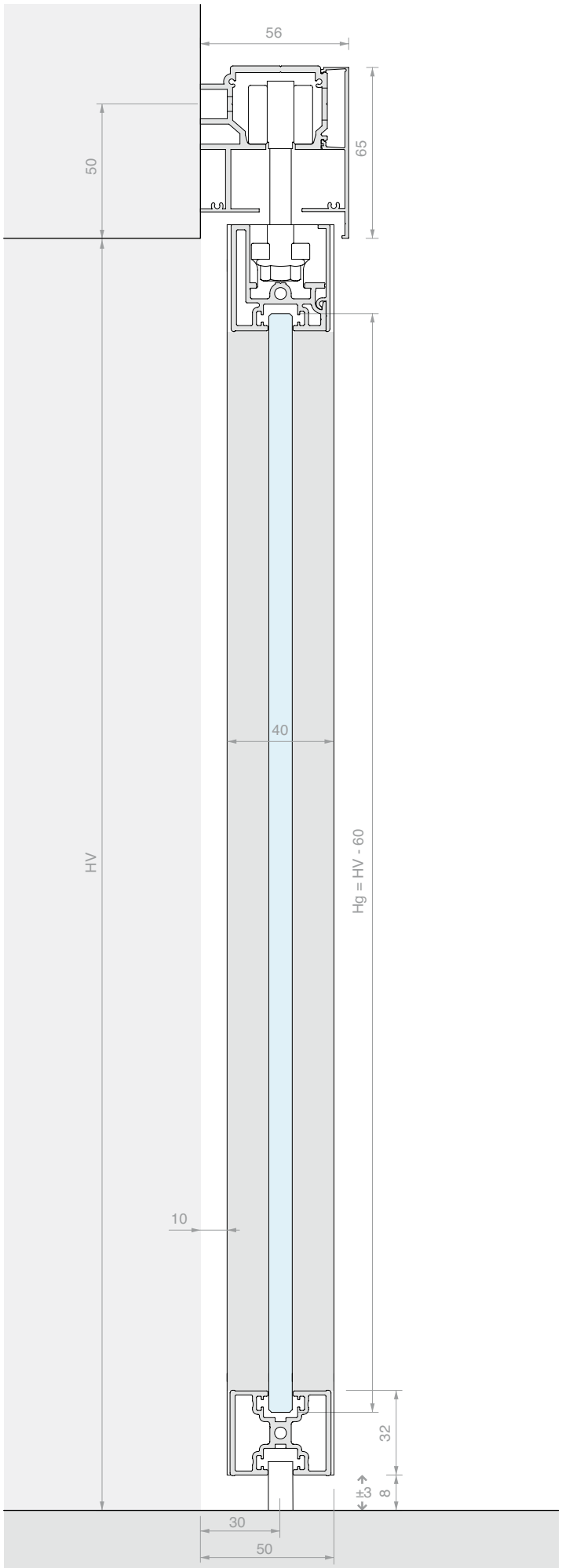
56
50
65
40
HV
Hg = HV - 60
10
32
±3
8
30
50

KIT CORREDERA ENMARCADA FIJACIÓN A PARED
DOBLE HOJA SINCRONIZADA

Material: Aluminio
Acabado: /6 /88 /97



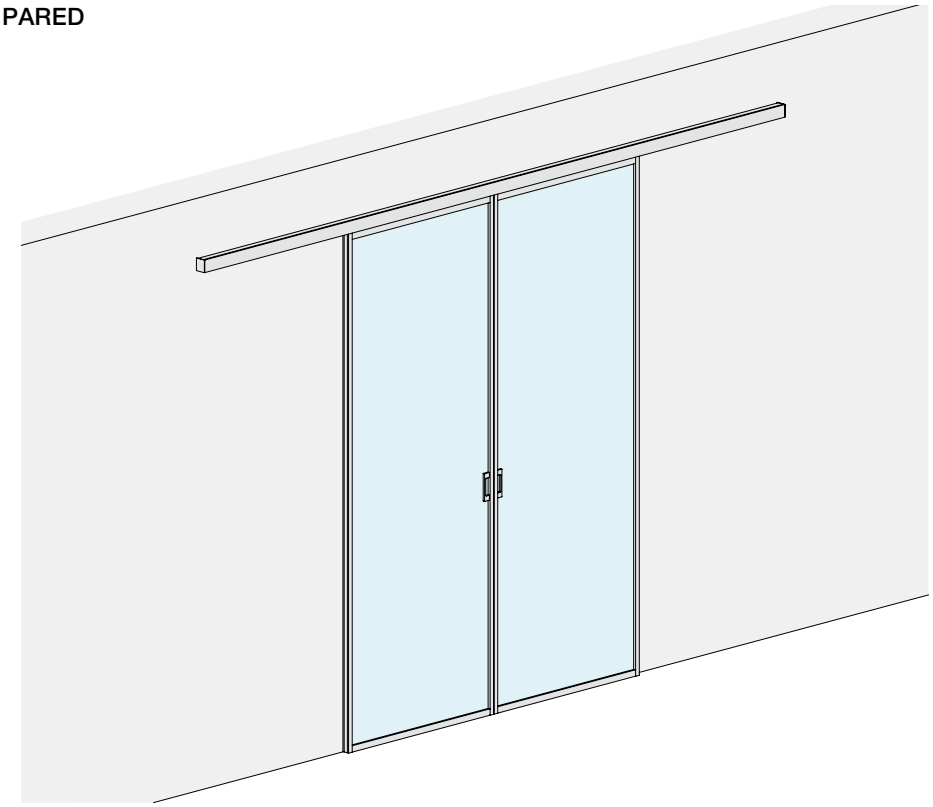

MEDIDAS DEL VANO

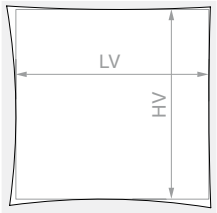

HV máx.: **3000** mm

VIDRIO HOJA

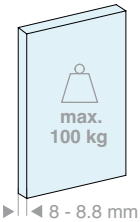

8 - 8.8 mm

Kit formado por:

Art.	Descripción	Cant.
LMINT-PGUA30.100	Kit hoja corredera con junta	2 Uds.
LM04855.400	Riel fijación a pared	1 Ud.
LMCA065.400	Cubierta para riel abierta	1 Ud.
LM64055TP33	Tapa de acabado	2 Uds.
057.3073.071	Stop sin tope	4 Uds.
LMSIN-2AC11	Kit sincronismo para 2 hojas en línea recta	1 Ud.
HAND32140VHB	Manilla adhesiva	4 Uds.

Opcional

042.3102.072	Amortiguador Softbreak 20-60 kg	1 Ud.
042.3102.071	Amortiguador Softbreak 61-100 kg	1 Ud.

Art.	LV máx.:	Cant.
LMT6521.400	**1970** mm	1 Ud.

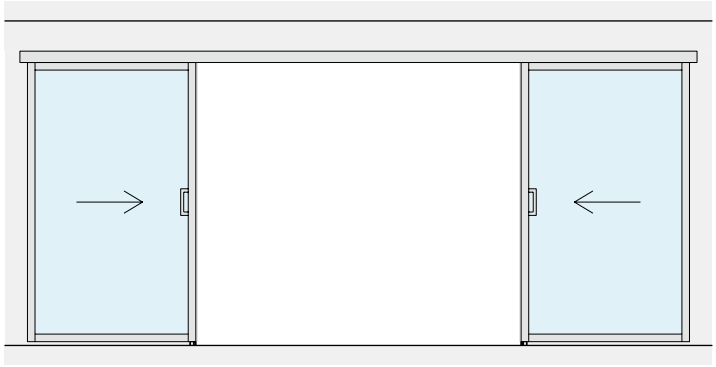

LV

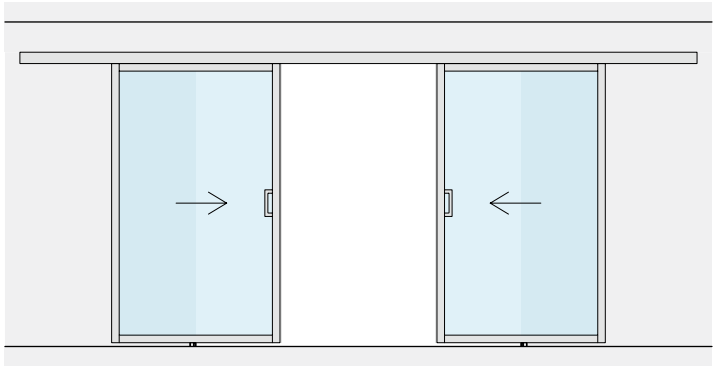

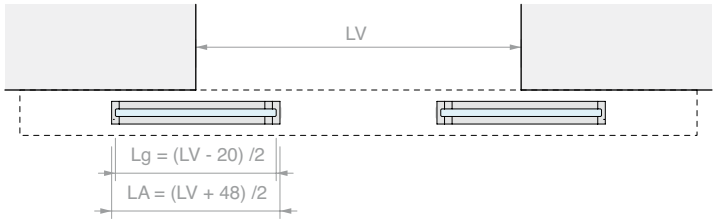
LV
Lg = (LV - 20) /2
LA = (LV + 48) /2

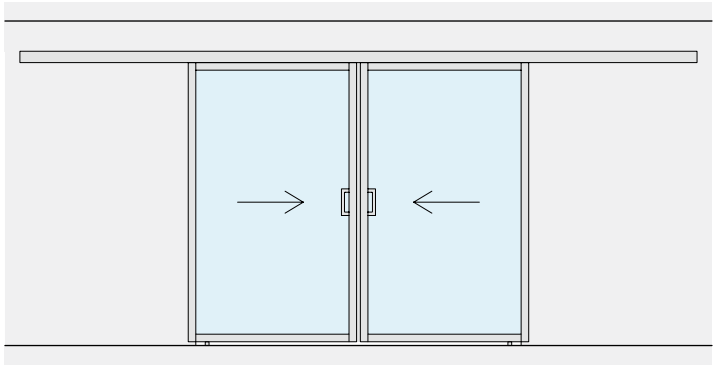

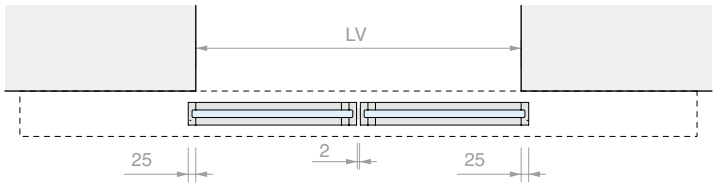
LV
25
2
25

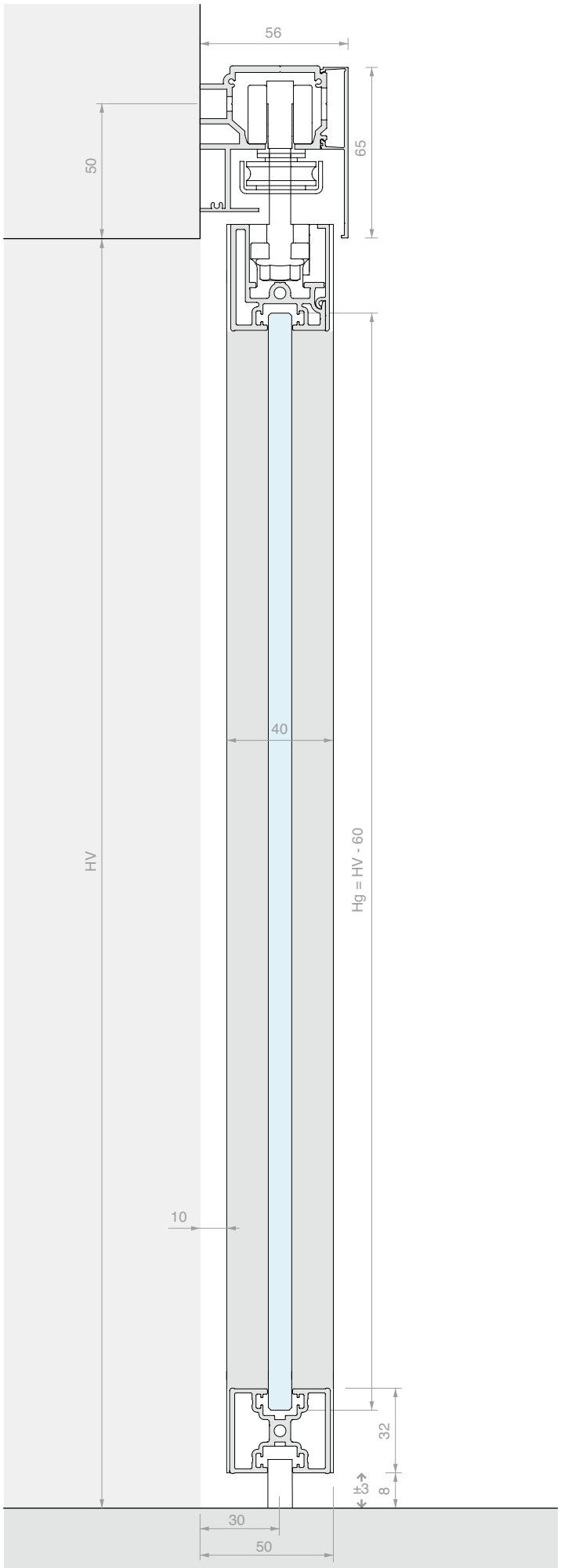
56
50
65
40
HV
Hg = HV - 60
10
32
±3
8
30
50

KIT HOJA CORREDERA ENMARCADA CON CUBIERTA O JUNTA LATERAL

Material: Aluminio

Acabado: /6 /88 /97

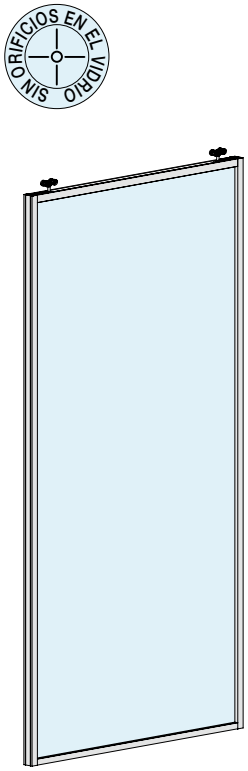

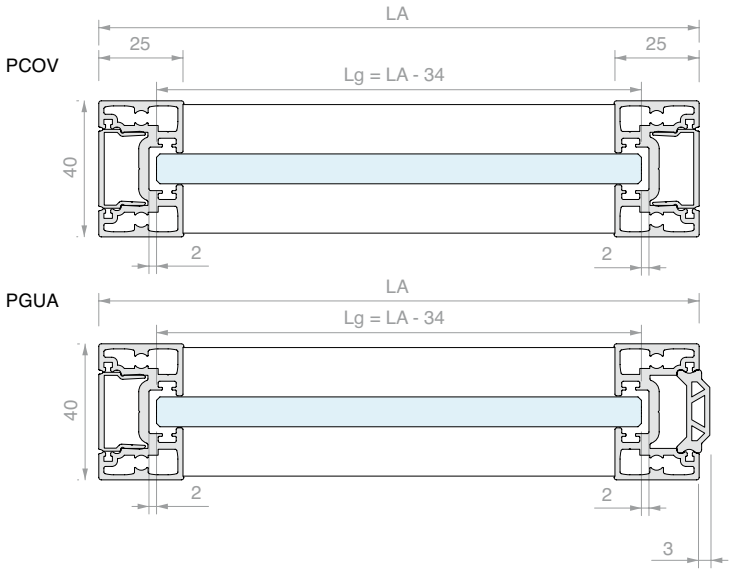

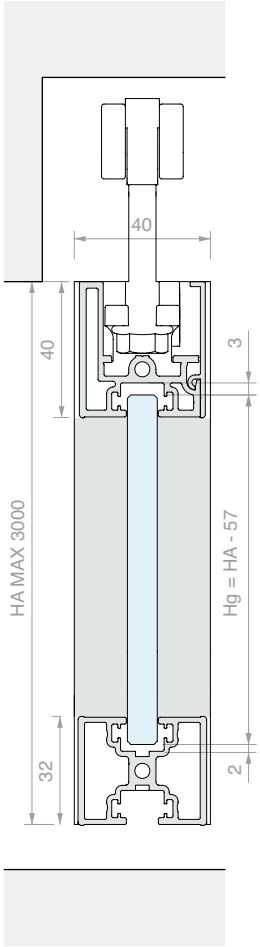

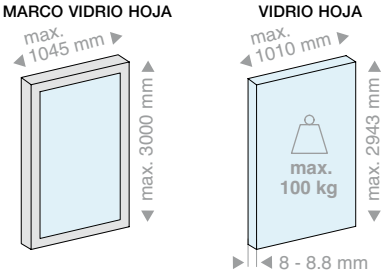

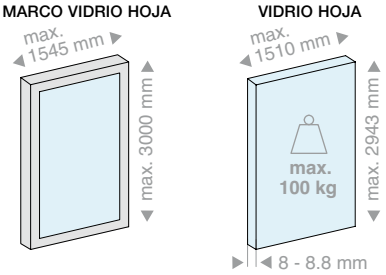

Kit formado por:

Art.	Descripción	Cant.
LM36040.100	Travesaño superior	1 Ud.
LM0040C.100	Cubierta para travesaño superior	1 Ud.
LM32040.100	Travesaño para hoja	1 Ud.
LM25040.300	Montante lateral	2 Uds.
LM0023C.300	Cubierta lateral	1 ó 2 Uds.
REGTERGUA	Junta de estanqueidad	3 Uds.
LMINT-AM11	Kit de instalación	1 Ud.
CARVIT8X50-A2	Carro con tornillo y tuerca	2 Uds.

Sólo en el kit PGUA con junta

GB01.30	Junta de tope	1 Ud.

Kit formado por:

Art.	Descripción	Cant.
LM36040.150	Travesaño superior	1 Ud.
LM0040C.150	Cubierta para travesaño superior	1 Ud.
LM32040.150	Travesaño para hoja	1 Ud.
LM25040.300	Montante lateral	2 Uds.
LM0023C.300	Cubierta lateral	1 ó 2 Uds.
REGTERGUA	Junta de estanqueidad	3 Uds.
LMINT-AM11	Kit de instalación	1 Ud.
CARVIT8X50-A2	Carro con tornillo y tuerca	2 Uds.

Sólo en el kit PGUA con junta

GB01.30	Junta de tope	1 Ud.

Art.	LA máx.:	Cant.
LMINT-PCOV30.100	**1045** mm	1 Ud.
LMINT-PGUA30.100	**1045** mm	1 Ud.

Art.	LA máx.:	Cant.
LMINT-PCOV30.150	**1545** mm	1 Ud.
LMINT-PGUA30.150	**1545** mm	1 Ud.

KIT VIDRIO FIJO ENMARCADO

Material: Aluminio
Acabado: /6 /88 /97

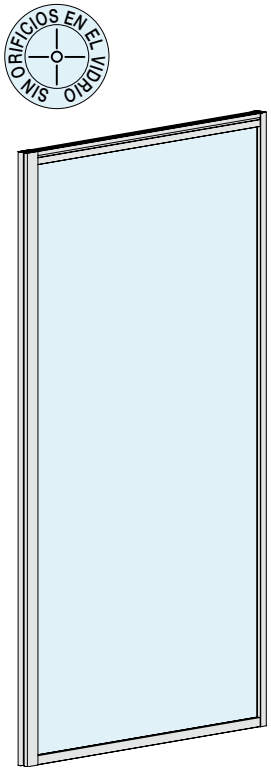

VFIX

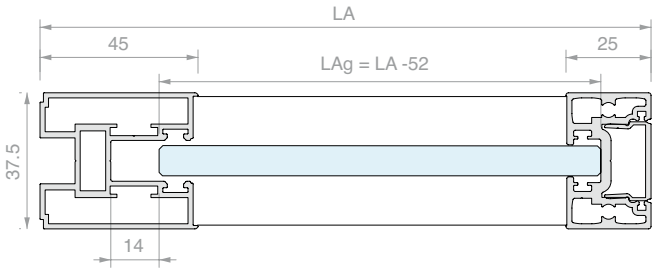

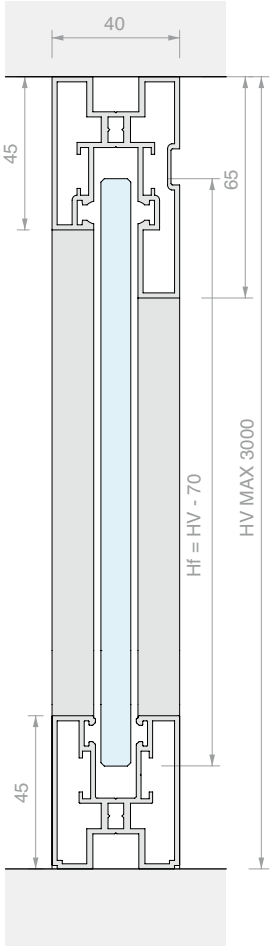

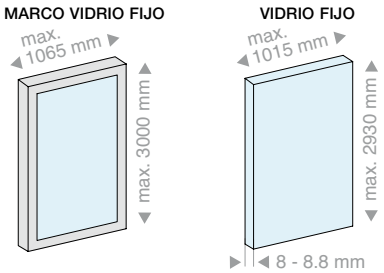

Kit formado por:

Art.	Descripción	Cant.
LM38065.100	Travesaño superior	1 Ud.
LM38045.100	Travesaño inferior	1 Ud.
LM40045.300	Montante vertical	1 Ud.
LM25040.300	Montante lateral	1 Ud.
LM0023C.300	Cubierta lateral	1 Ud.
REGTERGUA	Junta de estanqueidad	1 Ud.
GP77	Junta de estanqueidad	10 m
VIT7981-4.8X60-ZN	Tornillo de conexión	4 Uds.

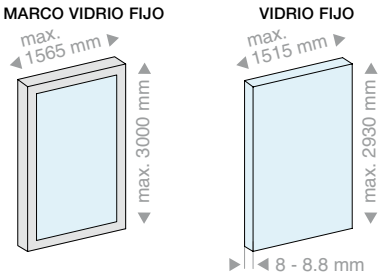

Kit formado por:

Art.	Descripción	Cant.
LM38065.150	Travesaño superior	1 Ud.
LM38045.150	Travesaño inferior	1 Ud.
LM40045.300	Montante vertical	1 Ud.
LM25040.300	Montante lateral	1 Ud.
LM0023C.300	Cubierta lateral	1 Ud.
REGTERGUA	Junta de estanqueidad	1 Ud.
GP77	Junta de estanqueidad	12 m
VIT7981-4.8X60-ZN	Tornillo de conexión	4 Uds.

Art.	L máx.	Cant.
LMINT-VFIX30.100	**1065** mm	1 Ud.

Art.	L máx.	Cant.
LMINT-VFIX30.150	**1565** mm	1 Ud.

RIEL INDIVIDUAL FIJACIÓN DE TECHO

Material: Aluminio

Acabado: /6 /88 /97

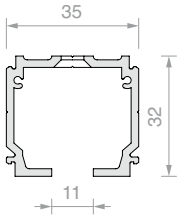

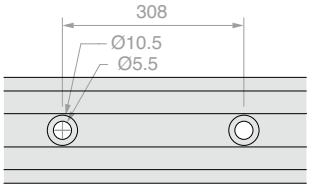

Art.	Longitud	Cant.
LM21.200	**1998** mm	1 Ud.
LM21.300	**2998** mm	1 Ud.
LM21.400	**3998** mm	1 Ud.
LM21.600	**6000** mm	1 Ud.

RIEL FIJACIÓN A PARED

Material: Aluminio

Acabado: /6 /88 /97

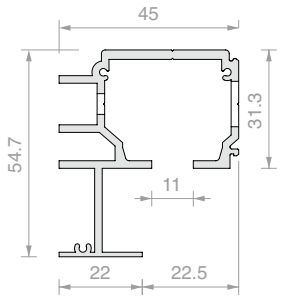

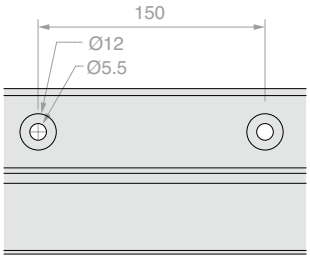

Art.	Longitud	Cant.
LM04855.200	**1998** mm	1 Ud.
LM04855.300	**2998** mm	1 Ud.
LM04855.400	**3998** mm	1 Ud.
LM04855.600	**6000** mm	1 Ud.

RIEL 2 VÍAS FIJACIÓN DE TECHO

Material: Aluminio

Acabado: /6

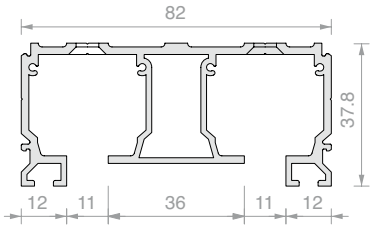

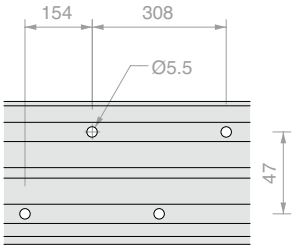

Art.	Longitud	Cant.
LM2V082.200	**1998** mm	1 Ud.
LM2V082.300	**2998** mm	1 Ud.
LM2V082.400	**3998** mm	1 Ud.
LM2V082.600	**6000** mm	1 Ud.

RIEL 3 VÍAS FIJACIÓN DE TECHO

Material: Aluminio

Acabado: /6

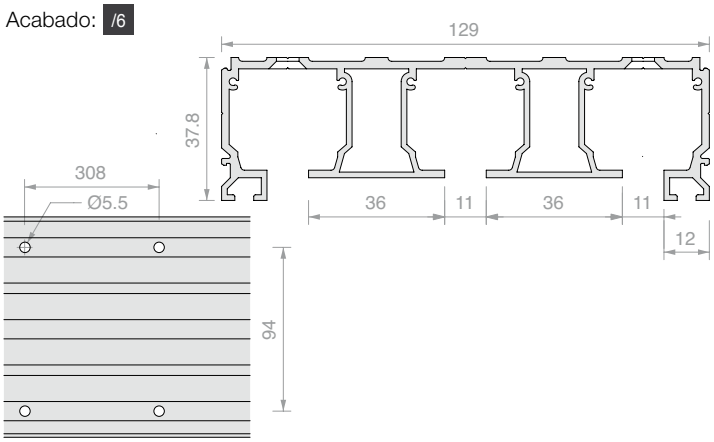

Art.	Longitud	Cant.
LM3V129.200	**1998** mm	1 Ud.
LM3V129.300	**2998** mm	1 Ud.
LM3V129.400	**3998** mm	1 Ud.
LM3V129.600	**6000** mm	1 Ud.

TRAVESAÑO SUPERIOR PARA VIDRIO FIJO

Material: Aluminio

Acabado: /6 /88 /97

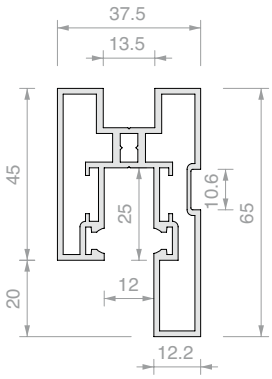

Art.	Longitud	Cant.
LM38065.100	**996** mm	1 Ud.
LM38065.150	**1498** mm	1 Ud.
LM38065.300	**3000** mm	1 Ud.

TRAVESAÑO INFERIOR PARA VIDRIO FIJO

Material: Aluminio

Acabado: /6 /88 /97

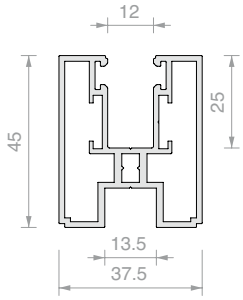

Art.	Longitud	Cant.
LM38045.100	**996** mm	1 Ud.
LM38045.150	**1498** mm	1 Ud.
LM38045.300	**3000** mm	1 Ud.

MONTANTE VERTICAL PARA VIDRIO FIJO

Material: Aluminio

Acabado: /6 /88 /97

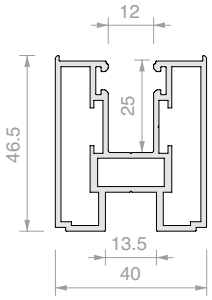

Art.	Longitud	Cant.
LM40045.300	**3000** mm	1 Ud.
LM40045.400	**4000** mm	1 Ud.

TRAVESAÑO SUPERIOR PARA HOJA

Material: Aluminio

Acabado: /6 /88 /97

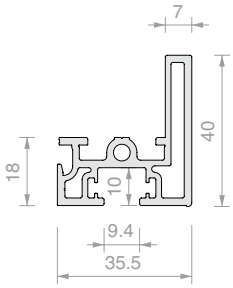

Art.	Longitud	Cant.
LM36040.100	**996** mm	1 Ud.
LM36040.150	**1498** mm	1 Ud.
LM36040.300	**3000** mm	1 Ud.

CUBIERTA PARA TRAVESAÑO SUPERIOR PARA HOJA

Material: Aluminio

Acabado: /6 /88 /97

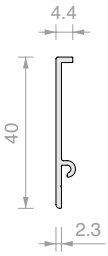

Art.	Longitud	Cant.
LM0040C.100	**996** mm	1 Ud.
LM0040C.150	**1498** mm	1 Ud.
LM0040C.300	**3000** mm	1 Ud.

TRAVESAÑO PARA HOJA

Material: Aluminio

Acabado: /6 /88 /97

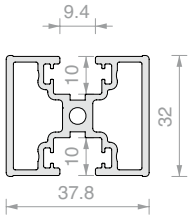

Art.	Longitud	Cant.
LM32040.100	**996** mm	1 Ud.
LM32040.150	**1498** mm	1 Ud.
LM32040.300	**3000** mm	1 Ud.

MONTANTE LATERAL PARA HOJA

Material: Aluminio

Con mecanizados

Acabado: /6 /88 /97

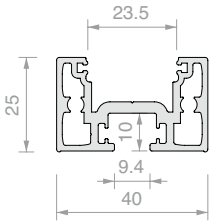

Art.	Longitud	Cant.
LM25040.300	**3000** mm	1 Ud.
LM25040.400	**4000** mm	1 Ud.

PERFIL MANILLA TODA ALTURA

Material: Aluminio

Acabado: /6 /88 /97

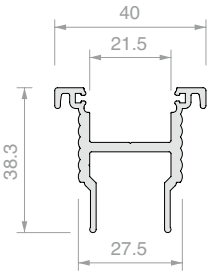

Art.	Longitud	Cant.
LMC0038.300	**3000** mm	1 Ud.
LMC0038.400	**4000** mm	1 Ud.

KIT DE FIJACIÓN PARA PERFIL MANILLA TODA ALTURA LMC0038

Art.	Cant.
LMINT-AM22	1 Ud.

CUBIERTA LATERAL PARA HOJA

Material: Aluminio

Acabado: /6 /88 /97

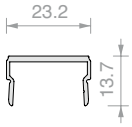

Art.	Longitud	Cant.
LM0023C.300	**3000** mm	1 Ud.
LM0023C.400	**4000** mm	1 Ud.

PERFIL EN «U»

Material: Aluminio

Acabado: /6 /88 /97

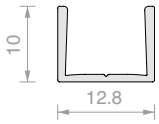

Art.	Longitud	Cant.
FOU1013.30	**3000** mm	1 Ud.

CUBIERTA PARA RIEL

Material: Aluminio

Acabado: /6 /88 /97



Art.	Longitud	Cant.
LM0055C.200	**1998** mm	1 Ud.
LM0055C.300	**2998** mm	1 Ud.
LM0055C.400	**3998** mm	1 Ud.
LM0055C.600	**6000** mm	1 Ud.

CUBIERTA PARA RIEL ABIERTA

Material: Aluminio

Acabado: /6 /88 /97

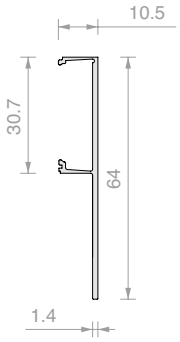

Art.	Longitud	Cant.
LMCA065.100	**996** mm	1 Ud.
LMCA065.150	**1496** mm	1 Ud.
LMCA065.200	**1998** mm	1 Ud.
LMCA065.300	**2998** mm	1 Ud.
LMCA065.400	**3998** mm	1 Ud.
LMCA065.600	**6000** mm	1 Ud.

CUBIERTA PARA RIEL CERRADA

Material: Aluminio

Acabado: /6 /88 /97

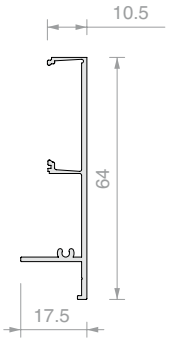

Art.	Longitud	Cant.
LMCC065.100	**996** mm	1 Ud.
LMCC065.150	**1496** mm	1 Ud.
LMCC065.200	**1998** mm	1 Ud.
LMCC065.300	**2998** mm	1 Ud.
LMCC065.400	**3998** mm	1 Ud.
LMCC065.600	**6000** mm	1 Ud.

TAPA DE ACABADO 2 TORNILLOS

Material: Aluminio

Acabado: /6 /88 /97

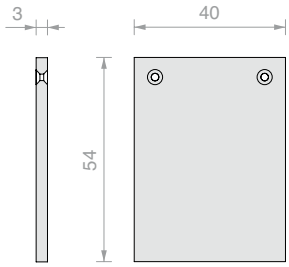

Art.	Cant.
LM54040TP32	1 Ud.

TAPA DE ACABADO 2 TORNILLOS

Material: Aluminio

Acabado: /6 /88 /97

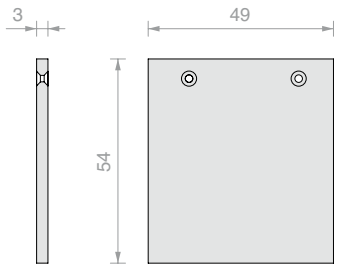

Art.	Cant.
LM54049TP32	1 Ud.

TAPA DE ACABADO 3 TORNILLOS

Material: Aluminio

Acabado: /6 /88 /97

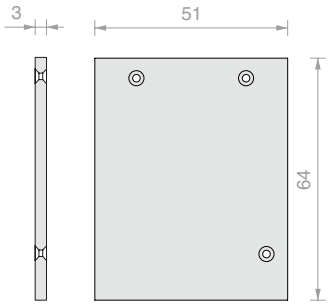

Art.	Cant.
LM64051TP33	1 Ud.

TAPA DE ACABADO 3 TORNILLOS

Material: Aluminio

Acabado: /6 /88 /97

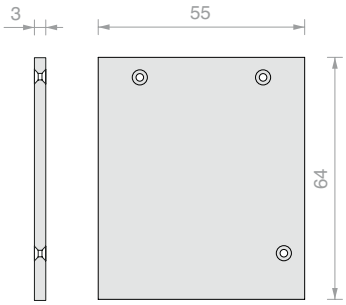

Art.	Cant.
LM64055TP33	1 Ud.

TAPA DE ACABADO 2 TORNILLOS

Material: Aluminio

Acabado: /6 /88 /97

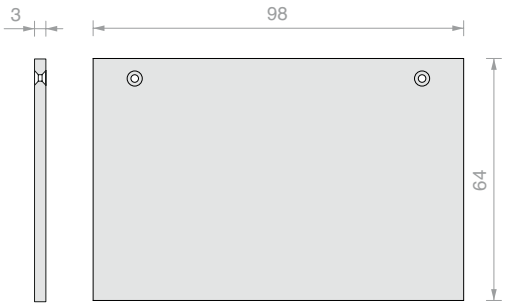

Art.	Cant.
LM64098TP33	1 Ud.

TAPA DE ACABADO 2 TORNILLOS

Material: Aluminio

Acabado: /6 /88 /97



Art.	Cant.
LM64145TP33	1 Ud.

JUNTA DE TOPE

Material: TPE

Acabado: /6

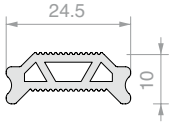

Art.	Longitud	Cant.
GB01.30	**3000** mm	1 Ud.

JUNTA DE LABIO DE ESTANQUEIDAD

Material: TPE

Color: Transparente

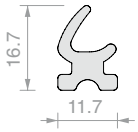

Art.	Longitud	Cant.
REGTERGUA	**3000** mm	1 Ud.

JUNTA DE GLOBO DE ESTANQUEIDAD

Material: TPE

Acabado: /6

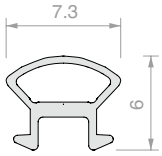

Art.	Cant.
GP77	1 m

KIT DE INSTALACIÓN HOJA INDIVIDUAL LMINT.ME.222

Art.	Cant.
LMINT-AM11	1 Ud.

TORNILLO DE CONEXIÓN PARA TRAVESAÑOS Y MONTANTES

Material: acero cincado

Art.	Medidas	Cant.
VIT7981-4.8X38-ZN	**4.8** x **38** mm	1 Ud.
VIT7981-4.8X60-ZN	**4.8** x **60** mm	1 Ud.

CARRO CON TORNILLO Y TUERCA

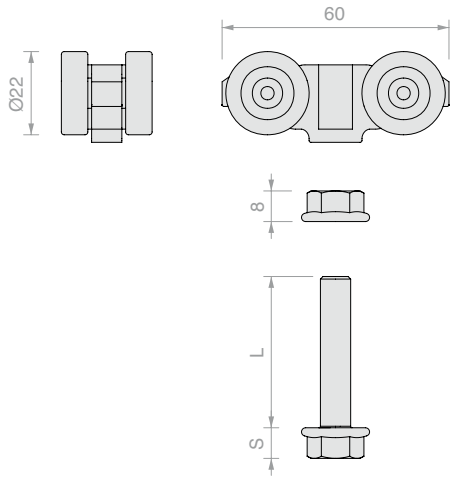

Art.	L	S	Para pinzas	Cant.
CARVIT8X50-A2	**50** mm	**8** mm	CERPOS514	1 Ud.
CARVIT8X40-A2	**40** mm	**8** mm	CERPOS514	1 Ud.
057.3114.071	**32** mm	**5** mm	CERPOS170	1 Ud.

STOP CON TOPE

Material: ABS

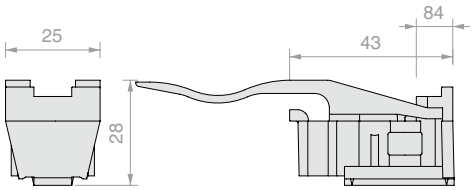

Art.	Cant.
057.3073.072	1 Ud.

STOP SIN TOPE

Material: ABS

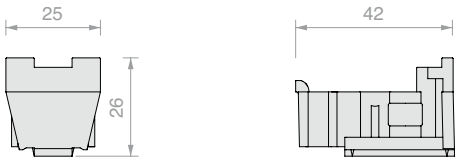

Art.	Cant.
057.3073.071	1 Ud.

AMORTIGUADOR SOFTBREAK

Material: ABS, zamak y acero

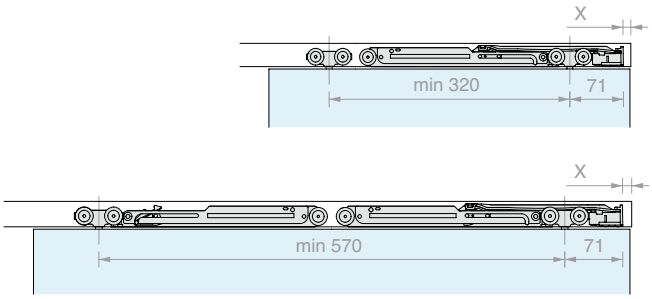

Art.	Capacidad de carga	Cant.
042.3102.072	De **20** a **60** kg	1 Ud.
042.3102.071	De **61** a **100** kg	1 Ud.

TAPARANURA

Material: ABS

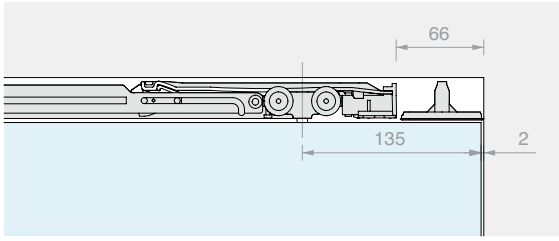

Art.	Cant.
042.3114.071	1 Ud.

MECANIZADO PARA RANURA EN PERFIL

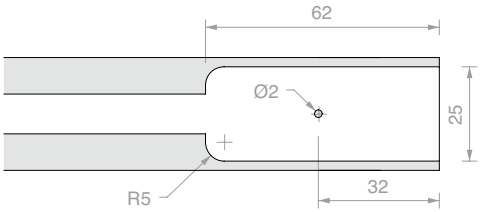

Art.	Cant.
LMTAS	1 Ud.

KIT SINCRONISMO PARA 2 HOJAS EN LÍNEA CON GUÍAS EN SUELO

Art.	Cant.
LMSIN-2AC11	1 Ud.

KIT SINCRONISMO PARA 2 HOJAS ARRASTRADAS CON GUÍA EN SUELO

Art.	Cant.
LMSIN-2AT21	1 Ud.

KIT SINCRONISMO PARA 3 HOJAS ARRASTRADAS CON GUÍA EN SUELO

Art.	Cant.
LMSIN-3AT31	1 Ud.

GUÍA EN SUELO

Material: POM, ABS y acero

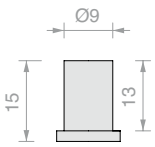

Art.	Cant.
LMINT-GT915	1 Ud.

MANILLA

Material: Aluminio

Acabado: /88 /97 /R2

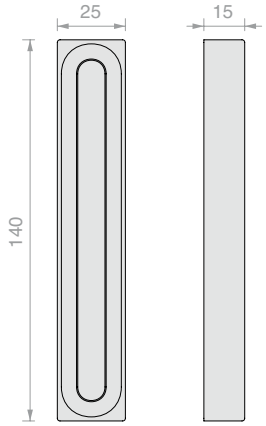

Art.	Cant.
MFM14025	1 Ud.

MANILLA EN «C»

Material: Aluminio

Acabado: /88 /97 /R2

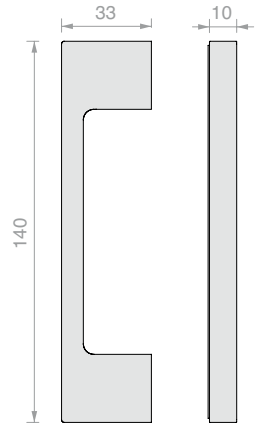

Art.	Cant.
HAND32140VHB	1 Ud.

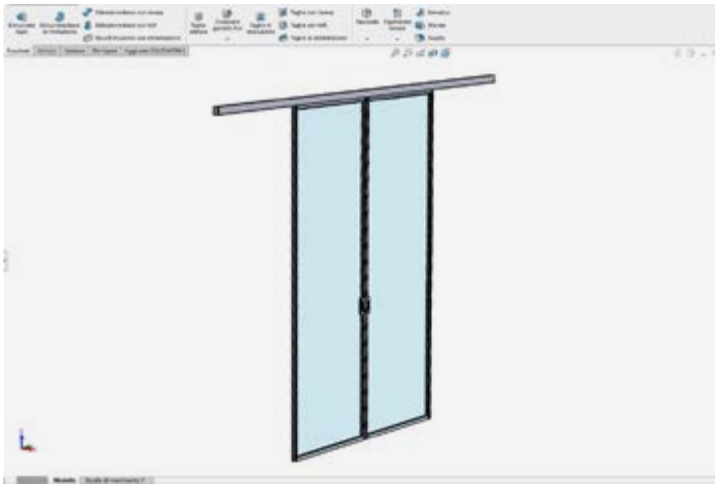

CÁLCULO Y CORTE A MEDIDA SISTEMA COMPLETO ENMARCADO

Art.	Cant.
LMTCUT	1 Ud.

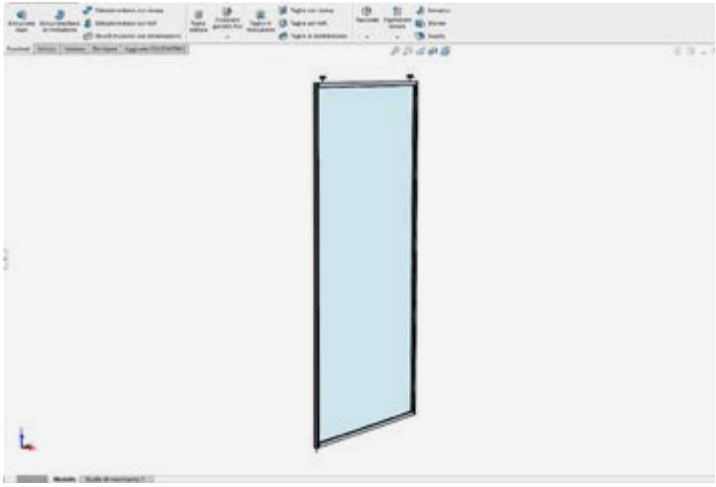

CÁLCULO Y CORTE A MEDIDA HOJA INDIVIDUAL ENMARCADA

Art.	Cant.
LMTCUTDR	1 Ud.

LM PORTA PRO

Design

Esencial, evolucionado, sorprendente
LM PORTA PRO es un sistema deslizante que combina **diseño limpio, versatilidad proyectual y alto rendimiento técnico**.
Sus líneas cuadradas, proporciones armoniosas y perfiles optimizados se integran perfectamente en cualquier entorno, dando vida a una solución elegante y contemporáneo.

El corazón del sistema son un **perfil compacto de 62 x 64 mm** y una **nueva abrazadera íntegramente en aluminio**, diseñados para garantizar fiabilidad y durabilidad. ¿El resultado? **Rendimiento probado hasta 45.000 ciclos de apertura y cierre**, para uso intensivo y siempre fluido.

La identidad de LM PORTA sigue siendo claramente reconocible:
Fijación a pared o techo
Configuraciones con o sin vidrio fijo
Un solo amortiguador por puerta que garantiza un movimiento suave y silencioso, tanto en la apertura como en el cierre.

LM PORTA PRO
El sistema completo, diseñado para durar.

/6
Negro opaco

/88
Aluminio símil-inox satinado

/97
Aluminio opaco

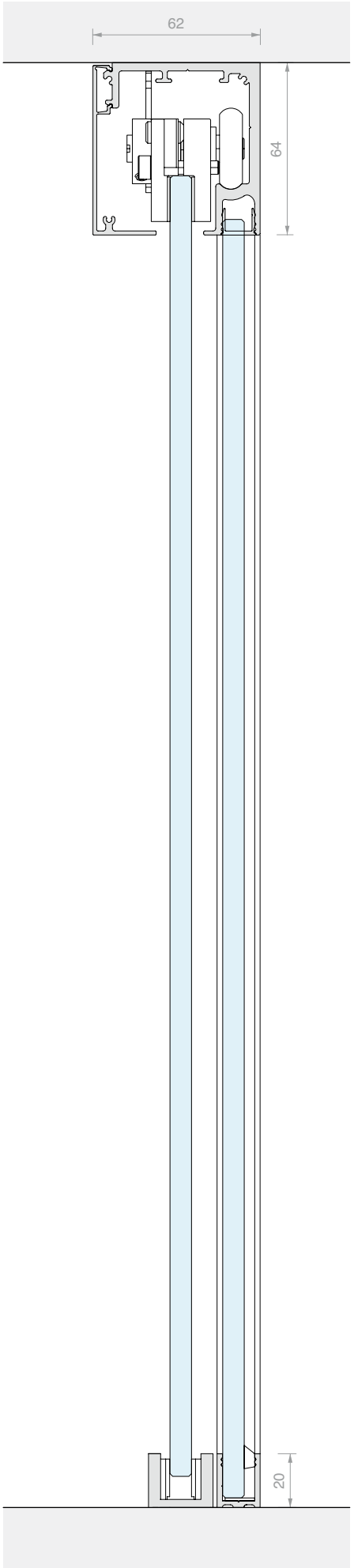

Probado según UNI EN 1527

- Puertas de 100 kg más de **45.000 ciclos**
- Slam test **GRADO 3** (grado máximo)
- Carga horizontal **GRADO 3** (grado máximo)
- Pasa la prueba de sobrecarga de más de **200 kg**.

LM PORTA PRO

Características técnicas



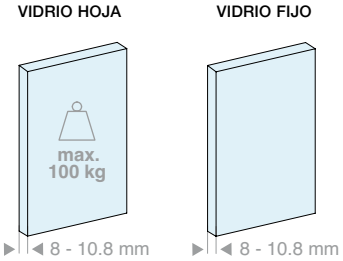

2 tipos de instalación

Techo

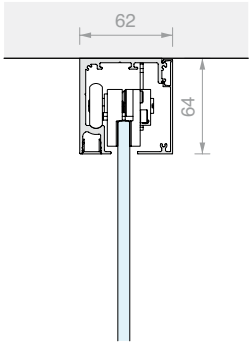

vía

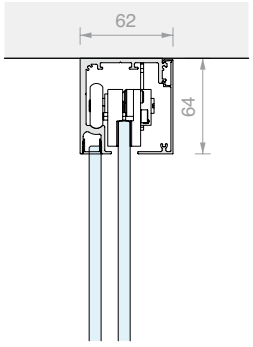

1 vía + fijo

Pared

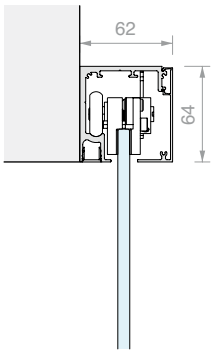

vía

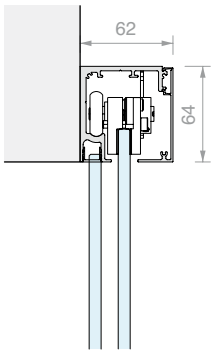

1 vía + fijo

cubierta h = 63mm

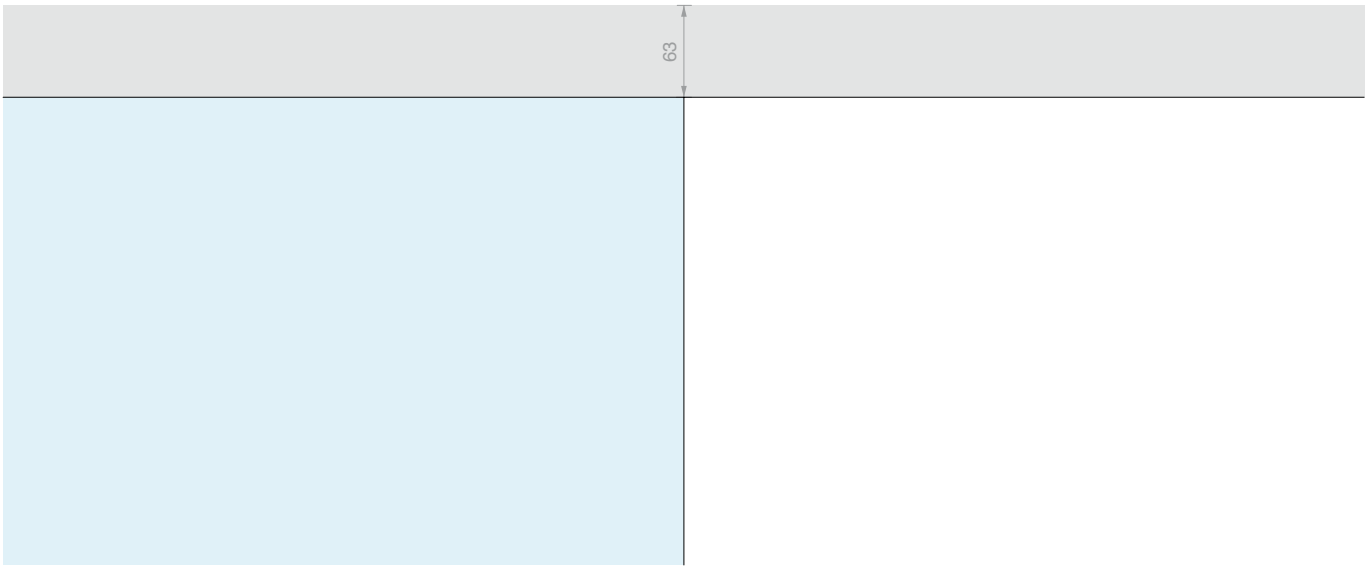

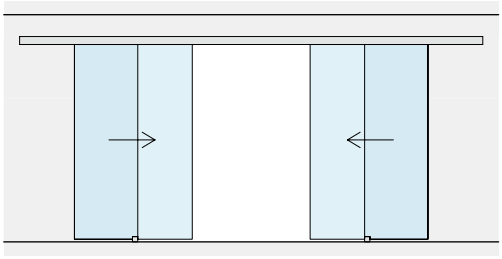

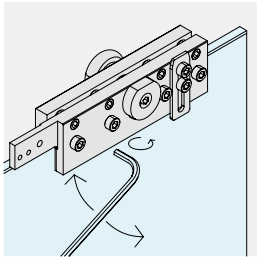

REGULACIÓN DE LA HOJA

Se puede ajustar la altura de cada carro individual para registrar la posición de la hoja en ±3 mm.

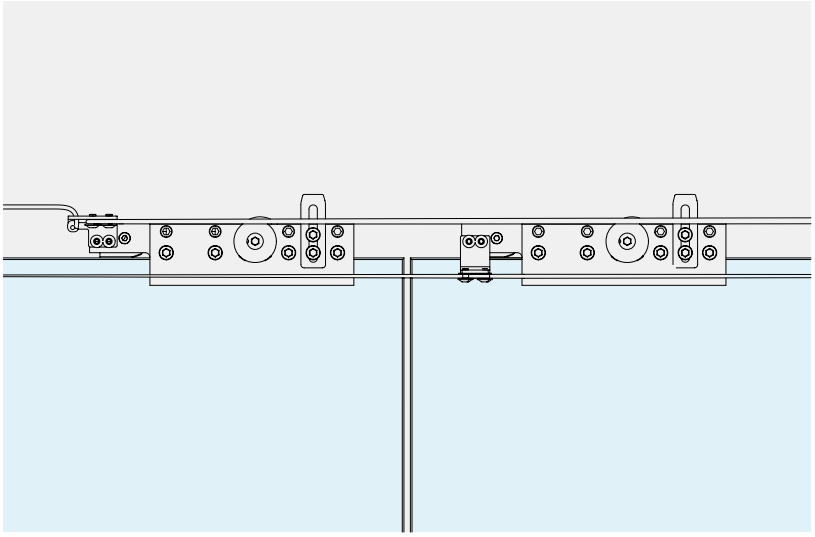

SINCRONISMO

Hay accesorios disponibles para la sincronización simultánea de 2 hojas móviles.

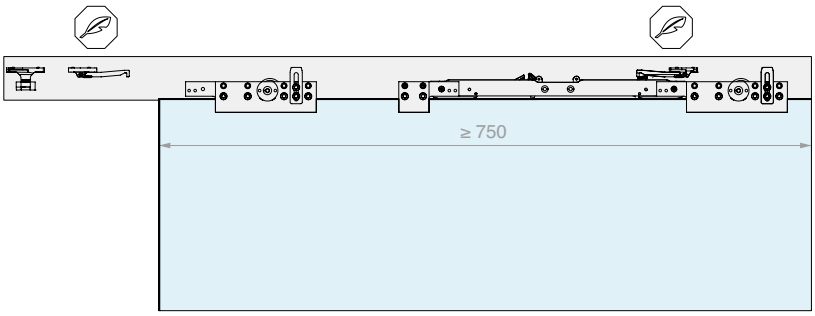

SOFT CLOSE

El uso de un solo amortiguador permite una apertura y un cierre controlados y suaves.

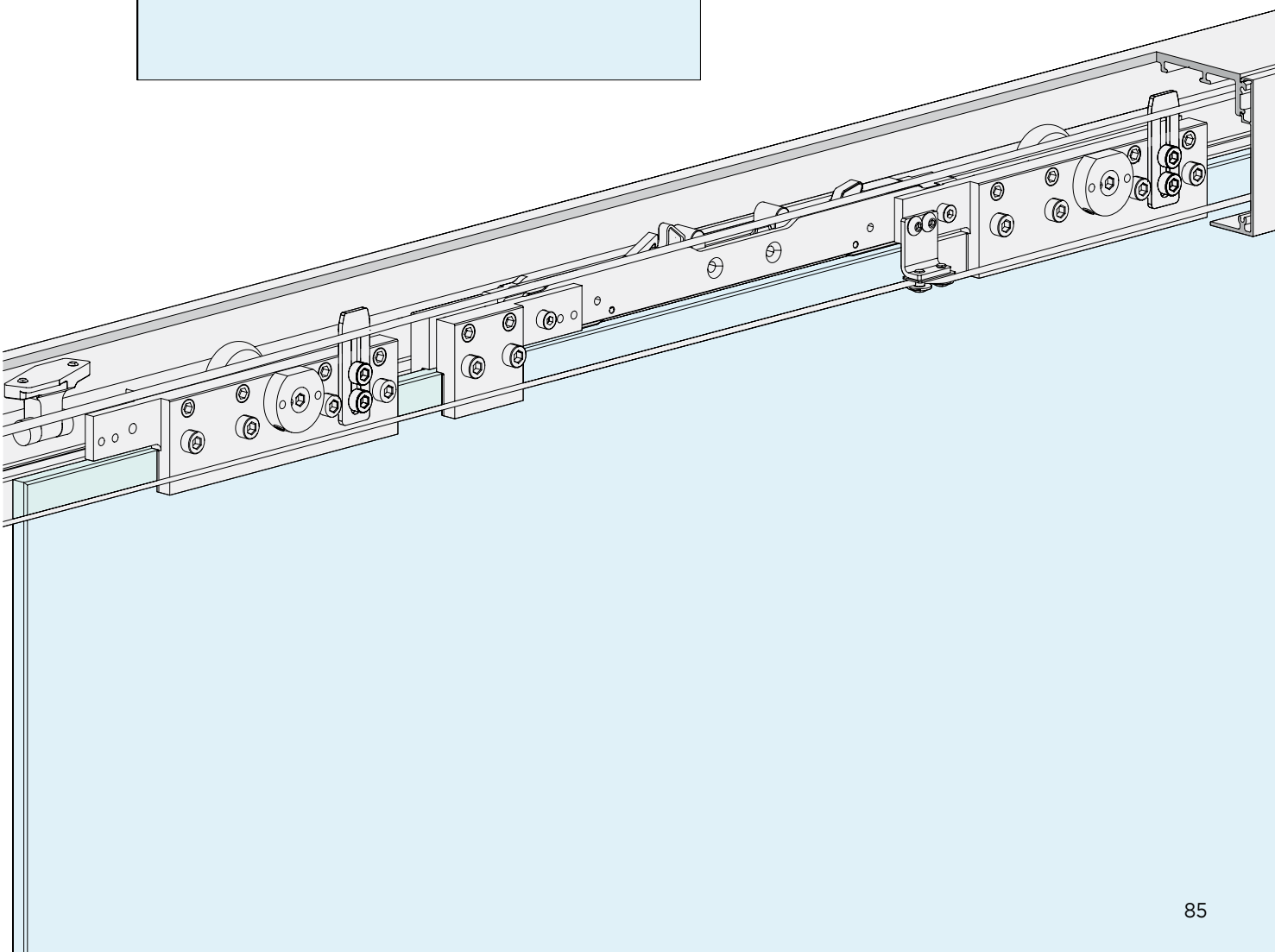

LM PORTA PRO

Kit

INSTALACIÓN DE TECHO

HOJAS MÓVILES

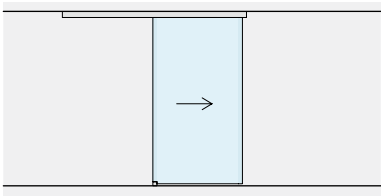

Pág. 90

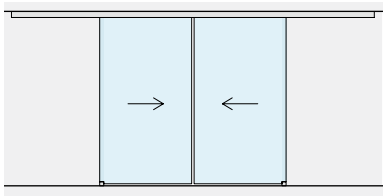

Pág. 94

HOJAS MÓVILES
CON VIDRIOS FIJOS

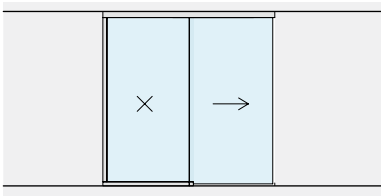

Pág. 98

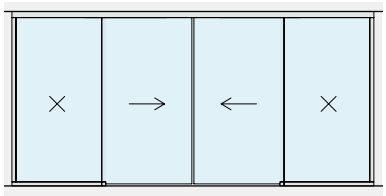

Pág. 102

INSTALACIÓN A PARED

HOJAS MÓVILES

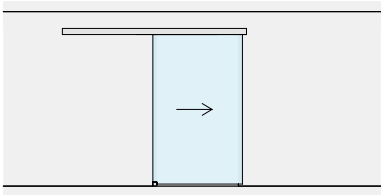

Pág. 106

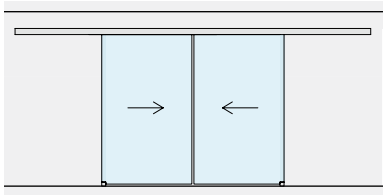

Pág. 110

HOJAS MÓVILES
CON VIDRIOS FIJOS

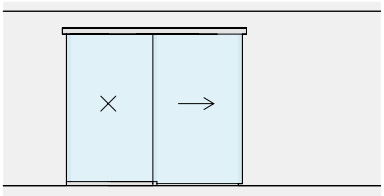

Pág. 114

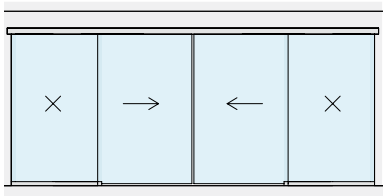

Pág. 118

KIT CORREDERA FIJACIÓN DE TECHO HOJA SIMPLE

Material: Aluminio
Acabado: /6 /88 /97

SIN ORIFICIOS EN EL VIDRIO

MEDIDAS DEL VANO

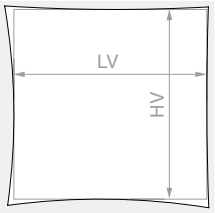

HV máx.: **3000** mm

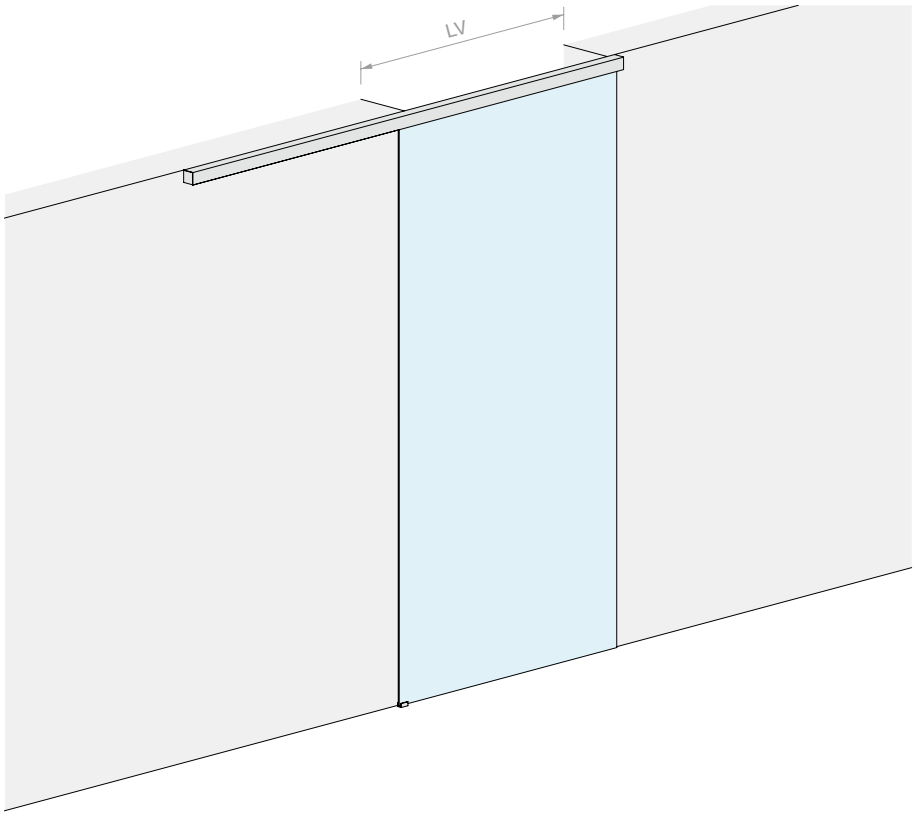

VIDRIO HOJA

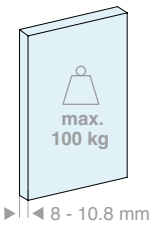

VIDRIO HOJA

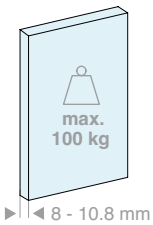

Kit formado por:

Art.	Descripción	Cant.
LM5864S.200	Riel fijación de techo	1 Ud.
LM0064CP.200	Cubierta para riel	1 Ud.
LMC13.200	Perfil de acabado	1 Ud.
LM63061TP33	Tapa de acabado	2 Uds.
CERPOS162	Pinza	2 Uds.
LMPS-STP55	Stop sin tope	2 Uds.
LMGF	Guía inferior	1 Ud.
Opcional		
LMDMP070ZKIT	Kit amortiguador de doble acción 40-70 kg	1 Ud.
LMDMP100ZKIT	Kit amortiguador de doble acción 70-100 kg	1 Ud.

Kit formado por:

Art.	Descripción	Cant.
LM5864S.300	Riel fijación de techo	1 Ud.
LM0064CP.300	Cubierta para riel	1 Ud.
LMC13.300	Perfil de acabado	1 Ud.
LM63061TP33	Tapa de acabado	2 Uds.
CERPOS162	Pinza	2 Uds.
LMPS-STP55	Stop sin tope	2 Uds.
LMGF	Guía inferior	1 Ud.
Opcional		
LMDMP070ZKIT	Kit amortiguador de doble acción 40-70 kg	1 Ud.
LMDMP100ZKIT	Kit amortiguador de doble acción 70-100 kg	1 Ud.

Art.	LV máx.:	Cant.
LMP6511P.200	**920** mm	1 Ud.

Art.	LV máx.:	Cant.
LMP6511P.300	**1420** mm	1 Ud.

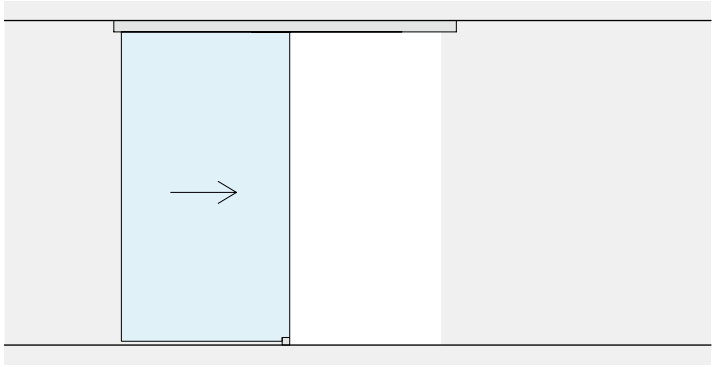

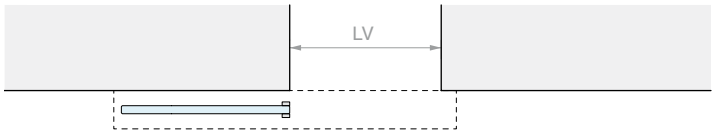
LV

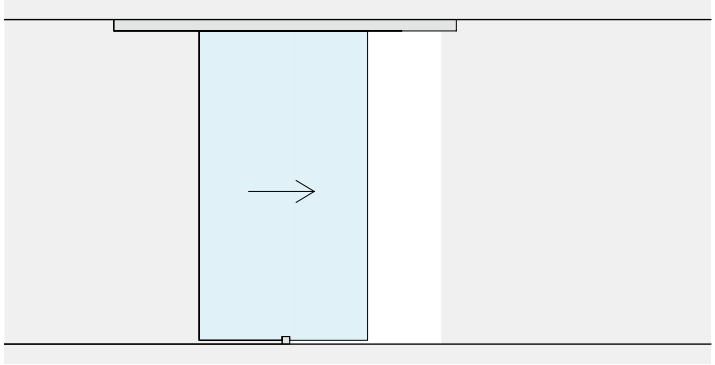

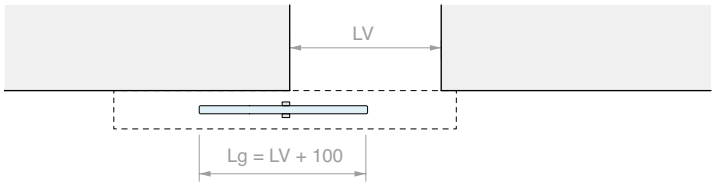
LV
Lg = LV + 100

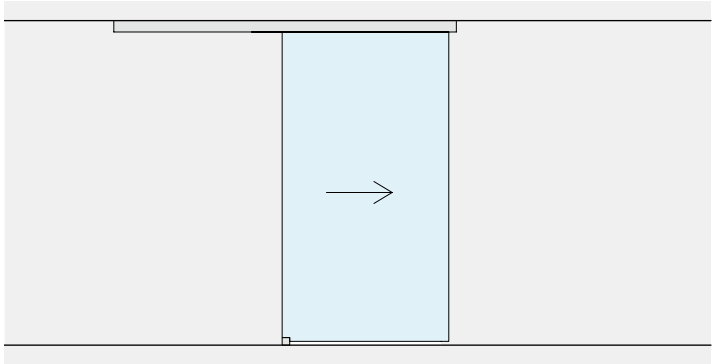

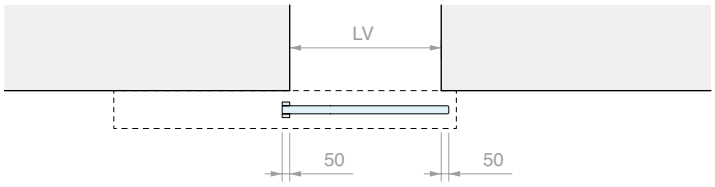
LV
50
50

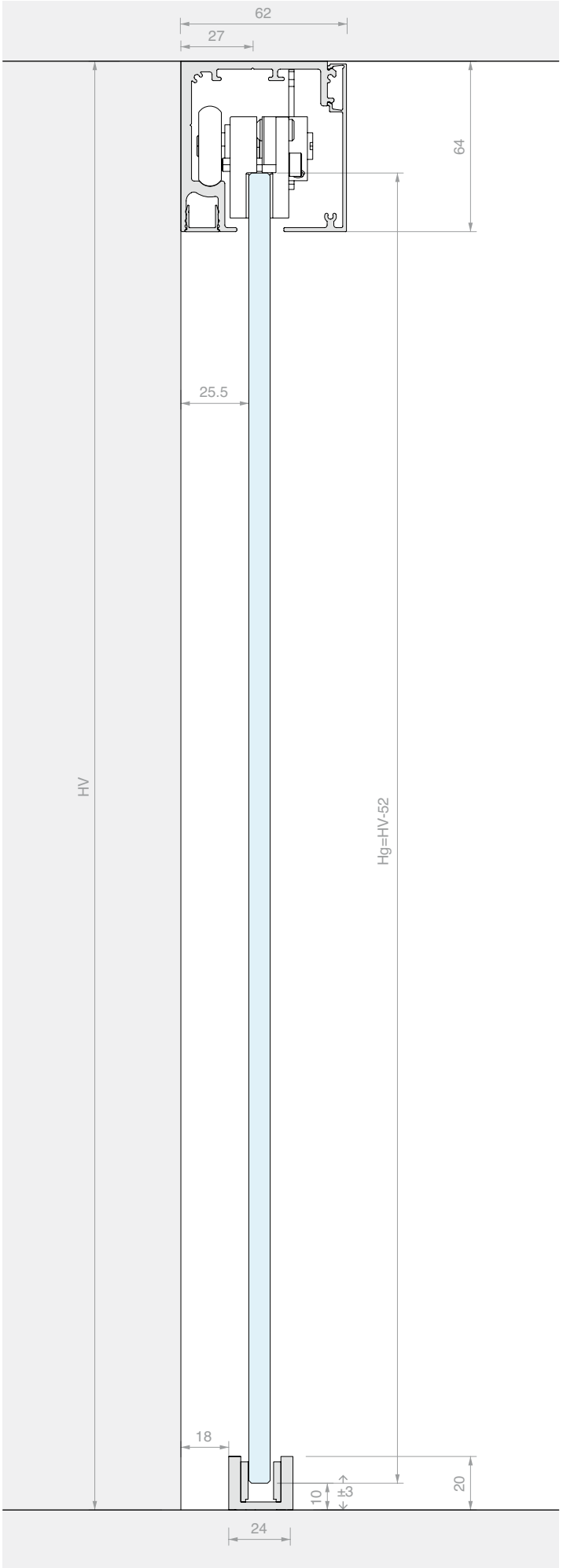
62
27
64
25.5
HV
Hg=HV-52
18
10
±3
20
24

KIT CORREDERA FIJACIÓN DE TECHO DOBLE HOJA SINCRONIZADA

Material: Aluminio
Acabado: /6 /88 /97



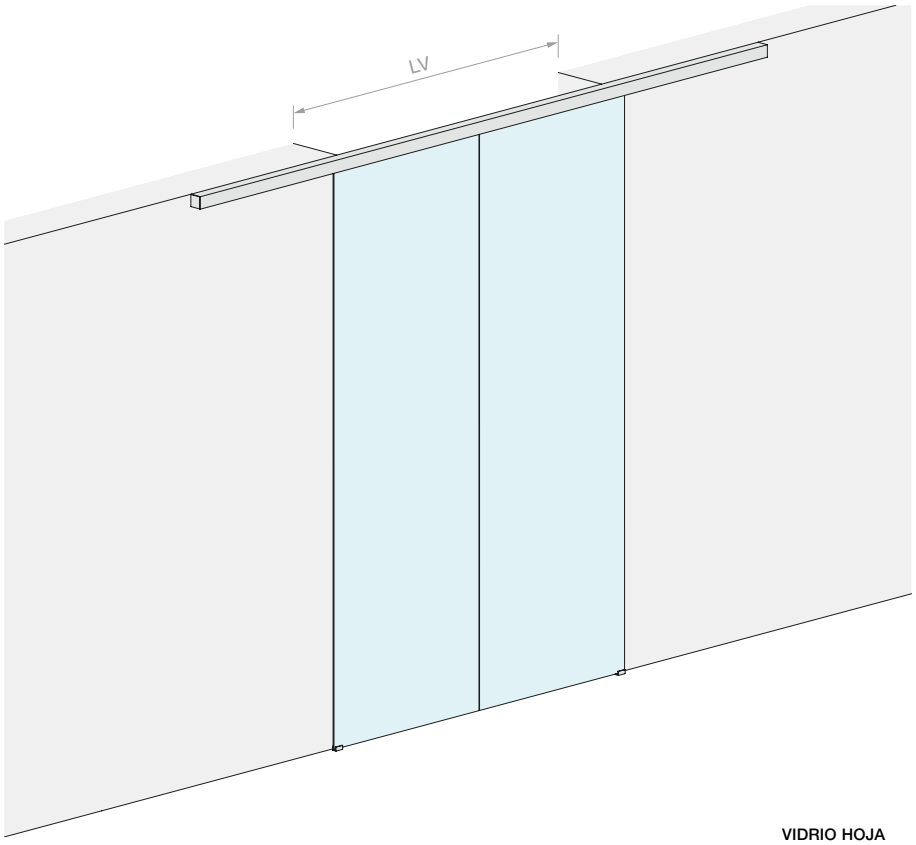

MEDIDAS DEL VANO

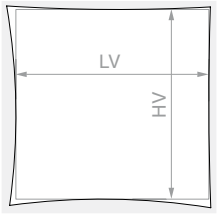

HV máx.: **3000** mm

VIDRIO HOJA

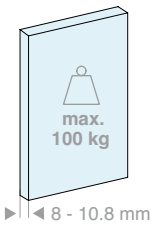

Kit formado por:

Art.	Descripción	Cant.
LM5864S.400	Riel fijación de techo	1 Ud.
LM0064CP.400	Cubierta para riel	1 Ud.
LMC13.200	Perfil de acabado	2 Uds.
LM63061TP33	Tapa de acabado	2 Uds.
CERPOS162	Pinza	4 Uds.
LMPS-STP55	Stop sin tope	4 Uds.
LMGF	Guía inferior	2 Uds.
LMSIN-AC55	Kit de sincronismo	1 Ud.

Opcional

LMDMP100ZKIT	Kit amortiguador de doble acción 35-50 kg	1 Ud.

Art.	LV máx.:	Cant.
LMP6511CP.400	**1940** mm	1 Ud.



LV

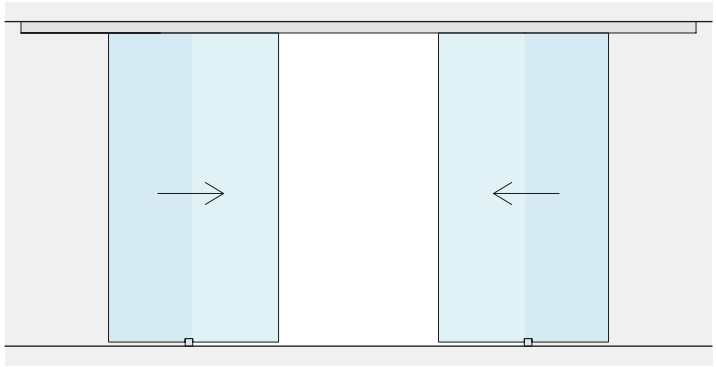

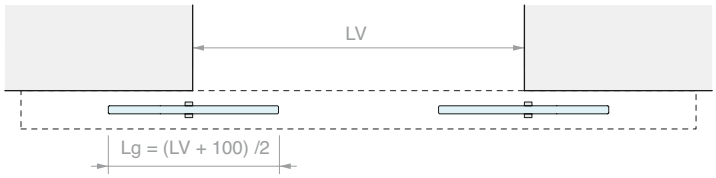
LV
Lg = (LV + 100) /2

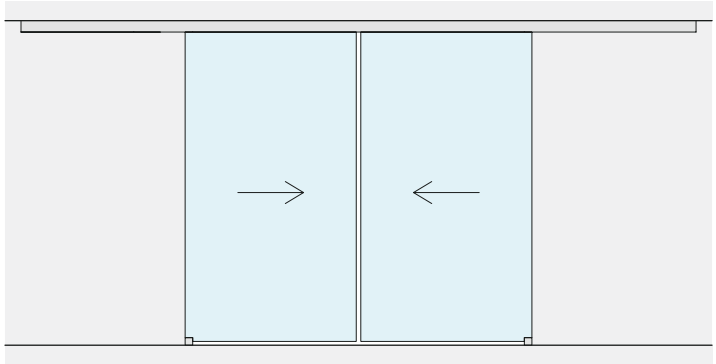

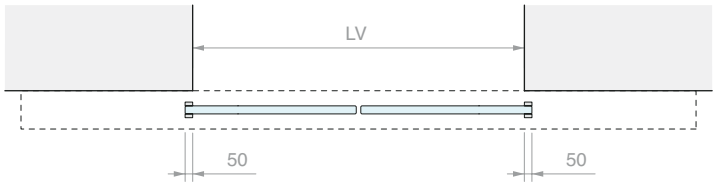
LV
50
50

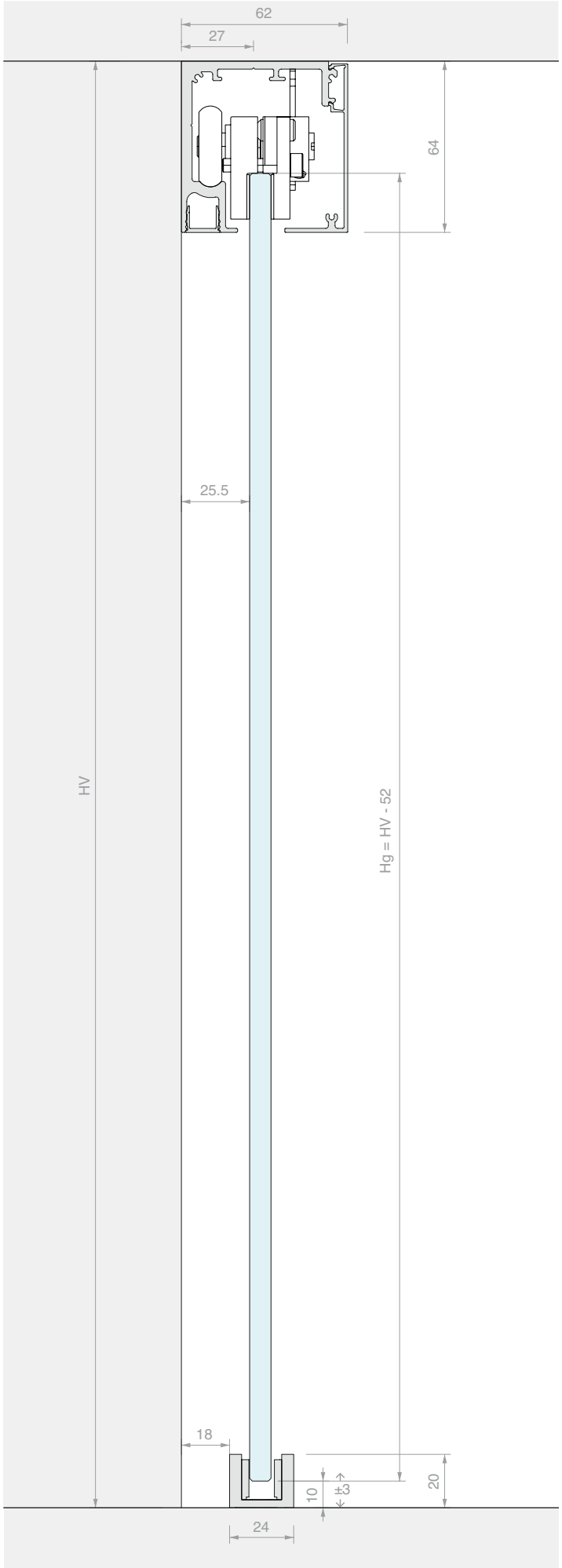
62
27
64
25.5
HV
Hg = HV - 52
18
10
±3
20
24

KIT CORREDERA FIJACIÓN DE TECHO HOJA INDIVIDUAL Y VIDRIO FIJO

Material: Aluminio
Acabado: /6 /88 /97

SIN ORIFICIOS EN EL VIDRIO

MEDIDAS DEL VANO

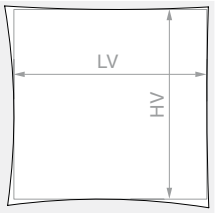

HV máx.: **3000** mm

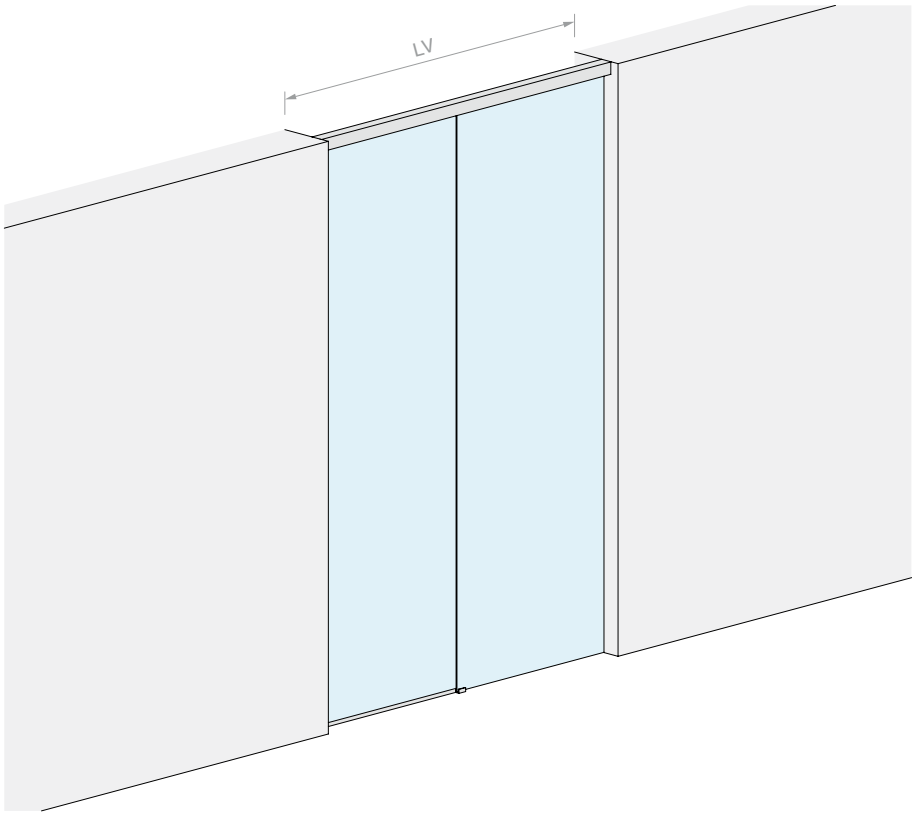

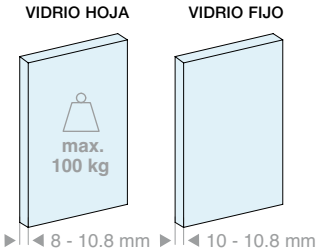

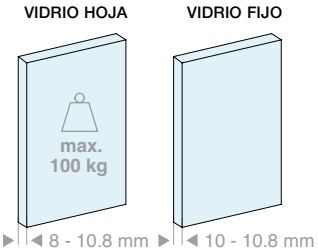

Kit formado por:

Art.	Descripción	Cant.
LM5864S.200	Riel fijación de techo	1 Ud.
LM0064CP.200	Cubierta para riel	1 Ud.
LMC13.100	Perfil de acabado	1 Ud.
LMU20.300	Perfil en «U»	1 Ud.
LMU20.150	Perfil en «U»	1 Ud.
LMU20TP	Tapa de acabado	1 Ud.
CERPOS162	Pinza	2 Uds.
LMPS-STP55	Stop sin tope	2 Uds.
GTUP2	Junta junquillo	5 m
LMGF	Guía inferior	1 Ud.

Opcional

LMDMP070ZKIT	Kit amortiguador de doble acción 40-70 kg	1 Ud.
LMDMP100ZKIT	Kit amortiguador de doble acción 70-100 kg	1 Ud.

Kit formado por:

Art.	Descripción	Cant.
LM5864S.300	Riel fijación de techo	1 Ud.
LM0064CP.300	Cubierta para riel	1 Ud.
LMC13.200	Perfil de acabado	1 Ud.
LMU20.300	Perfil en «U»	2 Uds.
LMU20TP	Tapa de acabado	1 Ud.
CERPOS162	Pinza	2 Uds.
LMPS-STP55	Stop sin tope	2 Uds.
GTUP2	Junta junquillo	5 m
LMGF	Guía inferior	1 Ud.

Opcional

LMDMP070ZKIT	Kit amortiguador de doble acción 40-70 kg	1 Ud.
LMDMP100ZKIT	Kit amortiguador de doble acción 70-100 kg	1 Ud.

Art.	LV máx.:	Cant.
LMP6511FP.200	**2000** mm	1 Ud.

Art.	LV máx.:	Cant.
LMP6511FP.300	**3000** mm	1 Ud.

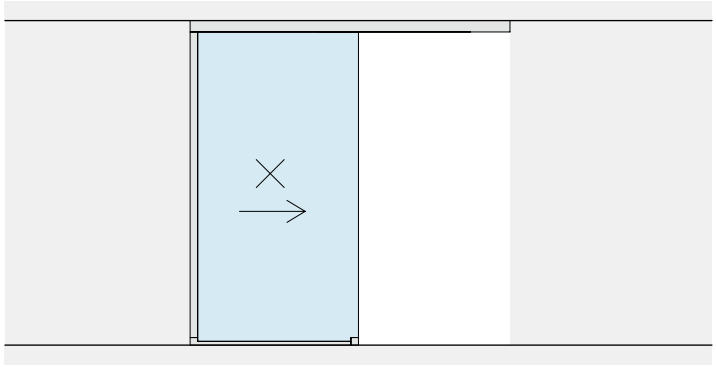

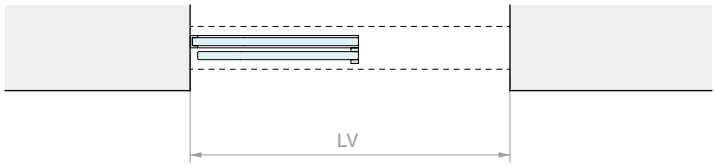
LV

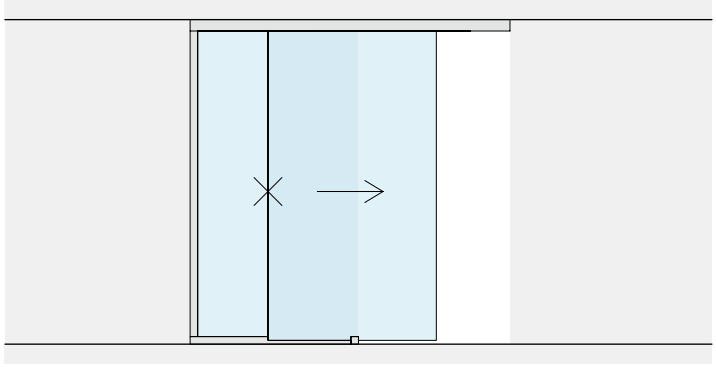

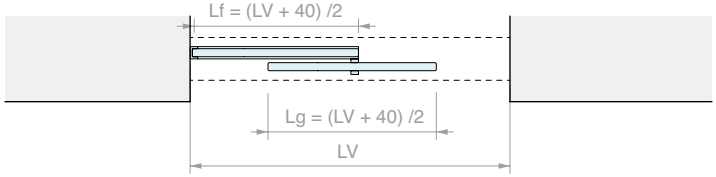
Lf = (LV + 40) /2
Lg = (LV + 40) /2
LV

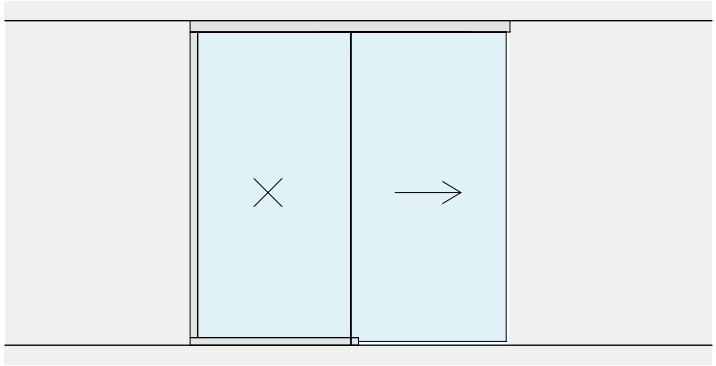

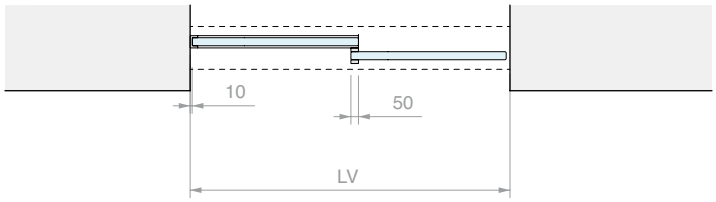
10
50
LV

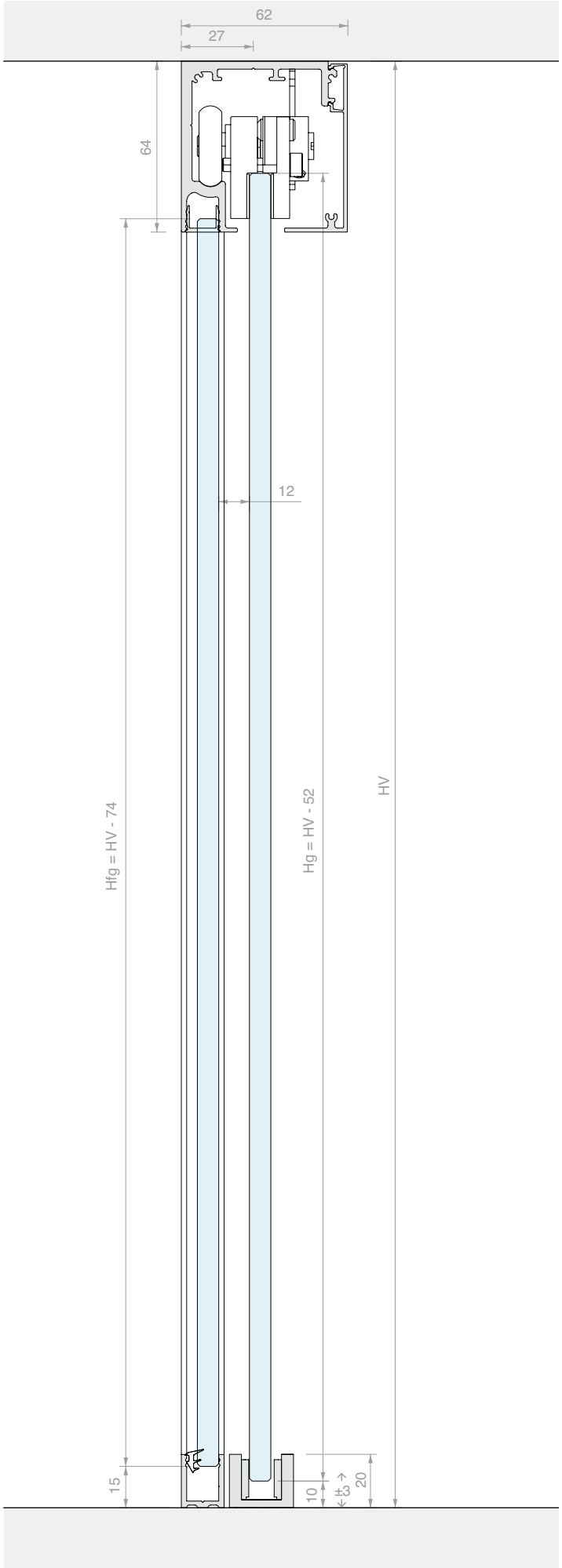
62
27
64
12
Hfg = HV - 74
Hg = HV - 52
HV
15
10
3
20

KIT CORREDERA FIJACIÓN DE TECHO
HOJA DOBLE SINCRONIZADA Y DOBLE VIDRIO FIJO

Material: Aluminio
Acabado: /6 /88 /97



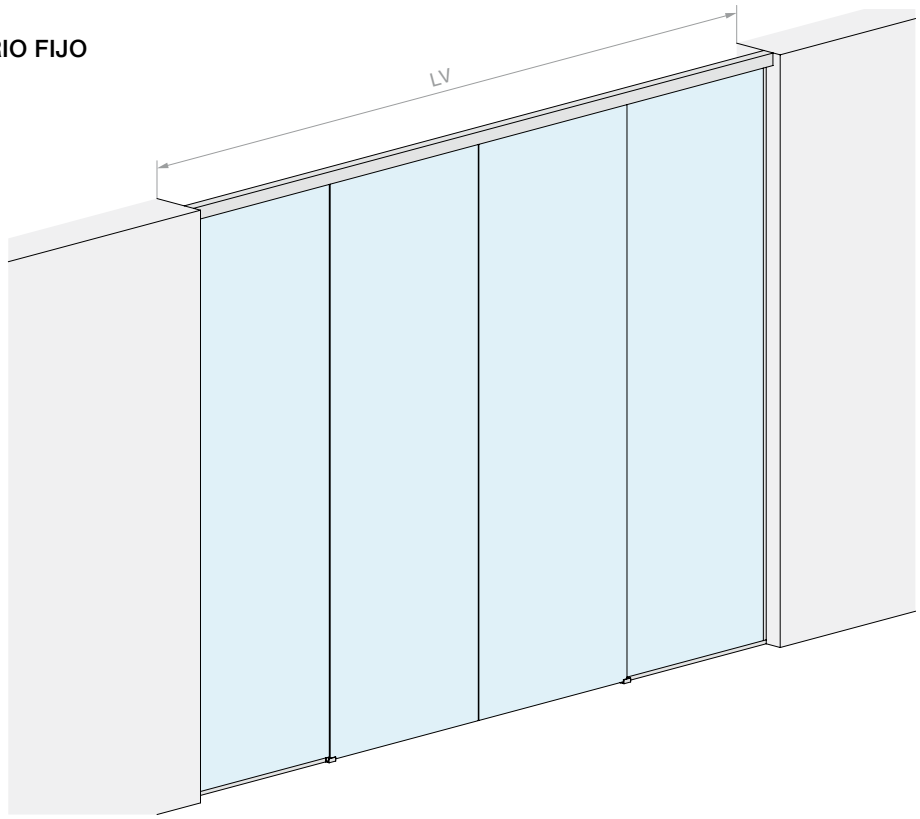

MEDIDAS DEL VANO

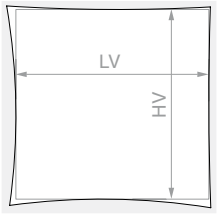

HV máx.: **3000** mm

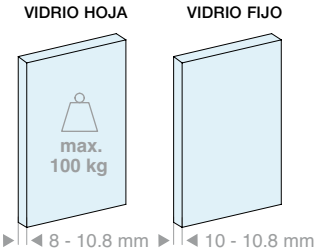

Kit formado por:

Art.	Descripción	Cant.
LM5864S.400	Riel fijación de techo	1 Ud.
LM0064CP.400	Cubierta para riel	1 Ud.
LMC13.200	Perfil de acabado	1 Ud.
LMU20.300	Perfil en «U»	2 Uds.
LMU20.150	Perfil en «U»	2 Uds.
LMU20TP	Tapa de acabado	2 Uds.
CERPOS162	Pinza	4 Uds.
LMPS-STP55	Stop sin tope	4 Uds.
GTUP2	Junta junquillo	10 m
LMGF	Guía inferior	2 Uds.
LMSIN-AC55	Kit de sincronismo	1 Ud.

Opcional

LMDMP100ZKIT	Kit amortiguador de doble acción 35-50 kg	1 Ud.

Art.	LV máx.:	Cant.
LMP6511CFP.400	**4000** mm	1 Ud.

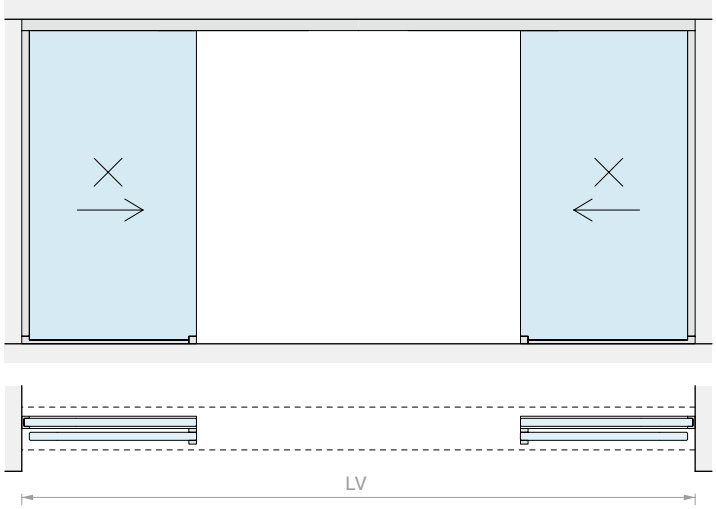
LV

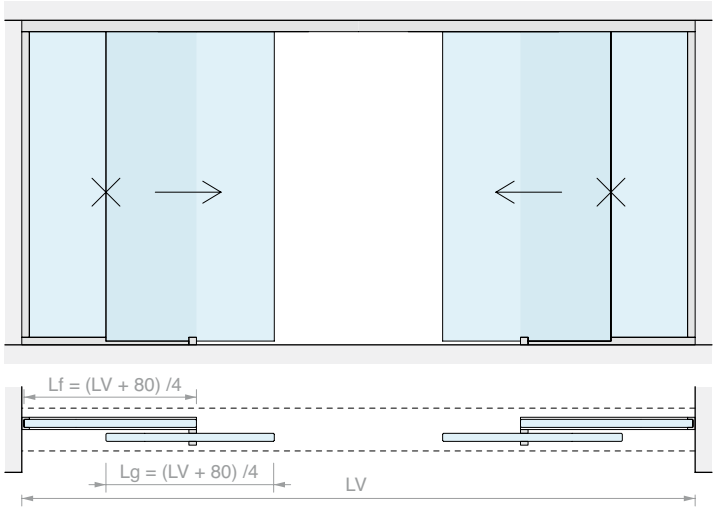
Lf = (LV + 80) /4
Lg = (LV + 80) /4
LV

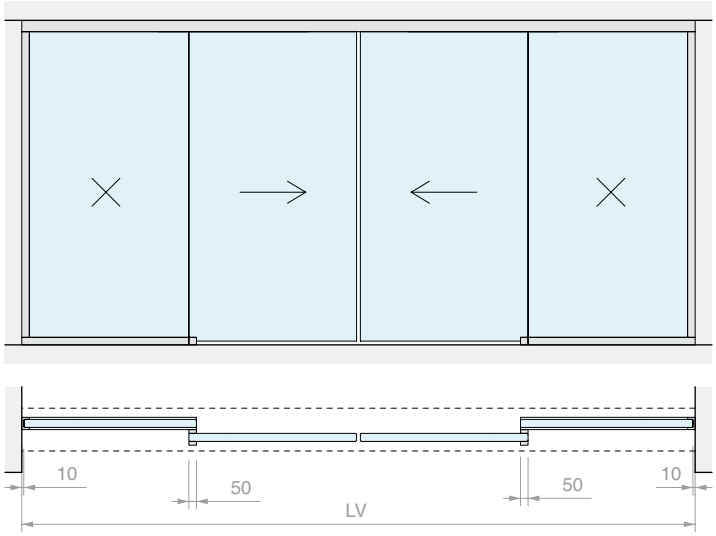
10
50
50
10
LV

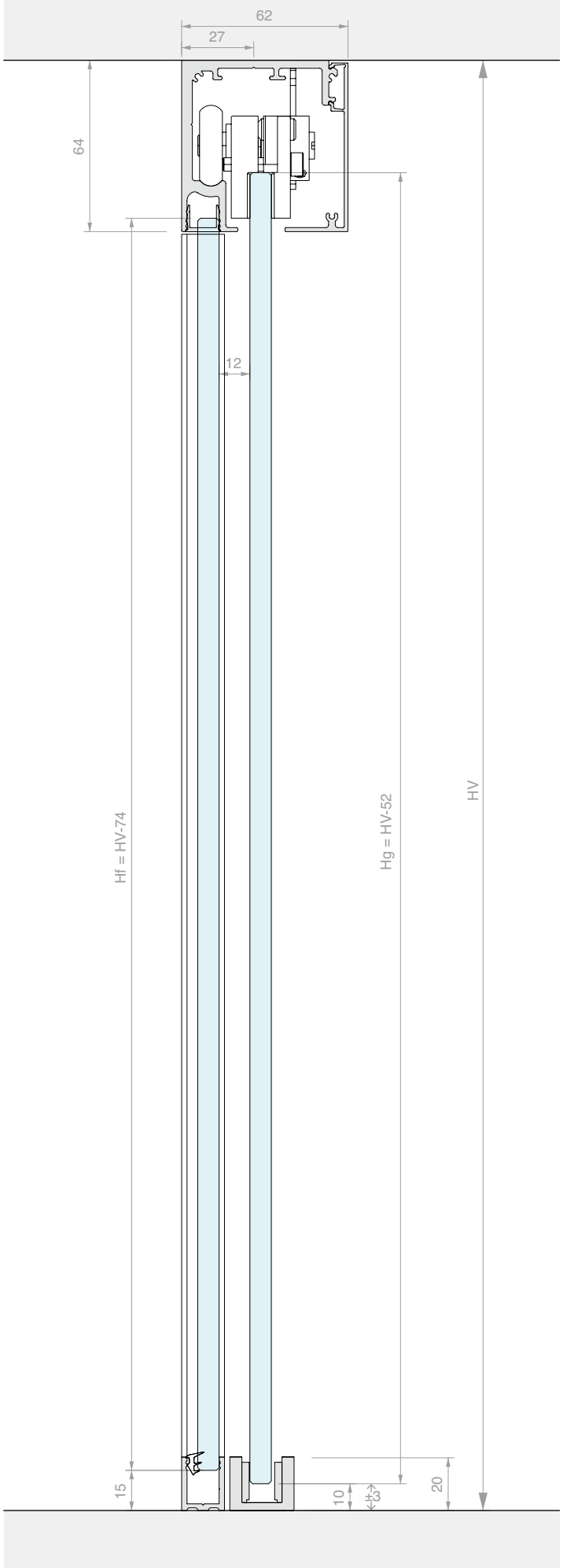
62
27
64
12
Hf = HV-74
Hg = HV-52
HV
15
10
±3
20

KIT CORREDERA FIJACIÓN A PARED
HOJA INDIVIDUAL

Material: Aluminio
Acabado: /6 /88 /97

SIN ORIFICIOS EN EL VIDRIO

MEDIDAS DEL VANO

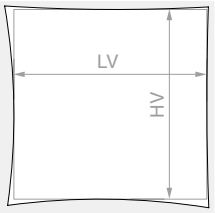

HV máx.: **3000** mm

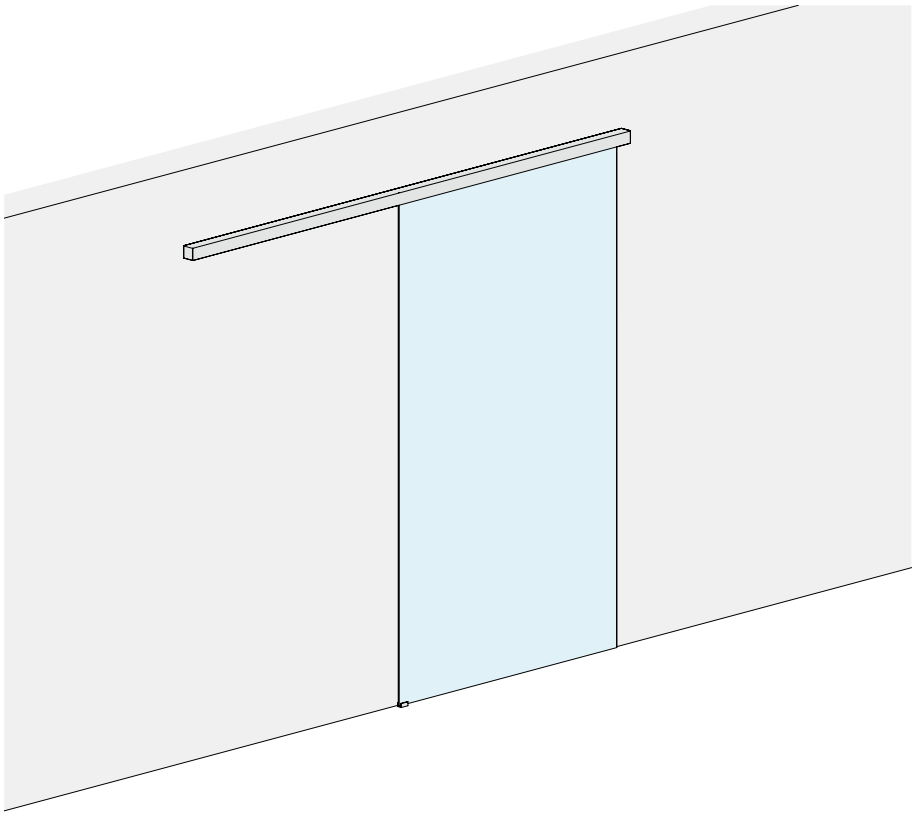

VIDRIO HOJA

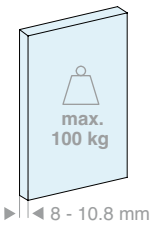

VIDRIO HOJA

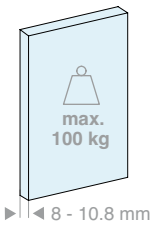

Kit formado por:

Art.	Descripción	Cant.
LM5864P.200	Riel fijación a pared	1 Ud.
LM0064CP.200	Cubierta para riel	1 Ud.
LMC13.200	Perfil de acabado	1 Ud.
LM63061TP33	Tapa de acabado	2 Uds.
CERPOS162	Pinza	2 Uds.
LMPS-STP55	Stop sin tope	2 Uds.
LMGF	Guía inferior	1 Ud.

Opcional

LMDMP070ZKIT	Kit amortiguador de doble acción 40-70 kg	1 Ud.
LMDMP100ZKIT	Kit amortiguador de doble acción 70-100 kg	1 Ud.

Kit formado por:

Art.	Descripción	Cant.
LM5864P.300	Riel fijación a pared	1 Ud.
LM0064CP.300	Cubierta para riel	1 Ud.
LMC13.300	Perfil de acabado	1 Ud.
LM63061TP33	Tapa de acabado	2 Uds.
CERPOS162	Pinza	2 Uds.
LMPS-STP55	Stop sin tope	2 Uds.
LMGF	Guía inferior	1 Ud.

Opcional

LMDMP070ZKIT	Kit amortiguador de doble acción 40-70 kg	1 Ud.
LMDMP100ZKIT	Kit amortiguador de doble acción 70-100 kg	1 Ud.

Art.	LV máx.:	Cant.
LMP6521P.200	**920** mm	1 Ud.

Art.	LV máx.:	Cant.
LMP6521P.300	**1420** mm	1 Ud.

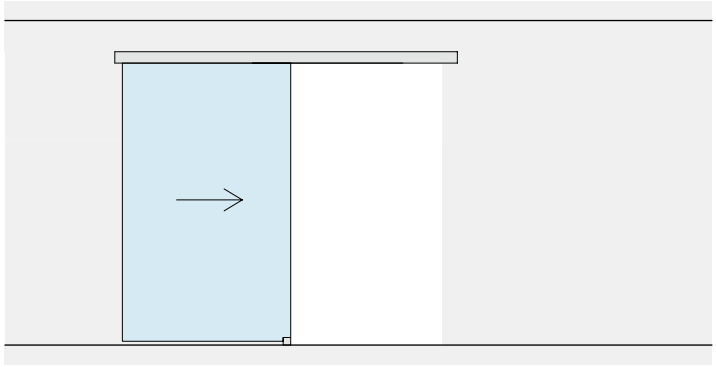

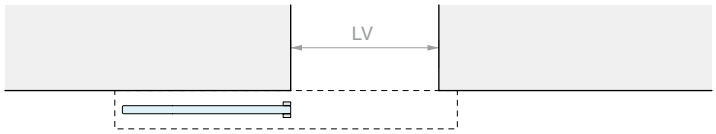
LV

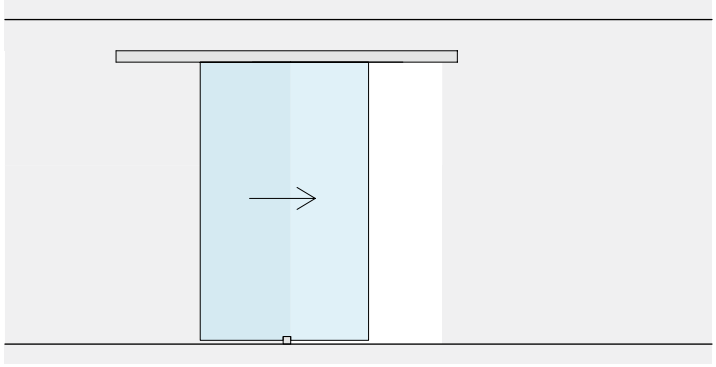

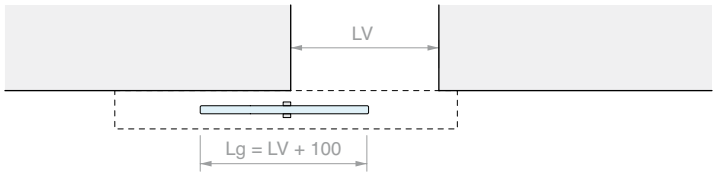
LV
Lg = LV + 100

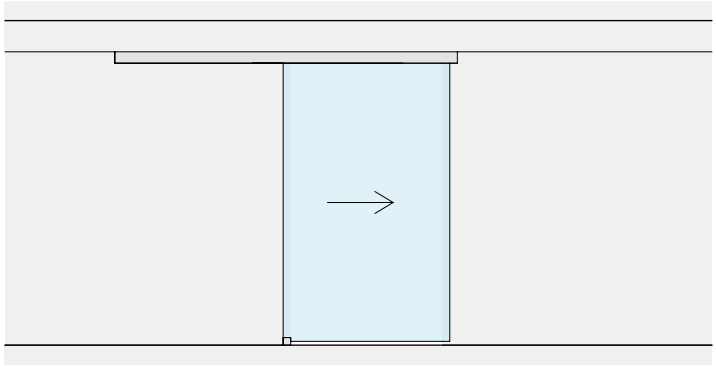

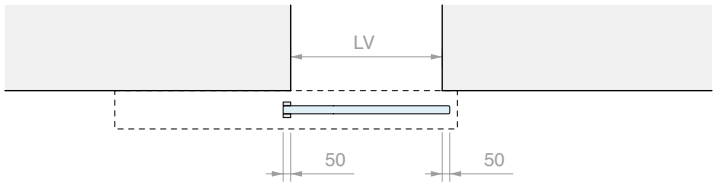
LV
50
50

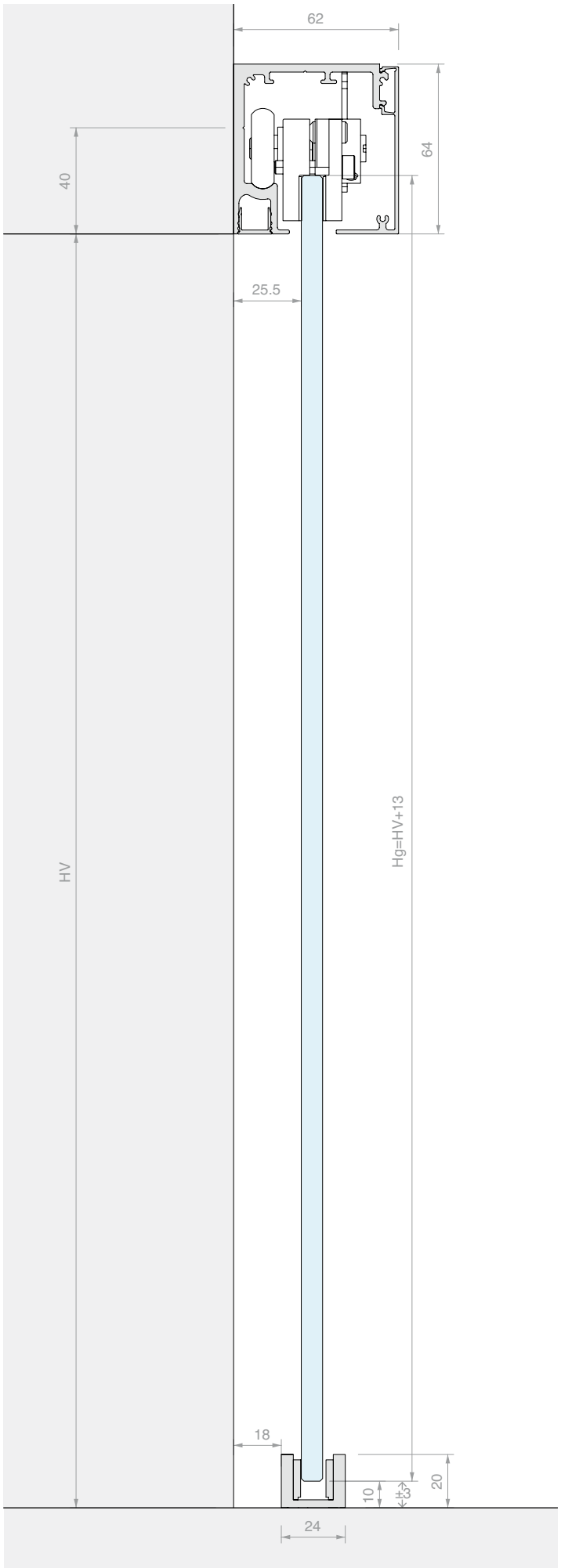
62
64
40
25.5
HV
Hg=HV+13
18
10
3
20
24

WHITE

KIT CORREDERA FIJACIÓN A PARED DOBLE HOJA SINCRONIZADA

Material: Aluminio
Acabado: /6 /88 /97

SIN ORIFICIOS EN EL VIDRIO

MEDIDAS DEL VANO

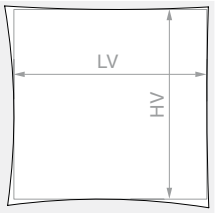

HV máx.: **3000** mm

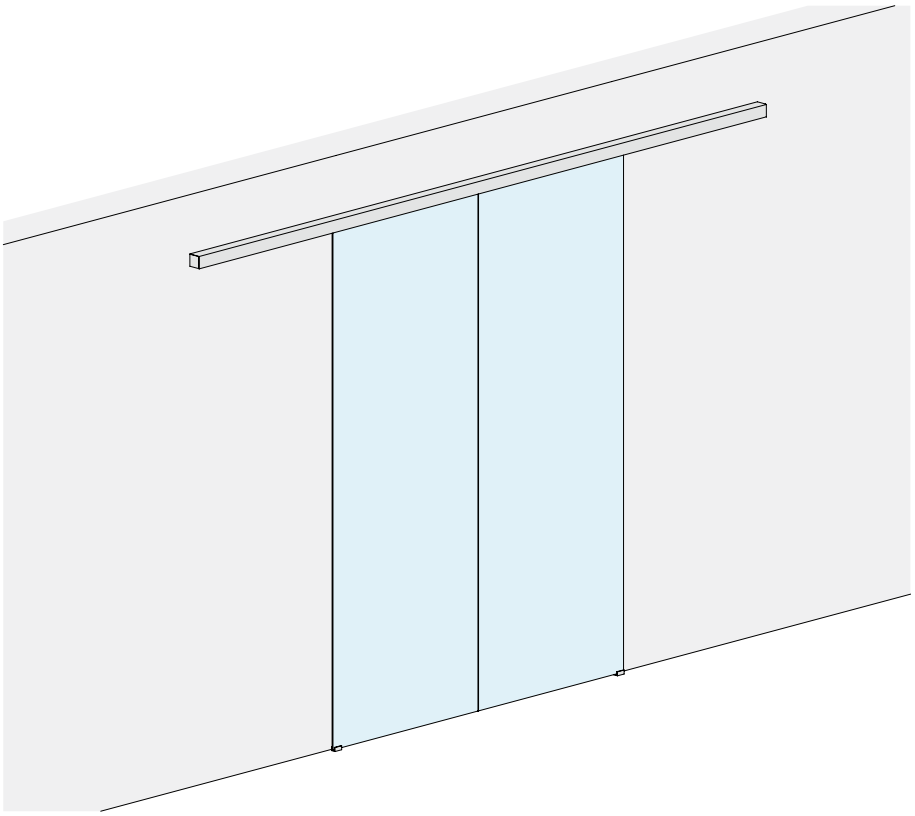

VIDRIO HOJA

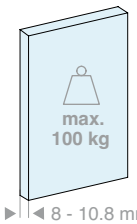

8 - 10.8 mm

Kit formado por:

Art.	Descripción	Cant.
LM5864P.400	Riel fijación a pared	1 Ud.
LM0064CP.400	Cubierta para riel	1 Ud.
LMC13.200	Perfil de acabado	2 Uds.
LM63061TP33	Tapa de acabado	2 Uds.
CERPOS162	Pinza	4 Uds.
LMPS-STP55	Stop sin tope	4 Uds.
LMGF	Guía inferior	2 Uds.
LMSIN-AC55	Kit de sincronismo	1 Ud.

Opcional

LMDMP100ZKIT	Kit amortiguador de doble acción 35-50 kg	1 Ud.

Art.	LV máx.:	Cant.
LMP6521CP.400	**1940** mm	1 Ud.

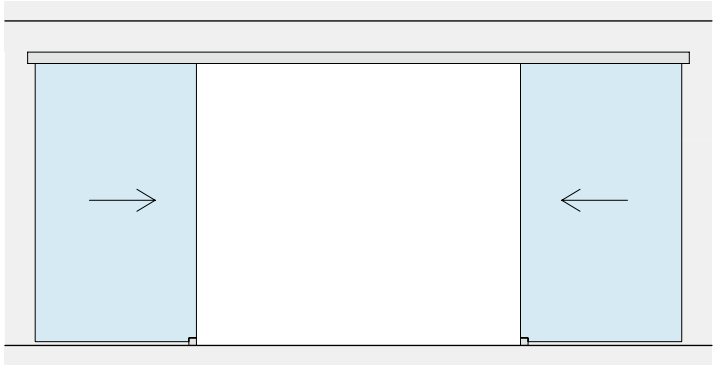

LV

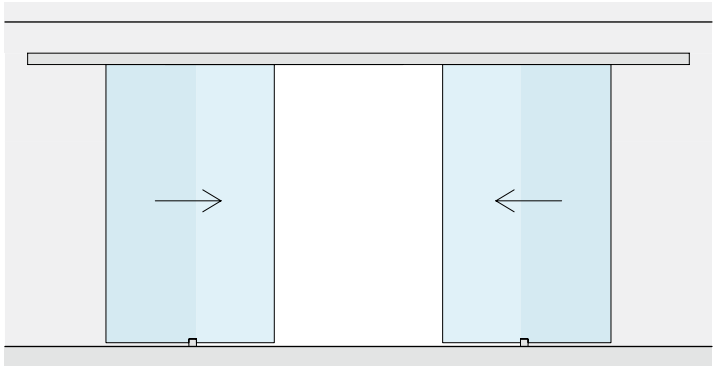

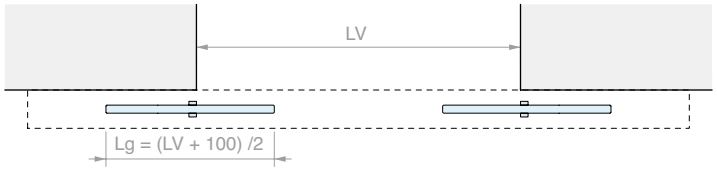
LV
Lg = (LV + 100) /2

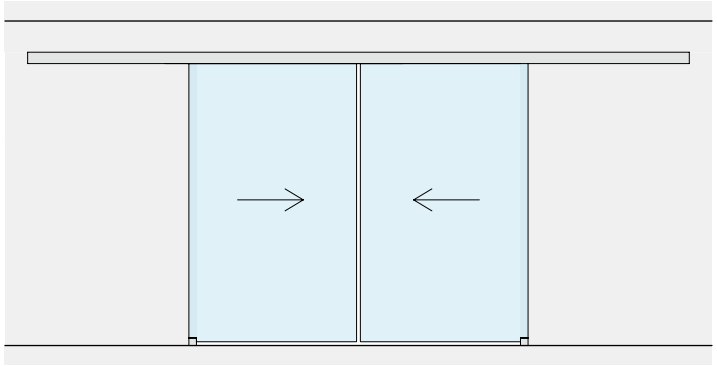

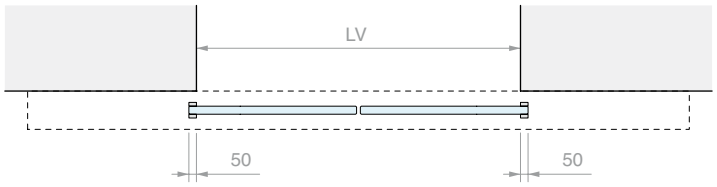
LV
50
50

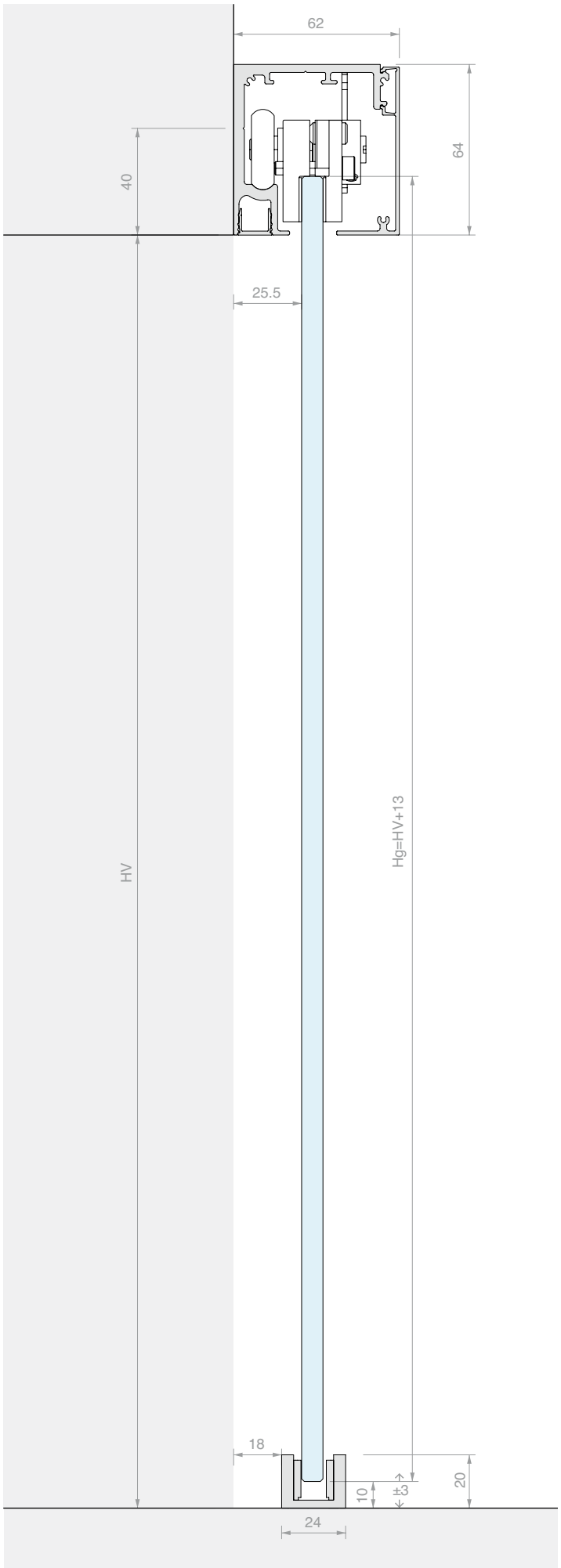
62
64
40
25.5
HV
Hg=HV+13
18
10
±3
20
24

WHITE

KIT CORREDERA FIJACIÓN A PARED HOJA INDIVIDUAL Y VIDRIO FIJO

Material: Aluminio
Acabado: /6 /88 /97

SIN ORIFICIOS EN EL VIDRIO

MEDIDAS DEL VANO

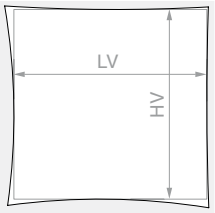

HV máx.: **3000** mm

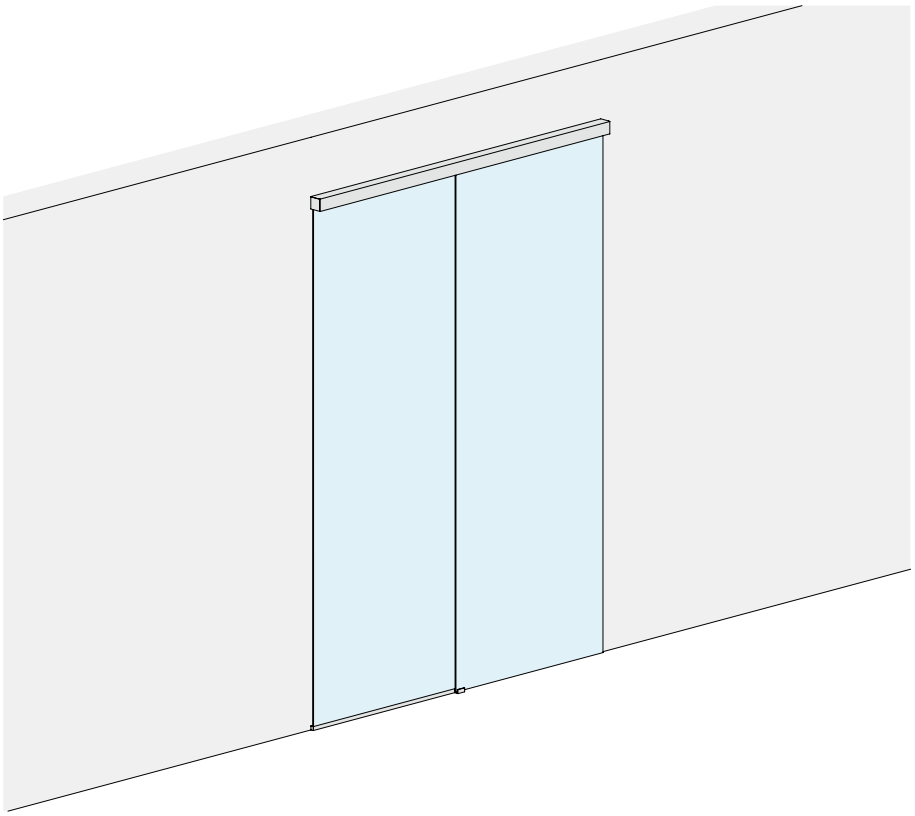

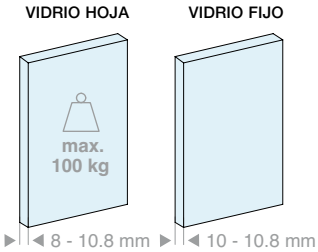

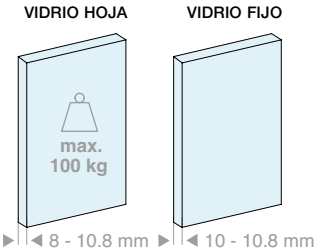

Kit formado por:

Art.	Descripción	Cant.
LM5864P.200	Riel fijación a pared	1 Ud.
LM0064CP.200	Cubierta para riel	1 Ud.
LMC13.200	Perfil de acabado	1 Ud.
LMU20.150	Perfil en «U»	1 Ud.
LM63061TP33	Tapa de acabado	2 Uds.
LMU20TP	Tapa de acabado	2 Uds.
CERPOS162	Pinza	2 Uds.
LMPS-STP55	Stop sin tope	2 Uds.
GTUP2	Junta junquillo	5 m
LMGF	Guía inferior	1 Ud.

Opcional

LMDMP070ZKIT	Kit amortiguador de doble acción 40-70 kg	1 Ud.
LMDMP100ZKIT	Kit amortiguador de doble acción 70-100 kg	1 Ud.

Kit formado por:

Art.	Descripción	Cant.
LM5864P.300	Riel fijación a pared	1 Ud.
LM0064CP.300	Cubierta para riel	1 Ud.
LMC13.200	Perfil de acabado	1 Ud.
LMU20.300	Perfil en «U»	1 Ud.
LM63061TP33	Tapa de acabado	2 Uds.
LMU20TP	Tapa de acabado	2 Uds.
CERPOS162	Pinza	2 Uds.
LMPS-STP55	Stop sin tope	2 Uds.
GTUP2	Junta junquillo	5 m
LMGF	Guía inferior	1 Ud.

Opcional

LMDMP070ZKIT	Kit amortiguador de doble acción 40-70 kg	1 Ud.
LMDMP100ZKIT	Kit amortiguador de doble acción 70-100 kg	1 Ud.

Art.	LV máx.:	Cant.
LMP6521FP.200	**1880** mm	1 Ud.

Art.	LV máx.:	Cant.
LMP6521FP.300	**2880** mm	1 Ud.

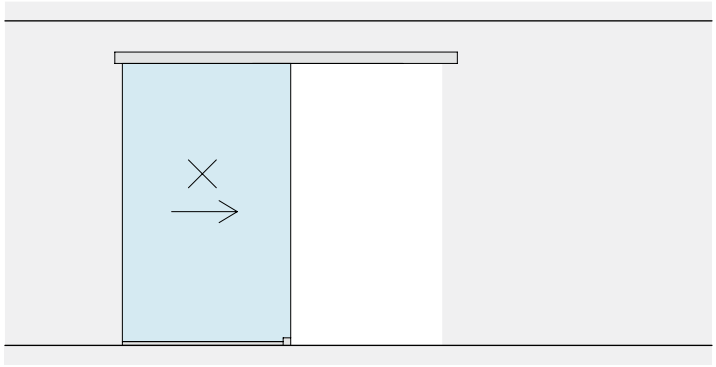

LV

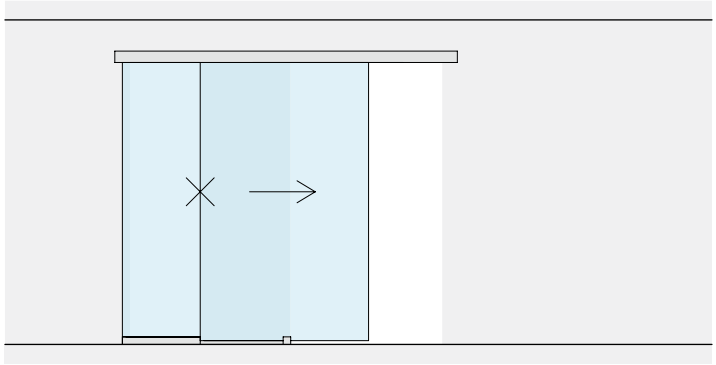

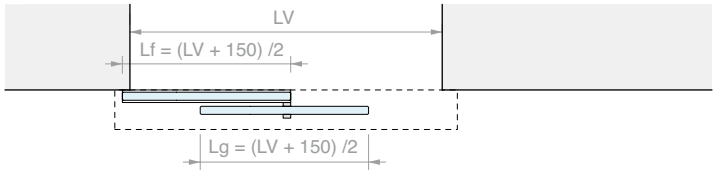
LV
Lf = (LV + 150) /2
Lg = (LV + 150) /2

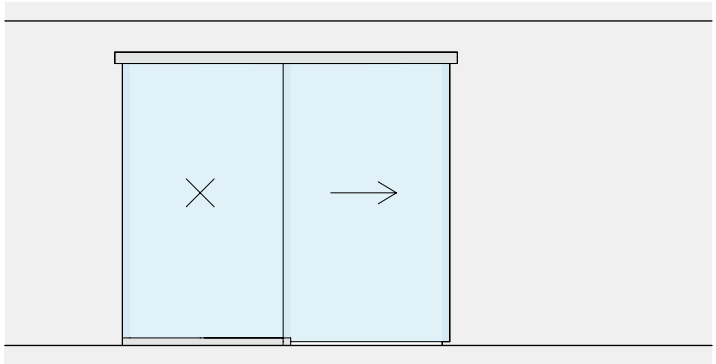

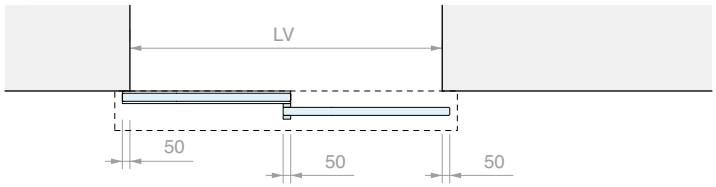
LV
50
50
50

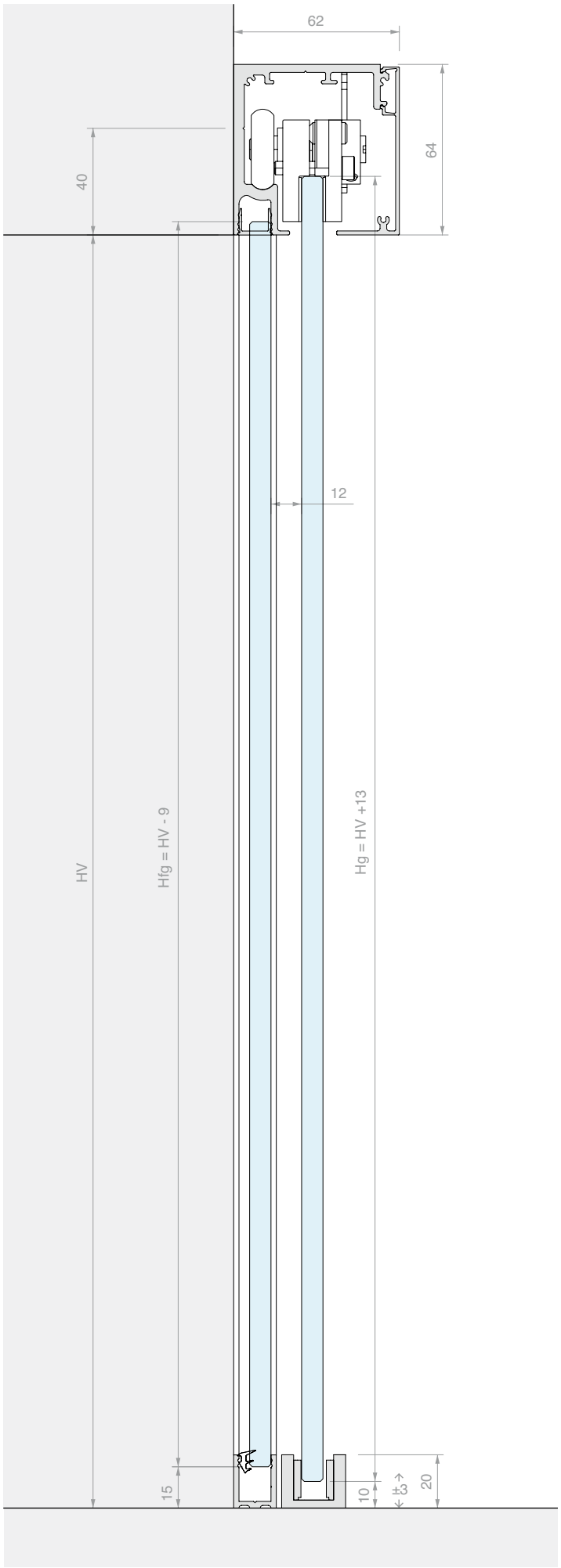
62
64
40
12
HV
Hfg = HV - 9
Hg = HV +13
15
10
±3
20

KIT CORREDERA FIJACIÓN A PARED
HOJA DOBLE SINCRONIZADA Y DOBLE VIDRIO FIJO

Material: Aluminio
Acabado: /6 /88 /97



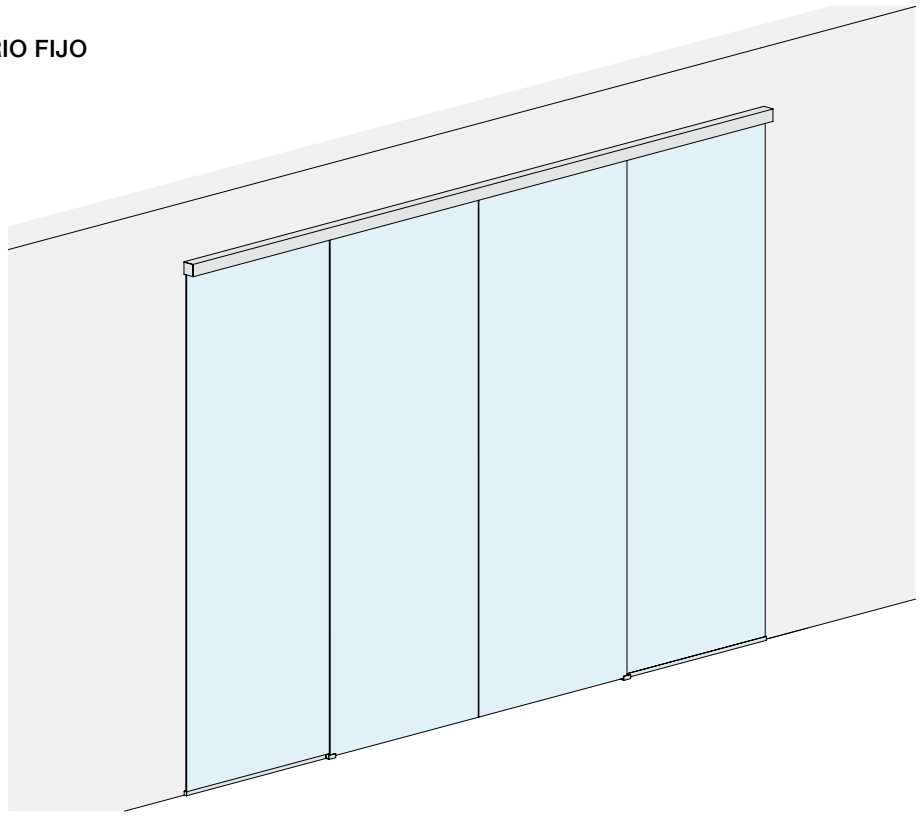

MEDIDAS DEL VANO

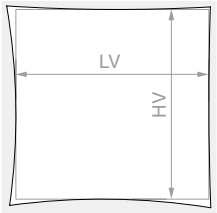

HV máx.: **3000** mm

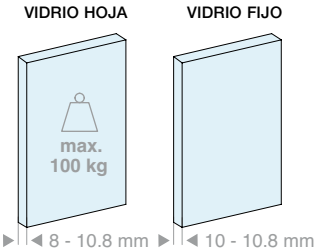

Kit formado por:

Art.	Descripción	Cant.
LM5864P.400	Riel fijación a pared	1 Ud.
LM0064CP.400	Cubierta para riel	1 Ud.
LMC13.200	Perfil de acabado	1 Ud.
LMU20.300	Perfil en «U»	1 Ud.
LM63061TP33	Tapa de acabado	2 Uds.
LMU20TP	Tapa de acabado	4 Uds.
CERPOS162	Pinza	4 Uds.
LMPS-STP55	Stop sin tope	4 Uds.
GTUP2	Junta junquillo	10 m
LMGF	Guía inferior	2 Uds.
LMSIN-AC55	Kit de sincronismo	1 Ud.

Opcional

LMDMP100ZKIT	Kit amortiguador de doble acción 35-50 kg	1 Ud.

Art.	LV máx.:	Cant.
LMP6521CFP.400	**3880** mm	1 Ud.

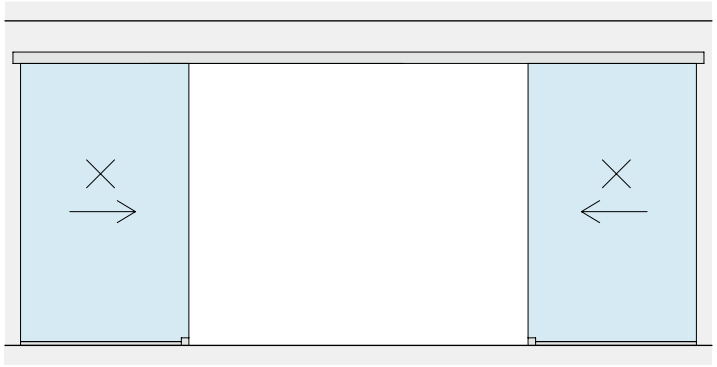

LV

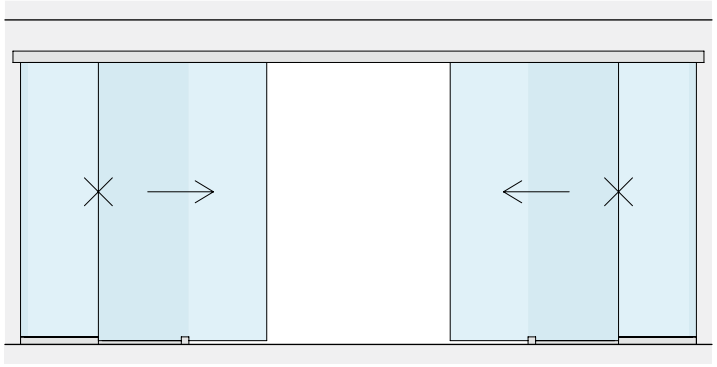

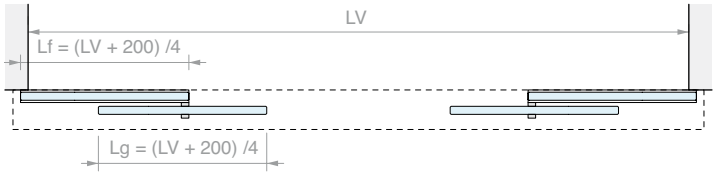
LV
Lf = (LV + 200) /4
Lg = (LV + 200) /4

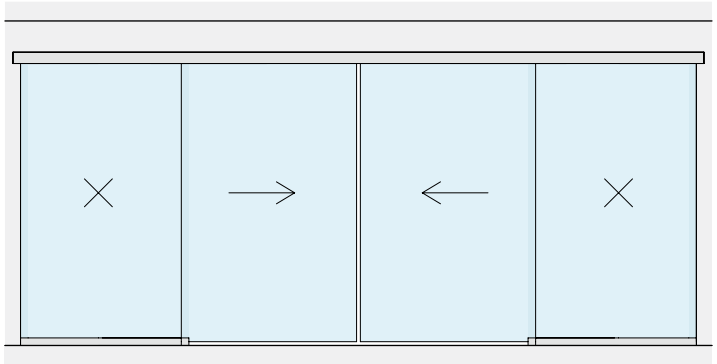

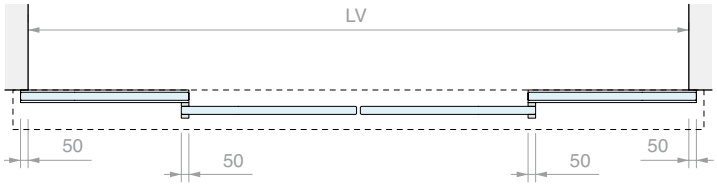
LV
50
50
50
50

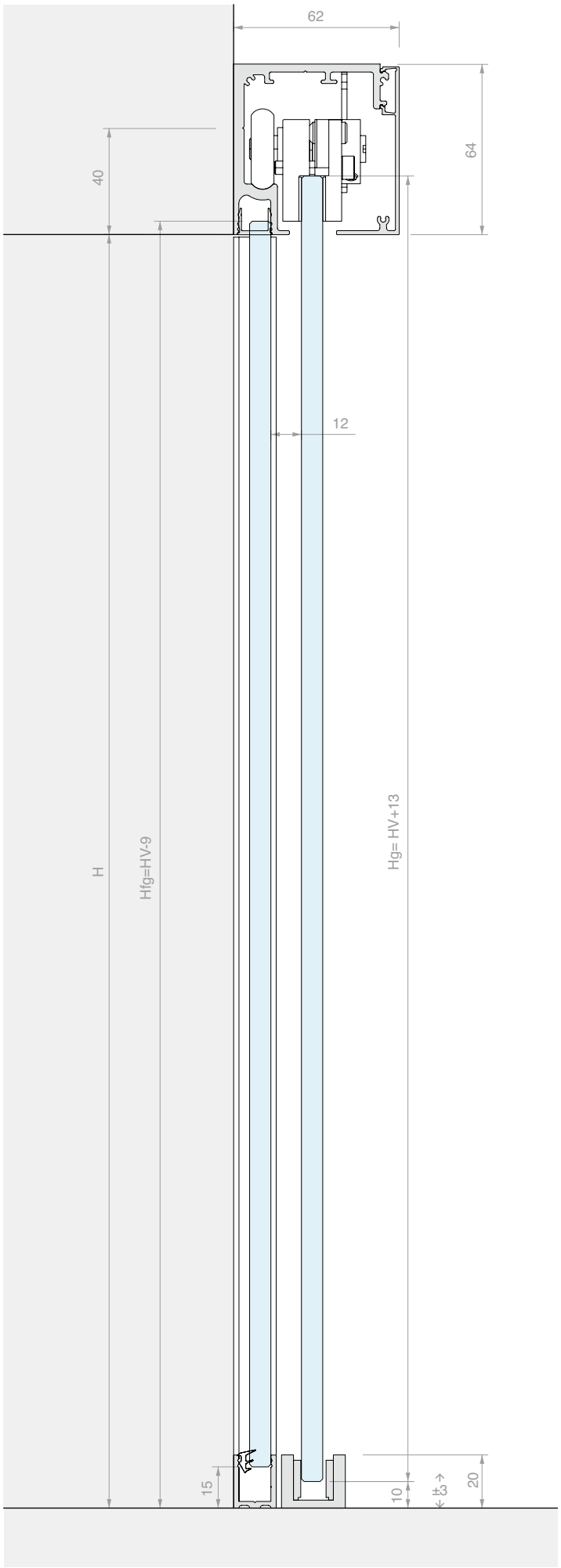
62
64
40
12
H
Hfg=HV-9
Hg= HV+13
15
10
±3
20

RIEL FIJACIÓN DE TECHO

Material: Aluminio

Acabado: /6 /88 /97

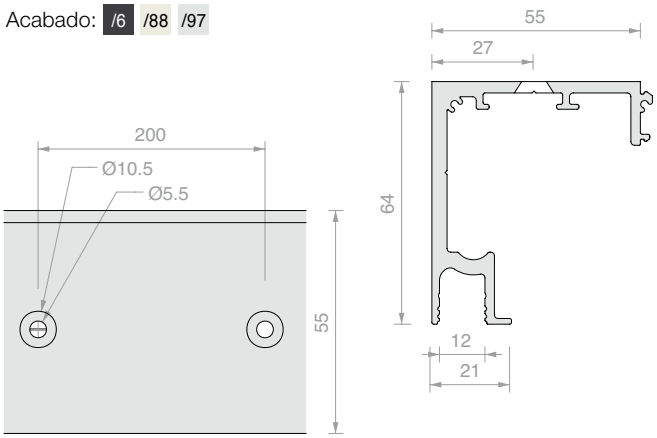

Art.	Longitud	Cant.
LM5864S.200	**1998** mm	1 Ud.
LM5864S.300	**2998** mm	1 Ud.
LM5864S.400	**3998** mm	1 Ud.
LM5864S.600	**6000** mm	1 Ud.

RIEL FIJACIÓN A PARED

Material: Aluminio

Acabado: /6 /88 /97

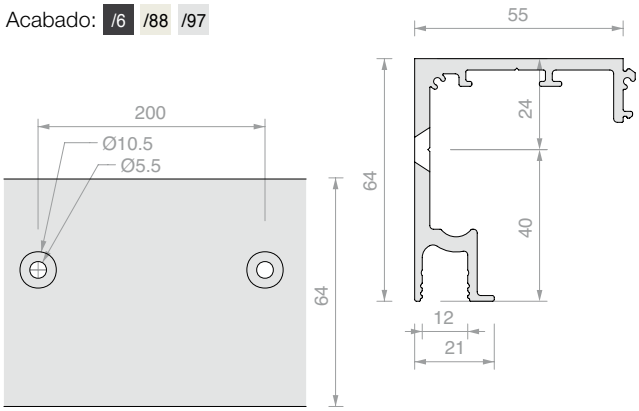

Art.	Longitud	Cant.
LM5864P.200	**1998** mm	1 Ud.
LM5864P.300	**2998** mm	1 Ud.
LM5864P.400	**3998** mm	1 Ud.
LM5864P.600	**6000** mm	1 Ud.

CUBIERTA PARA RIEL

Material: Aluminio

Acabado: /6 /88 /97

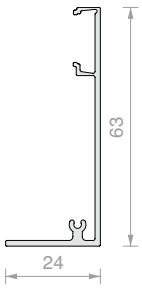

Art.	Longitud	Cant.
LM0064CP.200	**1998** mm	1 Ud.
LM0064CP.300	**2998** mm	1 Ud.
LM0064CP.400	**3998** mm	1 Ud.
LM0064CP.600	**6000** mm	1 Ud.



PERFIL DE ACABADO

Material: Aluminio

Acabado: /6 /88 /97

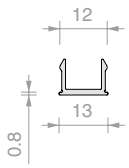

Art.	Longitud	Cant.
LMC13.100	**996** mm	1 Ud.
LMC13.150	**1498** mm	1 Ud.
LMC13.200	**1998** mm	1 Ud.
LMC13.300	**3000** mm	1 Ud.

PERFIL EN «U»

Material: Aluminio

Acabado: /6 /88 /91 /97

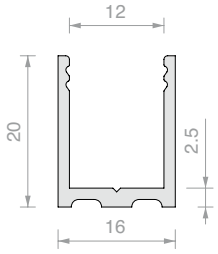

Art.	Longitud	Cant.
LMU20.100	**996** mm	1 Ud.
LMU20.150	**1498** mm	1 Ud.
LMU20.300	**3000** mm	1 Ud.

TAPA DE ACABADO

Material: Aluminio

Acabado: /88 /91 /97 /R2

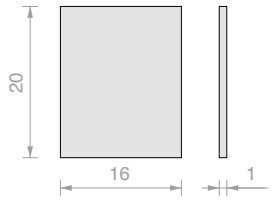

Art.	Cant.
LMU20TP	1 Ud.

JUNTA JUNQUILLO

Material: PVC

Art.	Espesor	Color	Cant.
GTUP2	**2** mm	Transparente	1 m
GTUP3	**3** mm	Transparente	1 m
GTUP4	**4** mm	Transparente	1 m
GTUP5	**5** mm	Transparente	1 m
GTUP6	**6** mm	Transparente	1 m

Art.	Espesor	Color	Cant.
GTUP2G	**2** mm	Gofrada	1 m
GTUP3G	**3** mm	Gofrada	1 m
GTUP4G	**4** mm	Gofrada	1 m
GTUP5G	**5** mm	Gofrada	1 m
GTUP6G	**6** mm	Gofrada	1 m

Art.	Espesor	Color	Cant.
GTUP2N	**2** mm	Negra	1 m
GTUP3N	**3** mm	Negra	1 m
GTUP4N	**4** mm	Negra	1 m
GTUP5N	**5** mm	Negra	1 m
GTUP6N	**6** mm	Negra	1 m

TAPA DE ACABADO 3 TORNILLOS

Material: Aluminio

Instalación tanto en lado izquierdo como derecho.

Acabado: /6 /88 /97

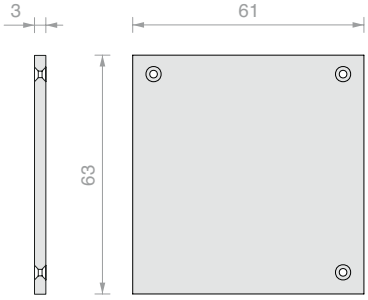

Art.	Cant.
LM63061TP33	1 Ud.

PINZA REGULABLE CON RUEDA

Material: Aluminio y acero

Art.	Para vidrios	Cant.
CERPOS162	De **8** a **10.8** mm	1 Ud.

STOP SIN TOPE

Material: Zamak

Art.	Cant.
LMPS-STP55	1 Ud.

GUÍA INFERIOR

Material: Aluminio

Acabado: /88 /97 /R2

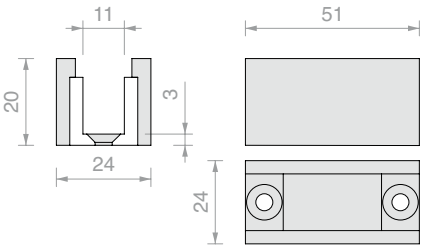

Art.	Para vidrios	Cant.
LMGF	De **8** a **10.8** mm	1 Ud.

KIT COMPLETO AMORTIGUADOR SOFTBREAK DE DOBLE ACCIÓN

Material: POM, Aluminio, Zamak

Permite amortiguar en apertura y en cierre

Art.	Capacidad de carga	Cant.
LMDMP070ZKIT	De **40** a **70** kg	1 Ud.
LMDMP100ZKIT	De **70** a **100** kg	1 Ud.

AMORTIGUADOR SOFTBREAK DE DOBLE ACCIÓN

Material: POM

Permite amortiguar en apertura y en cierre

El uso del amortiguador de choque también requiere una pinza de apoyo y 1/2 activadores en función del lado a amortiguar

Art.	Capacidad de carga	Cant.
LMDMP070Z	De **40** a **70** kg	1 Ud.
LMDMP100Z	De **70** a **100** kg	1 Ud.

ABRAZADERA DE SOPORTE PARA AMORTIGUADOR

Material: Aluminio

Art.	Cant.
LMPS-PSD62	1 Ud.

ACTIVADOR PARA AMORTIGUADOR

Material: Zamak

Art.	Cant.
LMSIN-GA55	1 Ud.

KIT DE SINCRONISMO

Art.	Cant.
LMSIN-AC55	1 Ud.

Forme

Perfiles de dimensiones reducidas para decorar las hojas de vidrio. Aplicación sobre vidrio mediante adhesivo de espesor de 0,5 mm, silicona o adhesivo UV.
Seleccionar la guía y los accesorios adecuados para alojar el vidrio y su perfil de canteado.

PERFIL PLANO SERIE FORME

Material: Aluminio

Acabado: /6 /88 /97 /RAL

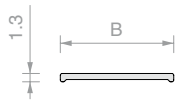

Art.	B	Longitud	Cant.
FOP10.30	**10** mm	**3000** mm	1 Ud.
FOP15.30	**15** mm	**3000** mm	1 Ud.
FOP20.30	**20** mm	**3000** mm	1 Ud.

PERFIL EN «U» SERIE FORME

Material: Aluminio

Acabado: /6 /88 /97 /RAL

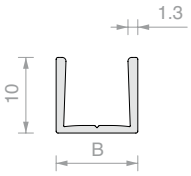

Art.	B	Longitud	Para vidrios	Cant.
FOU1011.30	**10.8** mm	**3000** mm	**8** mm	1 Ud.
FOU1013.30	**12.8** mm	**3000** mm	**10** mm	1 Ud.

ADHESIVO TESA® ACX^{plus}

Adhesivo transparente para la fijación de vidrio, acero y aluminio.
El revestimiento de papel facilita la aplicación manual de la cinta.

Art.	Medidas	Espesor	Cant.
TS250065	**6** mm x **25** m	**0.5** mm	1 Ud.
TS250125	**12** mm x **25** m	**0.5** mm	1 Ud.
TS250155	**15** mm x **25** m	**0.5** mm	1 Ud.

GUÍA INFERIOR

Material: Aluminio

Acabado: /88 /97 /R2

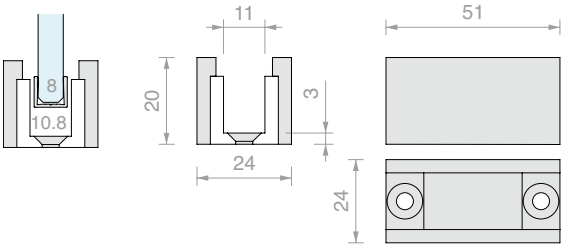

Art.	Para perfil	Cant.
LMGF	FOU1011	1 Ud.

ADAPTADOR PARA GUÍA LMGF

Accesorio que poner en la guía inferior LMGF Material: plástico

Acabado: /56

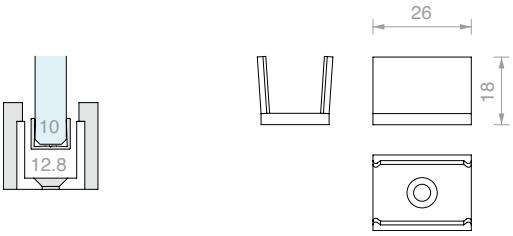

Art.	Para perfil	Cant.
LMGF13-POM	FOU1013	1 Ud.

LM VETRO

Design

LM VETRO, uno de los clásicos de mayor exito de LOGLI, se renueva.
Design, funcionalidad y estética renovados con todas las posibilidades de montaje.

Disponible en versiones sin orificios en el vidrio o con ranura, para hojas amortiguadas y sincronizadas.



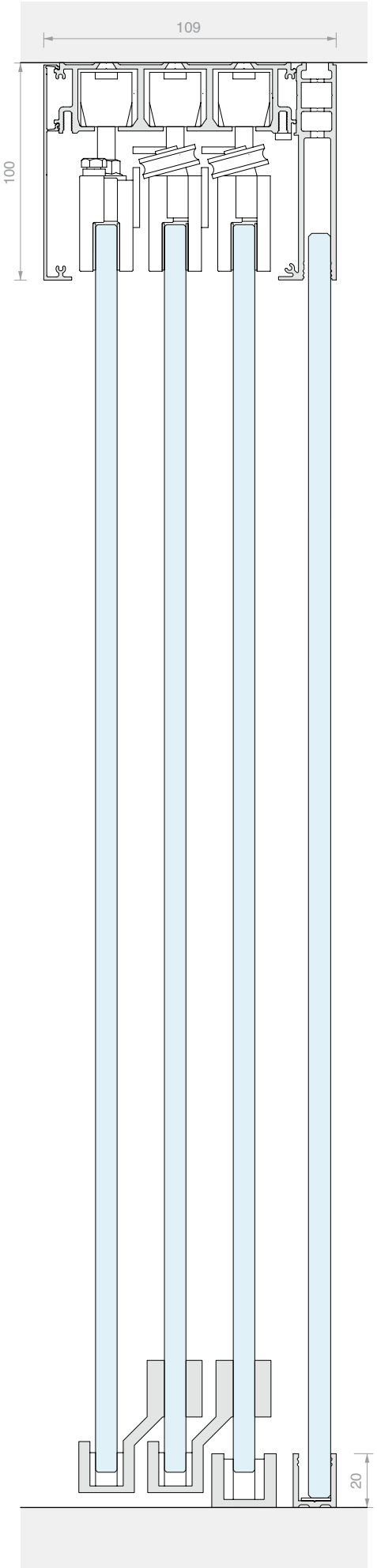

/6
Negro opaco

/88
Aluminio símil-inox satinado

/97
Aluminio opaco

LM VETRO

Características técnicas

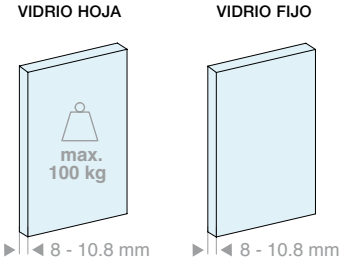

2 tipos de instalación

Techo

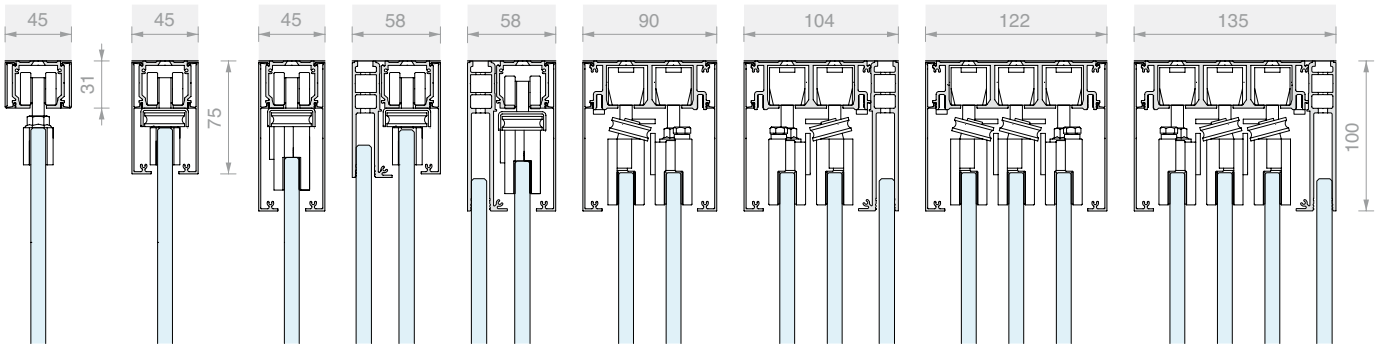

1 vía | 1 vía + fijo | 2 vías | 2 vías + fijo | 3 vías | 3 vías + fijo

Pared

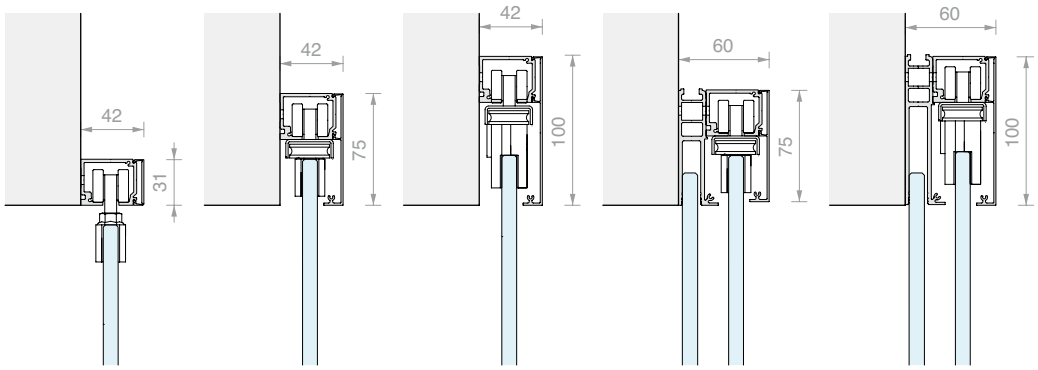

1 vía | 1 vía + fijo

3 tipos de cubierta

h = 31 mm



h = 75 mm



h = 100 mm



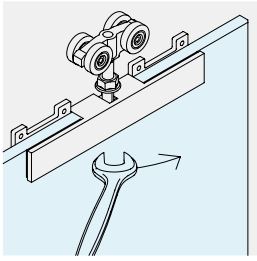

CERPOS SERIE 170
Pinza con mecanizado del vidrio, en combinación con cubiertas h = 31 mm y h = 75 mm.

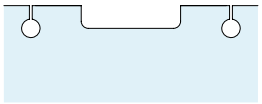

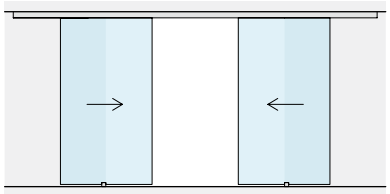

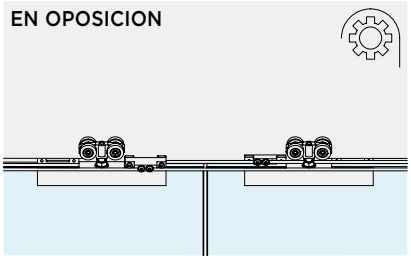

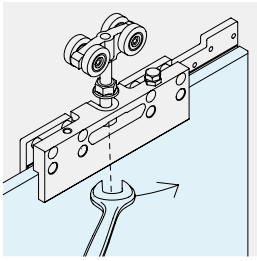

CERPOS SERIE 500
Pinza sin mecanizado del vidrio, en combinación con cubierta h = 100 mm.

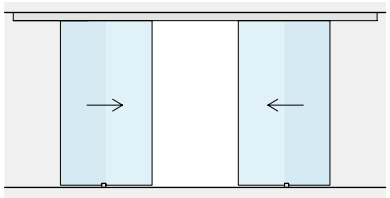

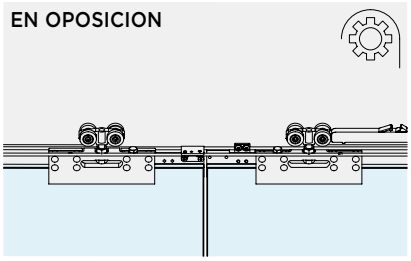

REGULACIÓN DE LA HOJA
Se puede ajustar la altura de cada carro individual para registrar la posición de la hoja en ±3 mm.

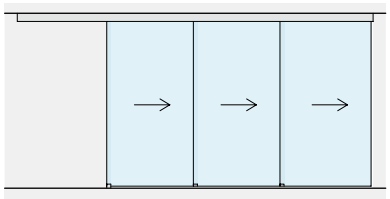

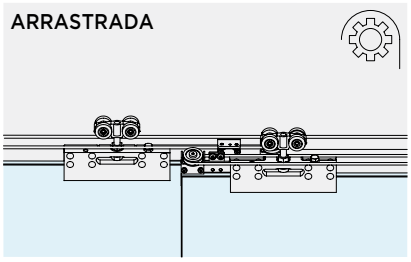

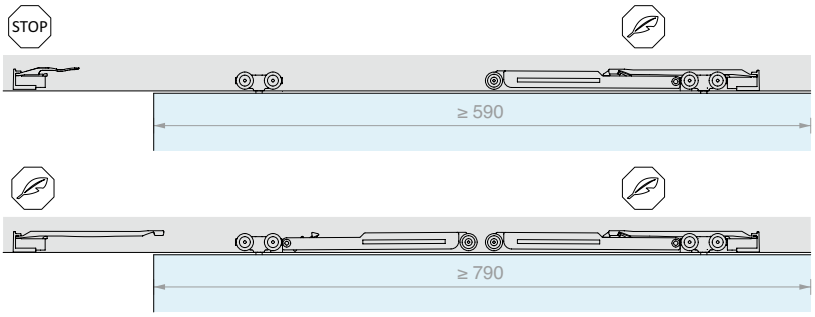

SOFT CLOSE
El uso de amortiguadores permite una apertura y un cierre controlados y suaves.

SINCRONISMO
Disponibles accesorios para la sincronización:

EN OPOSICION
2 hojas móviles instaladas en el mismo riel

ARRASTRADA
2 ó 3 hojas móviles en riel de 2 o de 3 vías

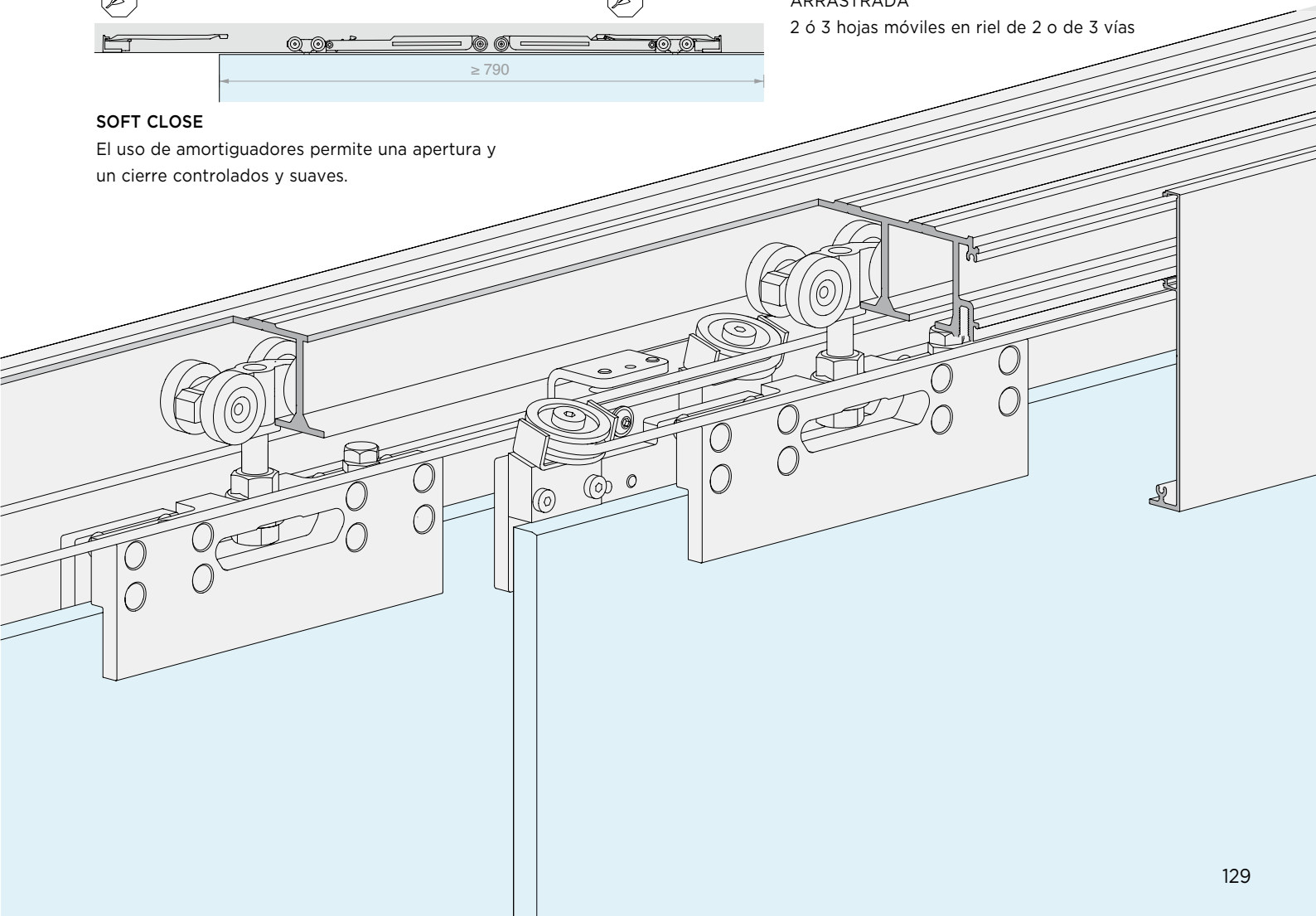

LM VETRO *Kit*

INSTALACIÓN DE TECHO

1 VÍA

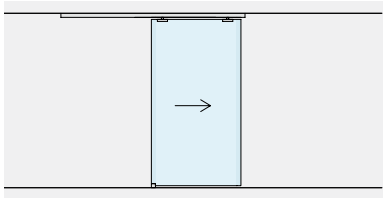

Pág. 134

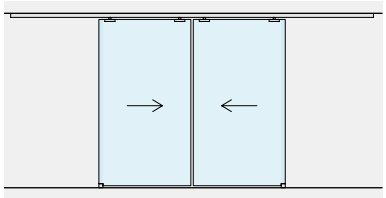

Pág. 142

1 VÍA + FIJO

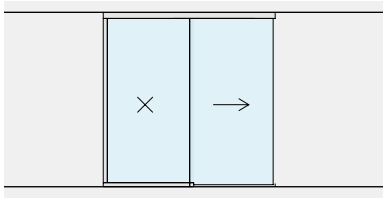

Pág. 150

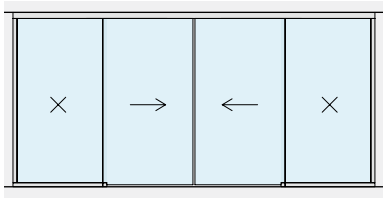

Pág. 156

2 VÍAS

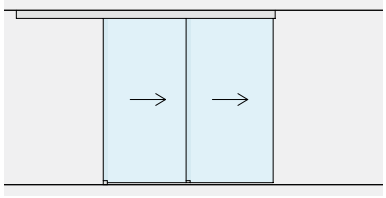

Pág. 162

2 VÍAS + FIJO

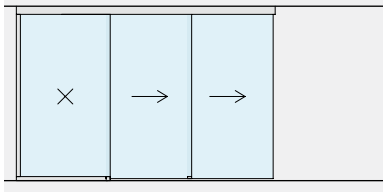

Pág. 166

3 VÍAS

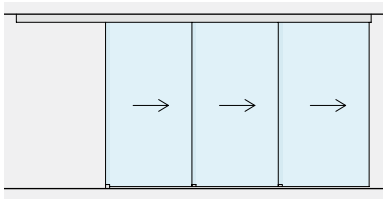

Pág. 170

3 VÍAS + FIJO

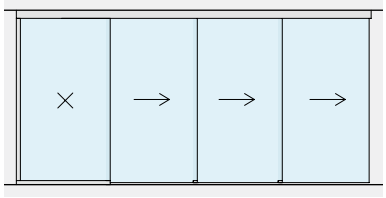

Pág. 174

INSTALACIÓN A PARED

1 VÍA

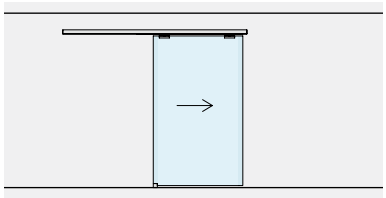

Pág. 178

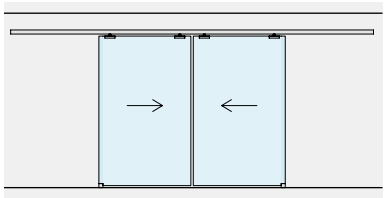

Pág. 186

1 VÍA + FIJO

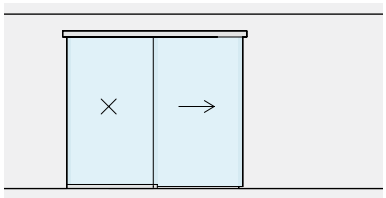

Pág. 194

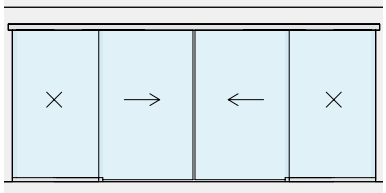

Pág. 200

KIT CORREDERA FIJACIÓN DE TECHO HOJA SIMPLE CON PINZAS A VISTA

Material: Aluminio
Acabado: /6 /88 /97

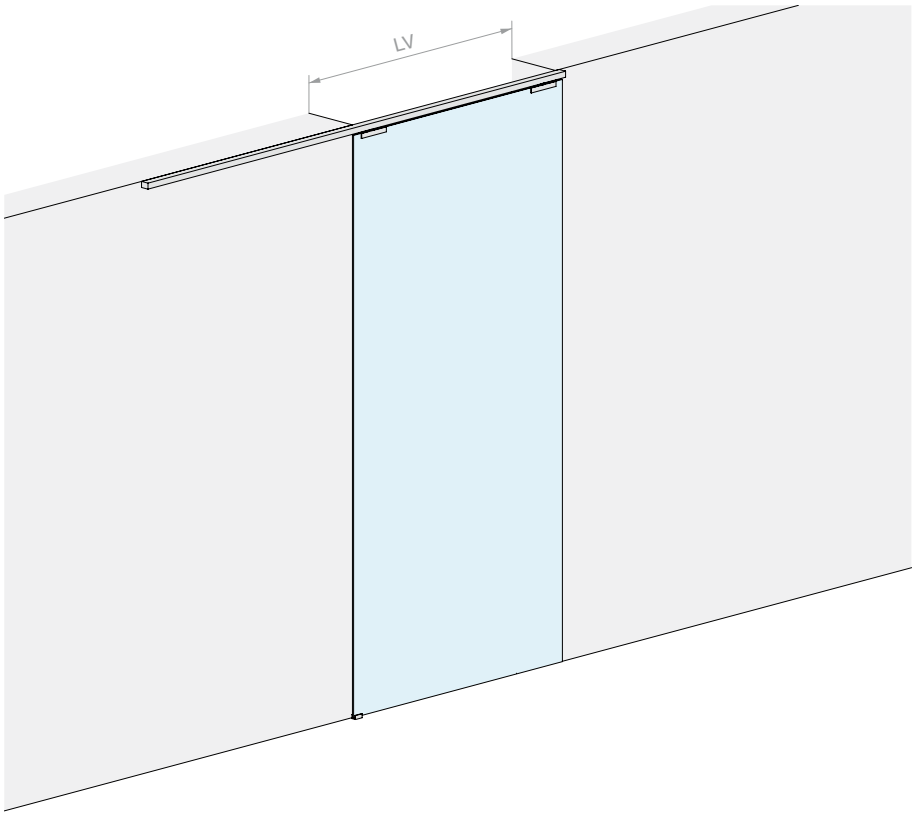

MEDIDAS DEL VANO

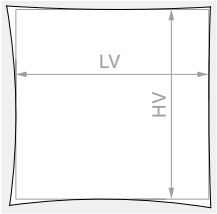

HV máx.: **3000** mm

VIDRIO HOJA

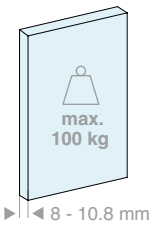

VIDRIO HOJA

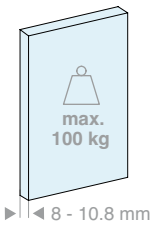

Kit formado por:

Art.	Descripción	Cant.
LM21.200	Riel fijación de techo	1 Ud.
LM3120.200	Cubierta para riel	2 Uds.
LM31044TP32	Tapa de acabado	2 Uds.
CERPOS170COV	Pinza	2 Uds.
057.3114.071	Carro con tornillo y tuerca	2 Uds.
057.3073.072	Stop con tope	2 Uds.
LMGF	Guía inferior	1 Ud.
Opcional		
042.3102.072	Amortiguador Softbreak 20-60 kg	1 Ud.
042.3102.071	Amortiguador Softbreak 61-100 kg	1 Ud.

Kit formado por:

Art.	Descripción	Cant.
LM21.300	Riel fijación de techo	1 Ud.
LM3120.300	Cubierta para riel	2 Uds.
LM31044TP32	Tapa de acabado	2 Uds.
CERPOS170COV	Pinza	2 Uds.
057.3114.071	Carro con tornillo y tuerca	2 Uds.
057.3073.072	Stop con tope	2 Uds.
LMGF	Guía inferior	1 Ud.
Opcional		
042.3102.072	Amortiguador Softbreak 20-60 kg	1 Ud.
042.3102.071	Amortiguador Softbreak 61-100 kg	1 Ud.

Art.	LV máx.:	Cant.
LMV3111.200	**920** mm	1 Ud.

Art.	LV máx.:	Cant.
LMV3111.300	**1420** mm	1 Ud.

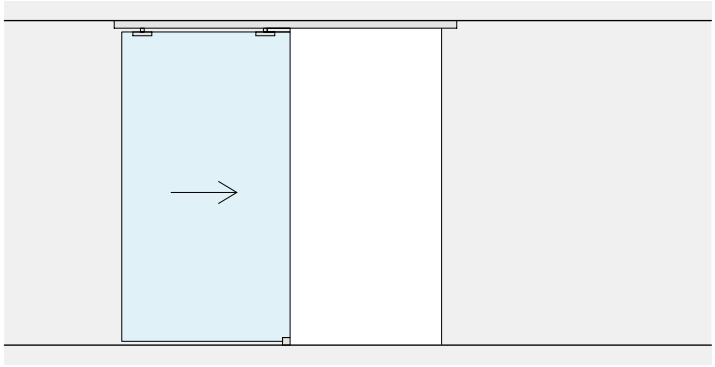

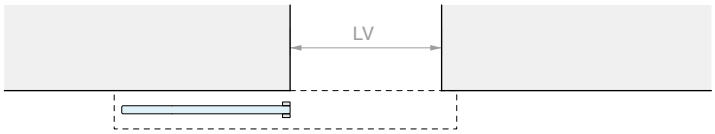

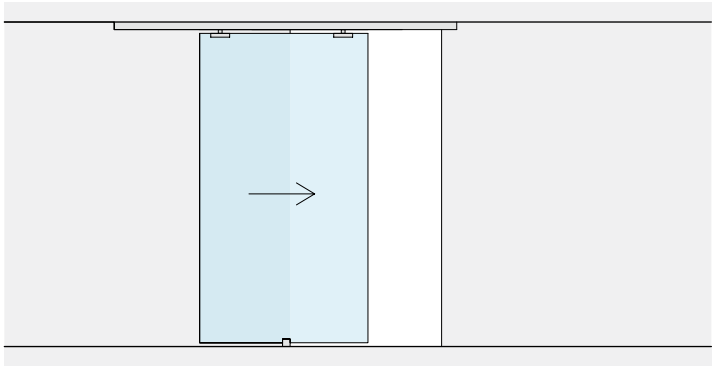

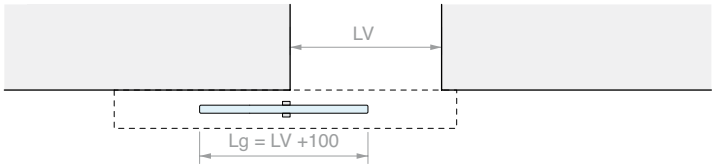

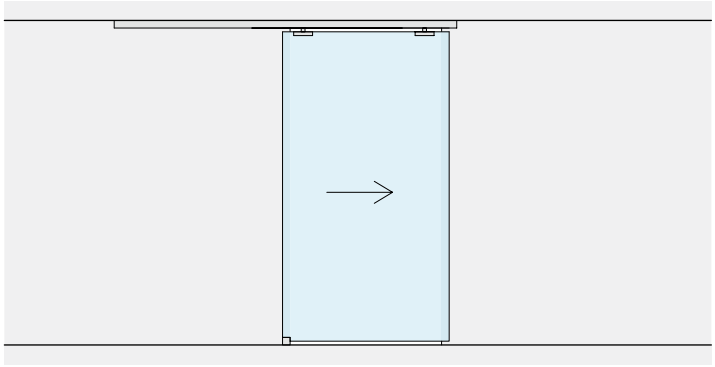

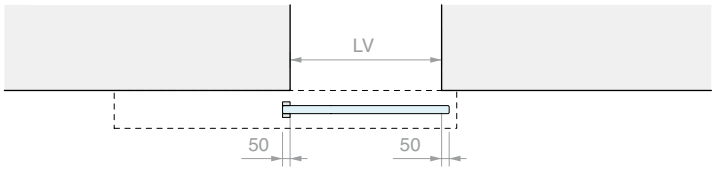

MECANIZADO EN EL VIDRIO PARA CERPOS170

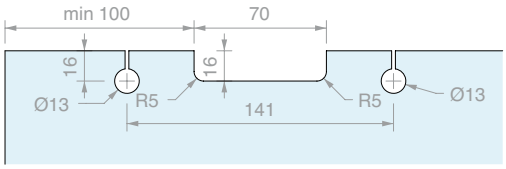



KIT CORREDERA FIJACIÓN DE TECHO HOJA SIMPLE CON CUBIERTA BAJA

Material: Aluminio
Acabado: /6 /88 /97

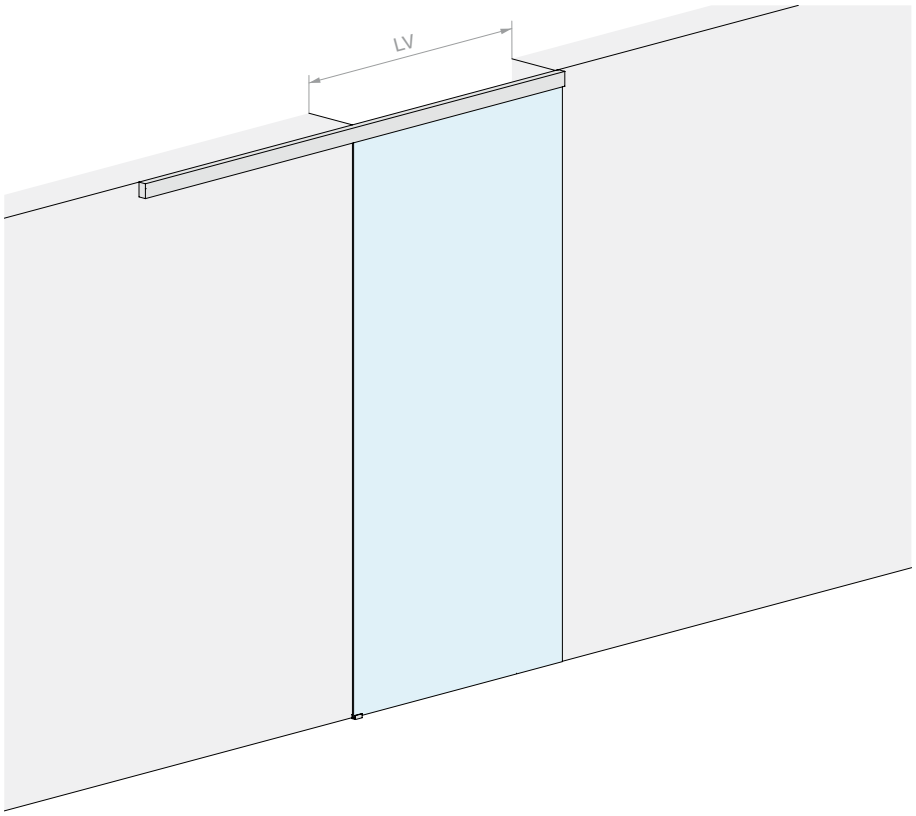

MEDIDAS DEL VANO

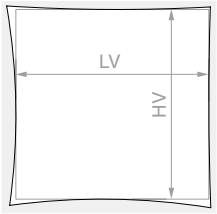

HV máx.: **3000** mm

VIDRIO HOJA

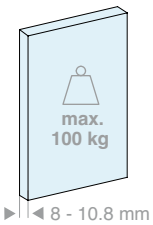

VIDRIO HOJA

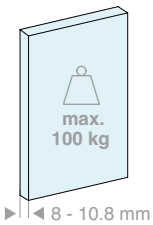

Kit formado por:

Art.	Descripción	Cant.
LM21.200	Riel fijación de techo	1 Ud.
LM0075C.200	Cubierta para riel	2 Uds.
LM75044TP33	Tapa de acabado	2 Uds.
CERPOS170ALL	Pinza	2 Uds.
057.3114.071	Carro con tornillo y tuerca	2 Uds.
057.3073.072	Stop con tope	2 Uds.
LMGF	Guía inferior	1 Ud.
Opcional		
042.3102.072	Amortiguador Softbreak 20-60 kg	1 Ud.
042.3102.071	Amortiguador Softbreak 61-100 kg	1 Ud.

Kit formado por:

Art.	Descripción	Cant.
LM21.300	Riel fijación de techo	1 Ud.
LM0075C.300	Cubierta para riel	2 Uds.
LM75044TP33	Tapa de acabado	2 Uds.
CERPOS170ALL	Pinza	2 Uds.
057.3114.071	Carro con tornillo y tuerca	2 Uds.
057.3073.072	Stop con tope	2 Uds.
LMGF	Guía inferior	1 Ud.
Opcional		
042.3102.072	Amortiguador Softbreak 20-60 kg	1 Ud.
042.3102.071	Amortiguador Softbreak 61-100 kg	1 Ud.

Art.	LV máx.:	Cant.
LMV7511.200	**920** mm	1 Ud.

Art.	LV máx.:	Cant.
LMV7511.300	**1420** mm	1 Ud.

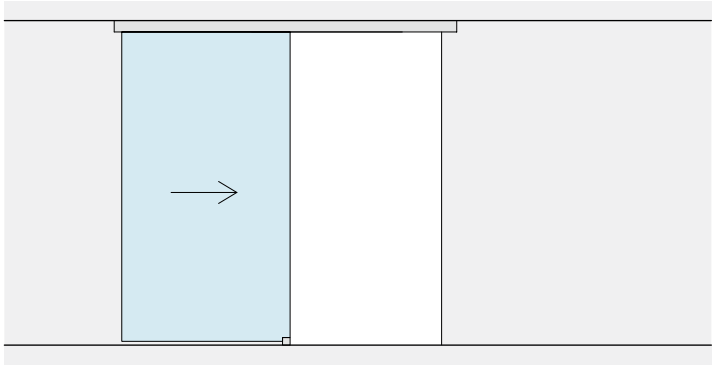

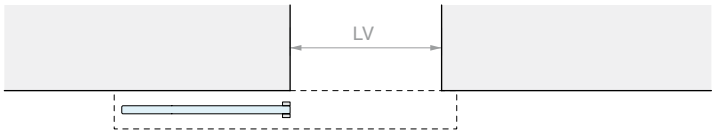

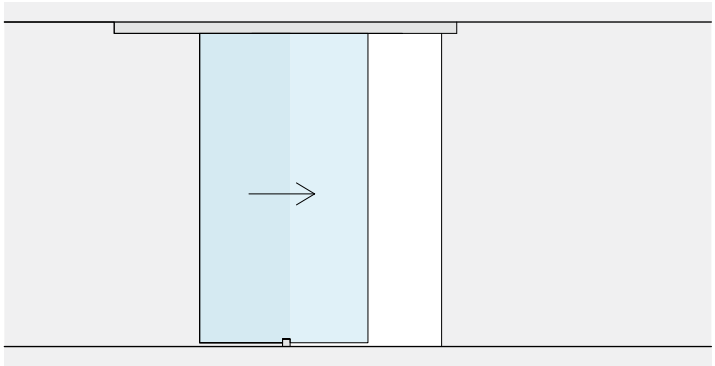

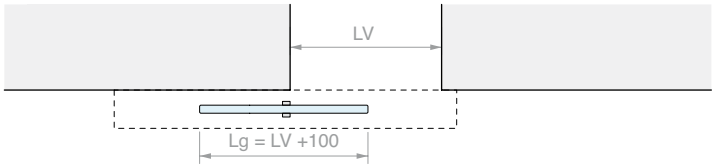

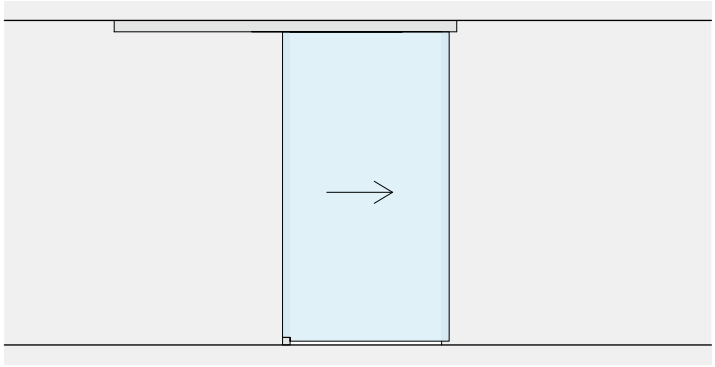

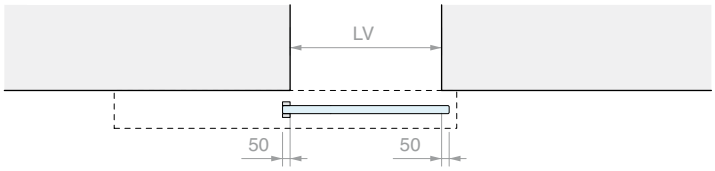

MECANIZADO EN EL VIDRIO PARA CERPOS170

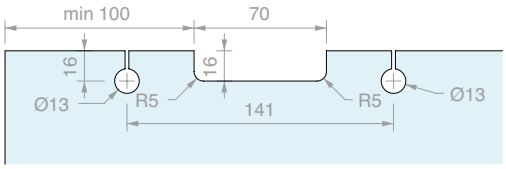



KIT CORREDERA FIJACIÓN DE TECHO
HOJA INDIVIDUAL CON CUBIERTA ALTA

Material: Aluminio
Acabado: /6 /88 /97

SIN ORIFICIOS EN EL VIDRIO

MEDIDAS DEL VANO

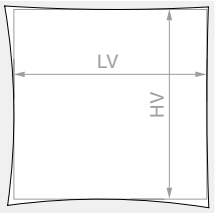

HV máx.: **3000** mm

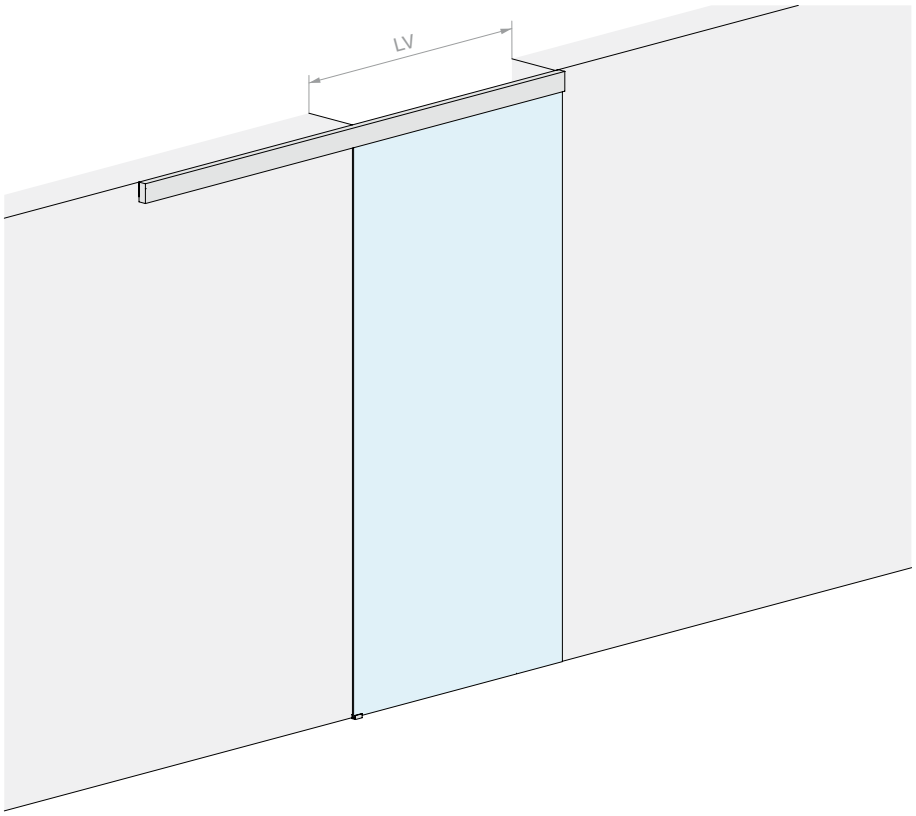

VIDRIO HOJA

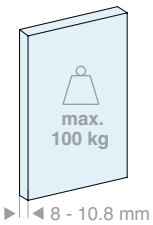

VIDRIO HOJA

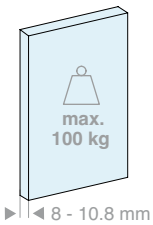

Kit formado por:

Art.	Descripción	Cant.
LM21.200	Riel fijación de techo	1 Ud.
LM0100C.200	Cubierta para riel	2 Uds.
LM10044TP33	Tapa de acabado	2 Uds.
CERPOS514	Pinza	2 Uds.
CARVIT8x40-A2	Carro con tornillo y perno	2 Uds.
057.3073.072	Stop con tope	2 Uds.
LMGF	Guía inferior	1 Ud.
Opcional		
042.3102.072	Amortiguador Softbreak 20-60 kg	1 Ud.
042.3102.071	Amortiguador Softbreak 61-100 kg	1 Ud.

Kit formado por:

Art.	Descripción	Cant.
LM21.300	Riel fijación de techo	1 Ud.
LM0100C.300	Cubierta para riel	2 Uds.
LM10044TP33	Tapa de acabado	2 Uds.
CERPOS514	Pinza	2 Uds.
CARVIT8x40-A2	Carro con tornillo y perno	2 Uds.
057.3073.072	Stop con tope	2 Uds.
LMGF	Guía inferior	1 Ud.
Opcional		
042.3102.072	Amortiguador Softbreak 20-60 kg	1 Ud.
042.3102.071	Amortiguador Softbreak 61-100 kg	1 Ud.

Art.	LV máx.:	Cant.
LMV10011.200	**920** mm	1 Ud.

Art.	LV máx.:	Cant.
LMV10011.300	**1420** mm	1 Ud.

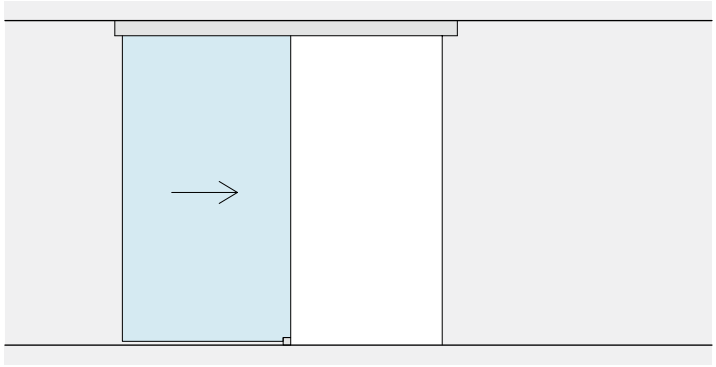

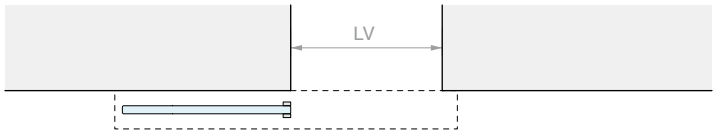
LV

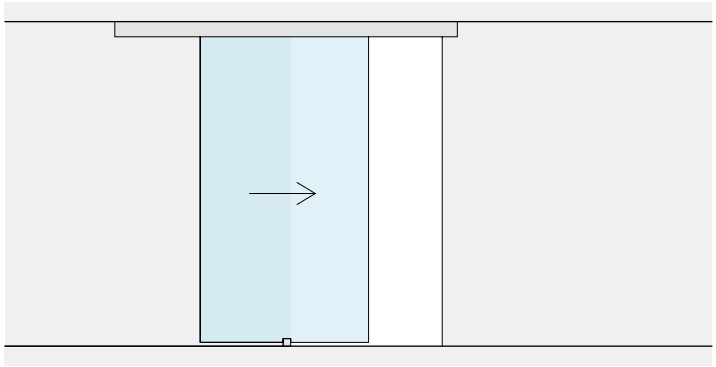

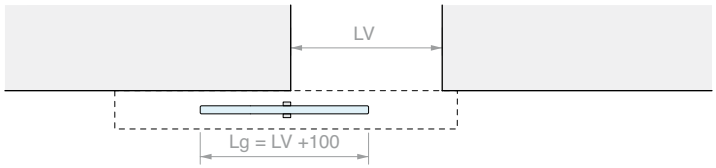
LV
Lg = LV +100

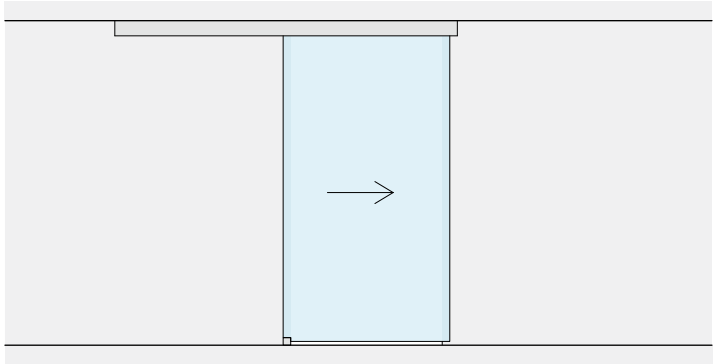

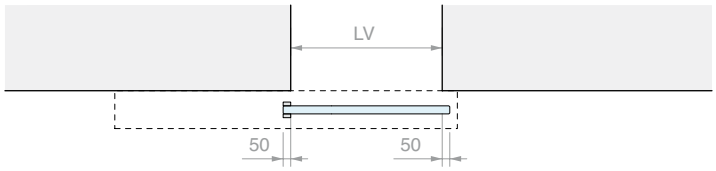
LV
50
50


45
100
18-20
Hg = HV - 77
HV
10
±3

KIT CORREDERA FIJACIÓN DE TECHO HOJA DOBLE CON PINZAS A VISTA

Material: Aluminio
Acabado: /6 /88 /97

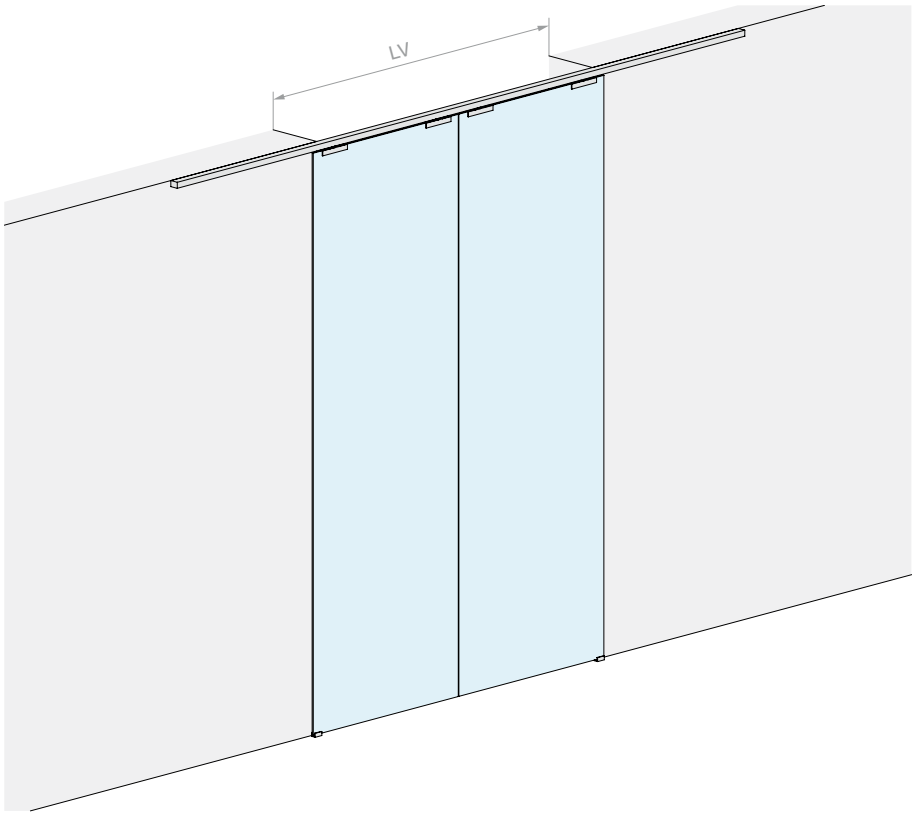

MEDIDAS DEL VANO

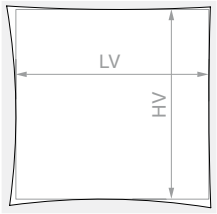

HV máx.: **3000** mm

VIDRIO HOJA

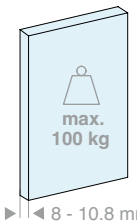

8 - 10.8 mm

Kit formado por:

Art.	Descripción	Cant.
LM21.400	Riel fijación de techo	1 Ud.
LM3120.400	Cubierta para riel	2 Uds.
LM31044TP32	Tapa de acabado	2 Uds.
CERPOS170COV	Pinza	4 Uds.
057.3114.071	Carro con tornillo y tuerca	4 Uds.
057.3073.072	Stop con tope	4 Uds.
LMGF	Guía inferior	2 Uds.
Opcional		
042.3102.072	Amortiguador Softbreak 20-60 kg	2 Uds.
042.3102.071	Amortiguador Softbreak 61-100 kg	2 Uds.

Art.	LV máx.:	Cant.
LMV3111C.400	**1940** mm	1 Ud.

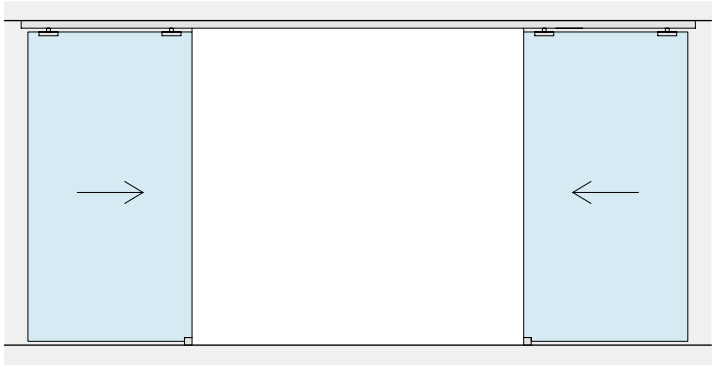

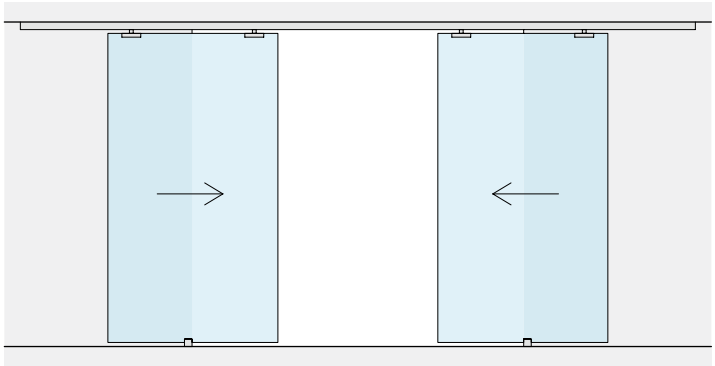

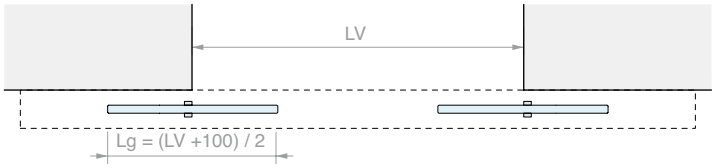

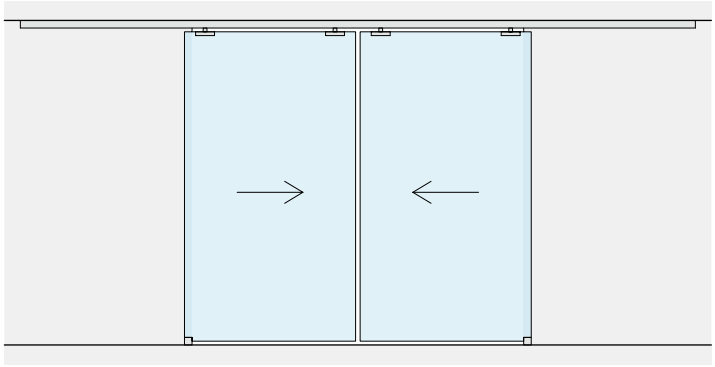

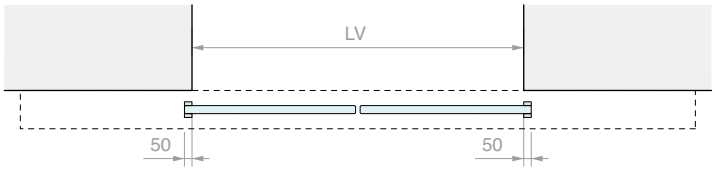

MECANIZADO EN EL VIDRIO PARA CERPOS170

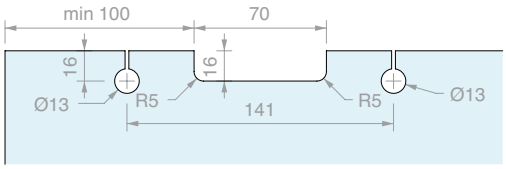



KIT CORREDERA FIJACIÓN DE TECHO
DOBLE HOJA SINCRONIZADA CON CUBIERTA BAJA

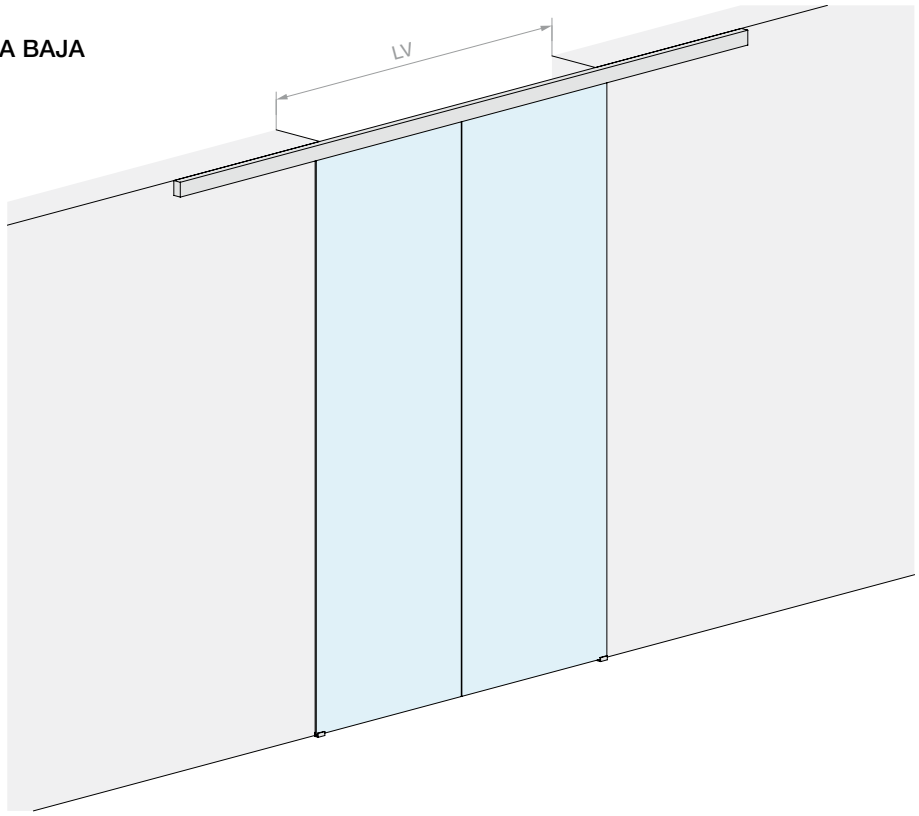

Material: Aluminio
Acabado: /6 /88 /97

MEDIDAS DEL VANO

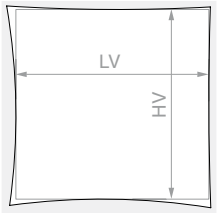

HV máx.: **3000** mm

VIDRIO HOJA

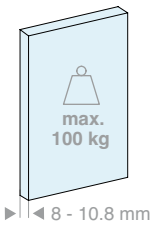

Kit formado por:

Art.	Descripción	Cant.
LM21.400	Riel fijación de techo	1 Ud.
LM0075C.400	Cubierta para riel	2 Uds.
LM75042TP33	Tapa de acabado	2 Uds.
CERPOS170ALL	Pinza	2 Uds.
CERPOS170SYNC	Pinza para sincronismo	2 Uds.
057.3114.071	Carro con tornillo y tuerca	4 Uds.
057.3073.071	Stop sin tope	4 Uds.
LMGF	Guía inferior	2 Uds.
LMSIN-2AC170	Kit de sincronismo	1 Ud.
Opcional		
042.3102.072	Amortiguador Softbreak 20-60 kg	2 Uds.
042.3102.071	Amortiguador Softbreak 61-100 kg	2 Uds.

Art.	LV máx.:	Cant.
LMV7511C.400	**1900** mm	1 Ud.

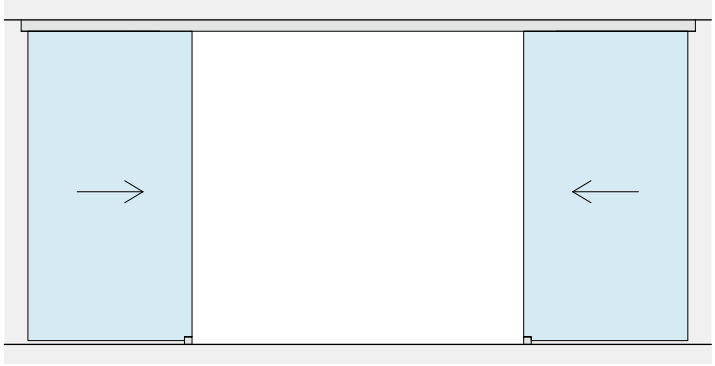

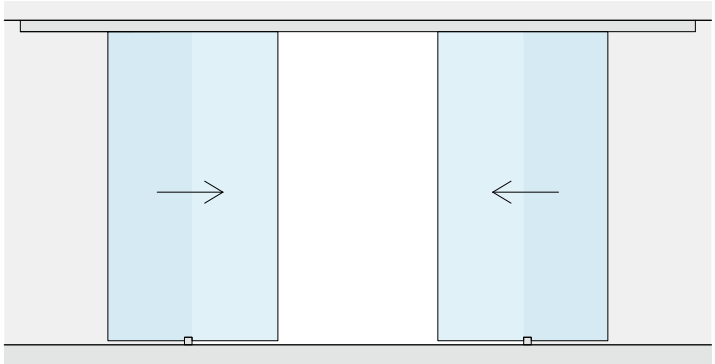

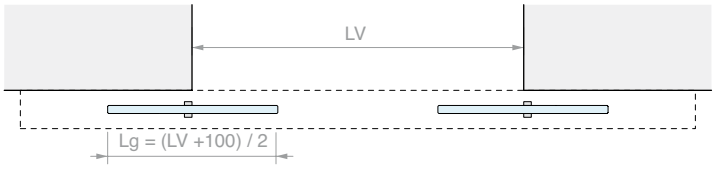

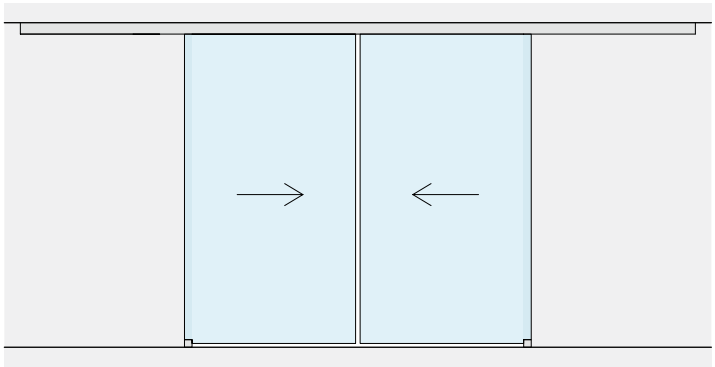

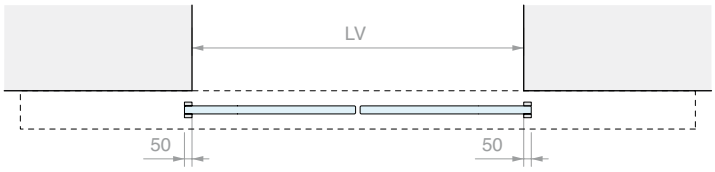

MECANIZADO EN EL VIDRIO PARA CERPOS170

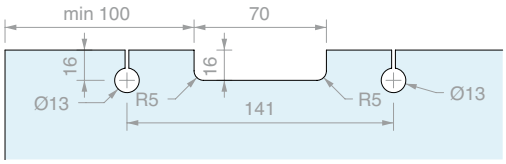

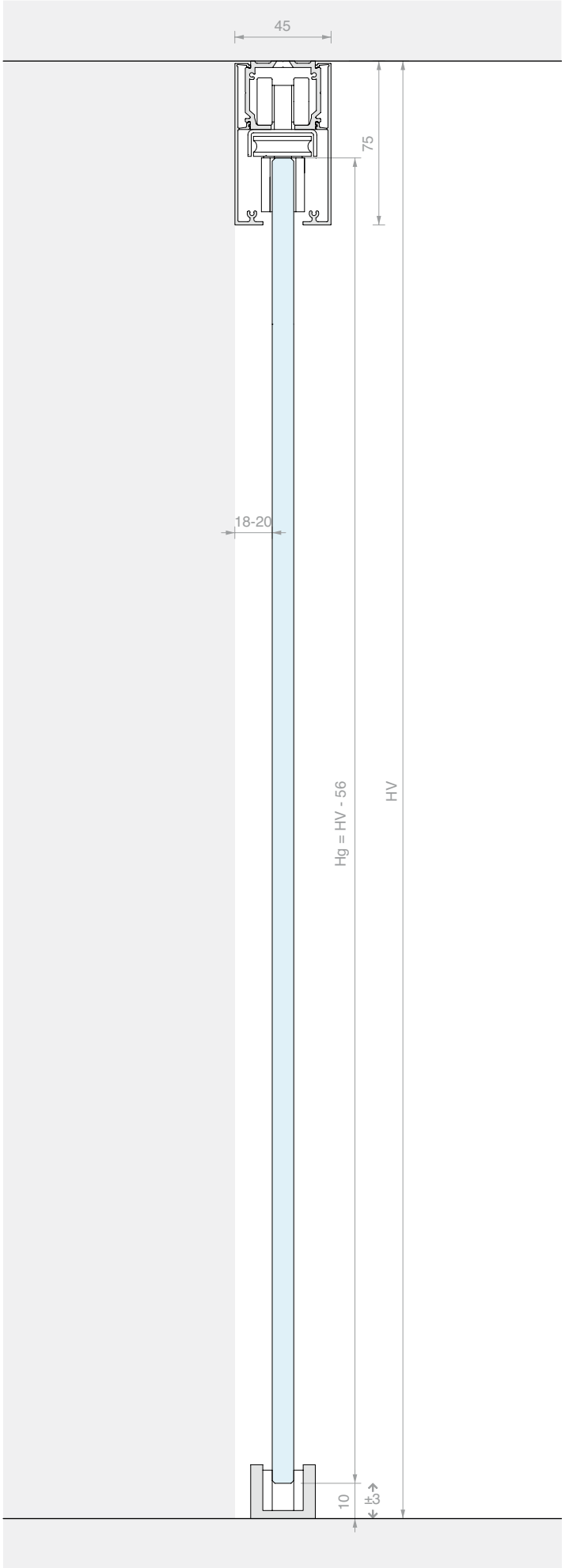

KIT CORREDERA FIJACIÓN DE TECHO
DOBLE HOJA SINCRONIZADA CON CUBIERTA ALTA

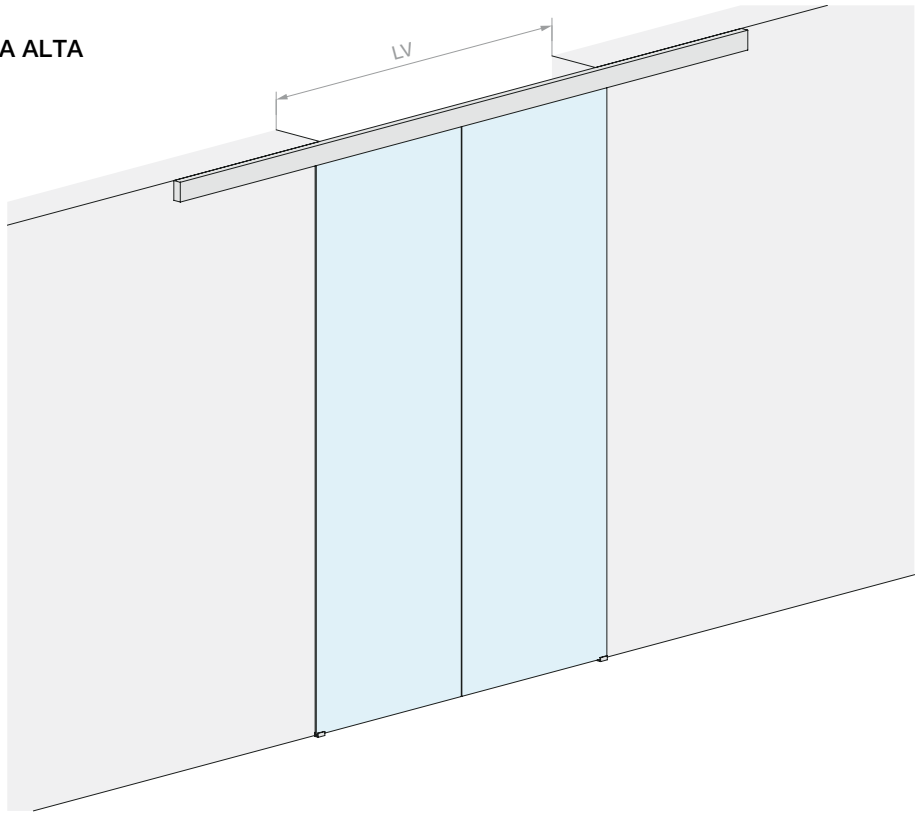

Material: Aluminio
Acabado: /6 /88 /97



MEDIDAS DEL VANO

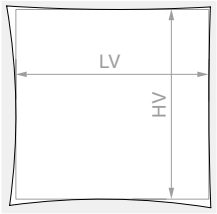

HV máx.: **3000** mm

VIDRIO HOJA

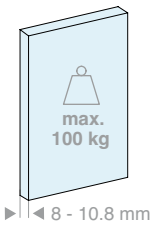

Kit formado por:

Art.	Descripción	Cant.
LM21.400	Riel fijación de techo	1 Ud.
LM0100C.400	Cubierta para riel	2 Uds.
LM10044TP33	Tapa de acabado	2 Uds.
CERPOS514	Pinza	2 Uds.
CERPOS514-C	Pinza para sincronismo	2 Uds.
CARVIT8X40-A2	Carro con tornillo y tuerca	4 Uds.
057.3073.071	Stop sin tope	4 Uds.
LMGF	Guía inferior	2 Uds.
LMSIN-2AC500	Kit de sincronismo	1 Ud.
Opcional		
042.3102.072	Amortiguador Softbreak 20-60 kg	2 Uds.
042.3102.071	Amortiguador Softbreak 61-100 kg	2 Uds.

Art.	LV máx.:	Cant.
LMV10011C.400	**1940** mm	1 Ud.

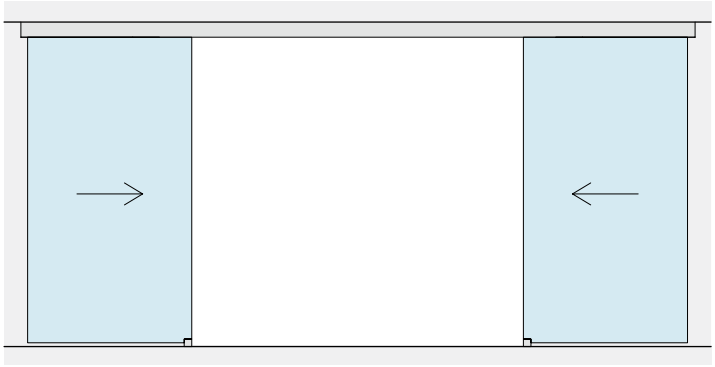

LV

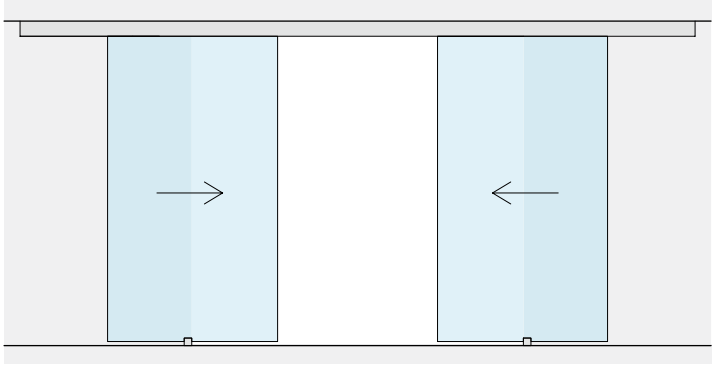

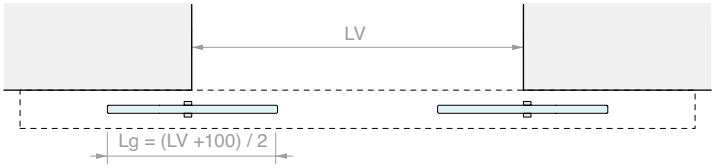
LV
Lg = (LV +100) / 2

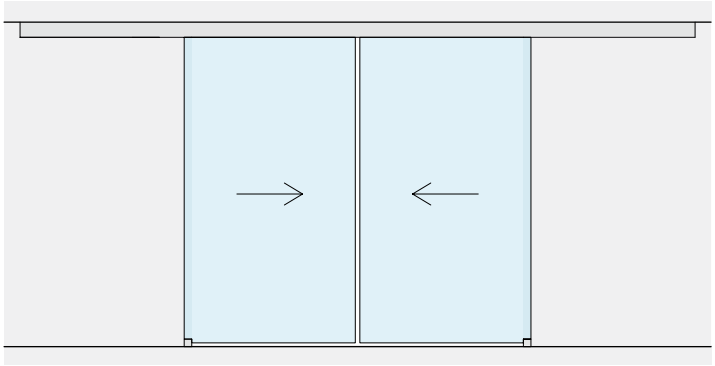

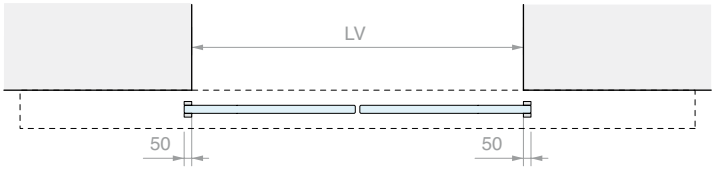
LV
50
50


45
100
18-20
Hg = HV - 77
HV
10
±3

KIT CORREDERA FIJACIÓN DE TECHO
HOJA INDIVIDUAL Y VIDRIO FIJO CON CUBIERTA BAJA

Material: Aluminio
Acabado: /6 /88 /97

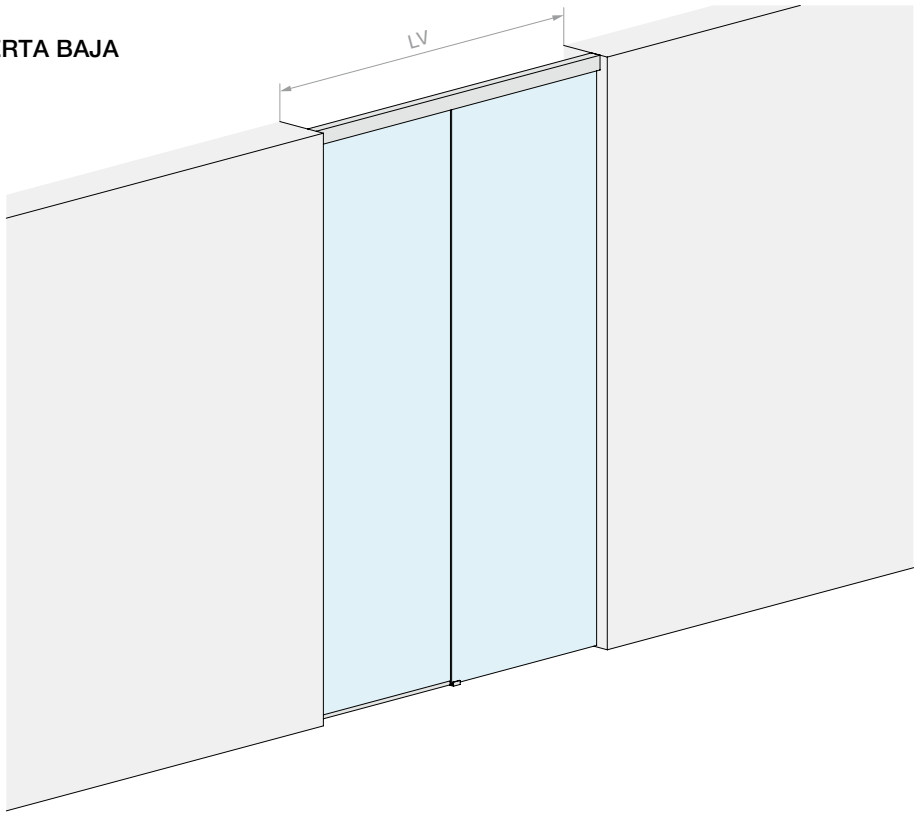

MEDIDAS DEL VANO

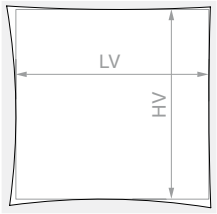

HV máx.: **3000** mm

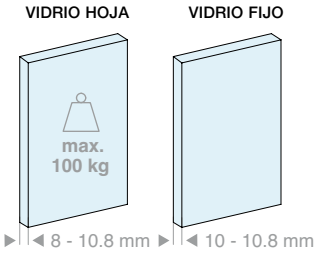

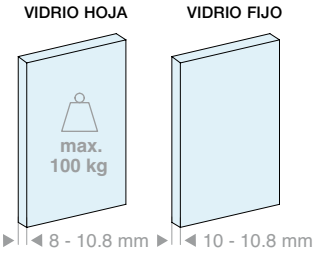

Kit formado por:

Art.	Descripción	Cant.
LM21.200	Riel fijación de techo	1 Ud.
LM26075.200	Perfil vidrio fijo	1 Ud.
LM0075C.200	Cubierta para riel	1 Ud.
LMC13.100	Perfil de acabado	1 Ud.
LMU20.150	Perfil en «U»	1 Ud.
LMU20.300	Perfil en «U»	1 Ud.
LMU20TP	Tapa de acabado	1 Ud.
GTUP2	Junta junquillo	5 m
CERPOS170ALL	Pinza	2 Uds.
057.3114.071	Carro con tornillo y tuerca	2 Uds.
057.3073.072	Stop con tope	2 Uds.
LMGF	Guía inferior	1 Ud.

Opcional

042.3102.072	Amortiguador Softbreak 20-60 kg	1 Ud.
042.3102.071	Amortiguador Softbreak 61-100 kg	1 Ud.

Art.	LV máx.:	Cant.
LMV7511F.200	**2000** mm	1 Ud.

Kit formado por:

Art.	Descripción	Cant.
LM21.300	Riel fijación de techo	1 Ud.
LM26075.300	Perfil vidrio fijo	1 Ud.
LM0075C.300	Cubierta para riel	1 Ud.
LMC13.200	Perfil de acabado	1 Ud.
LMU20.300	Perfil en «U»	2 Uds.
LMU20TP	Tapa de acabado	1 Ud.
GTUP2	Junta junquillo	6 m
CERPOS170ALL	Pinza	2 Uds.
057.3114.071	Carro con tornillo y tuerca	2 Uds.
057.3073.072	Stop con tope	2 Uds.
LMGF	Guía inferior	1 Ud.

Opcional

042.3102.072	Amortiguador Softbreak 20-60 kg	1 Ud.
042.3102.071	Amortiguador Softbreak 61-100 kg	1 Ud.

Art.	LV máx.:	Cant.
LMV7511F.300	**3000** mm	1 Ud.

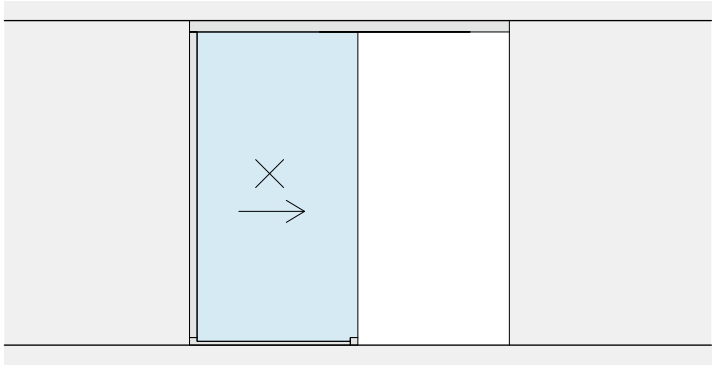

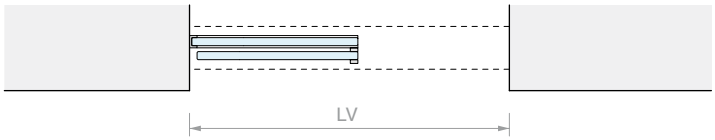

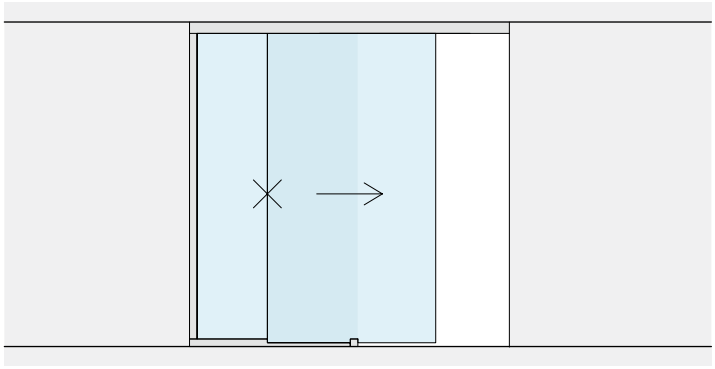

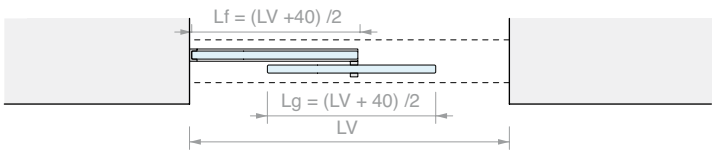

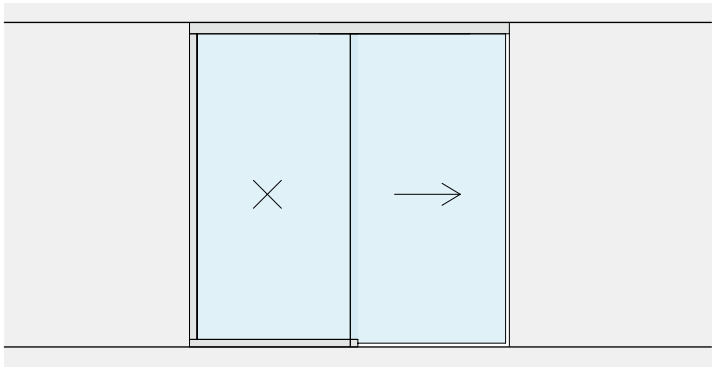

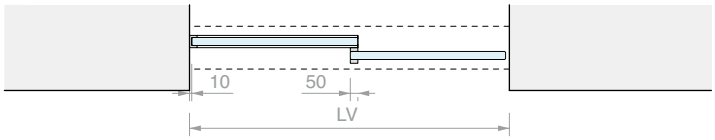

MECANIZADO EN EL VIDRIO PARA CERPOS170

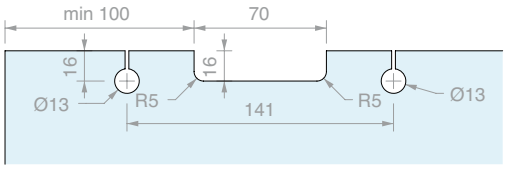

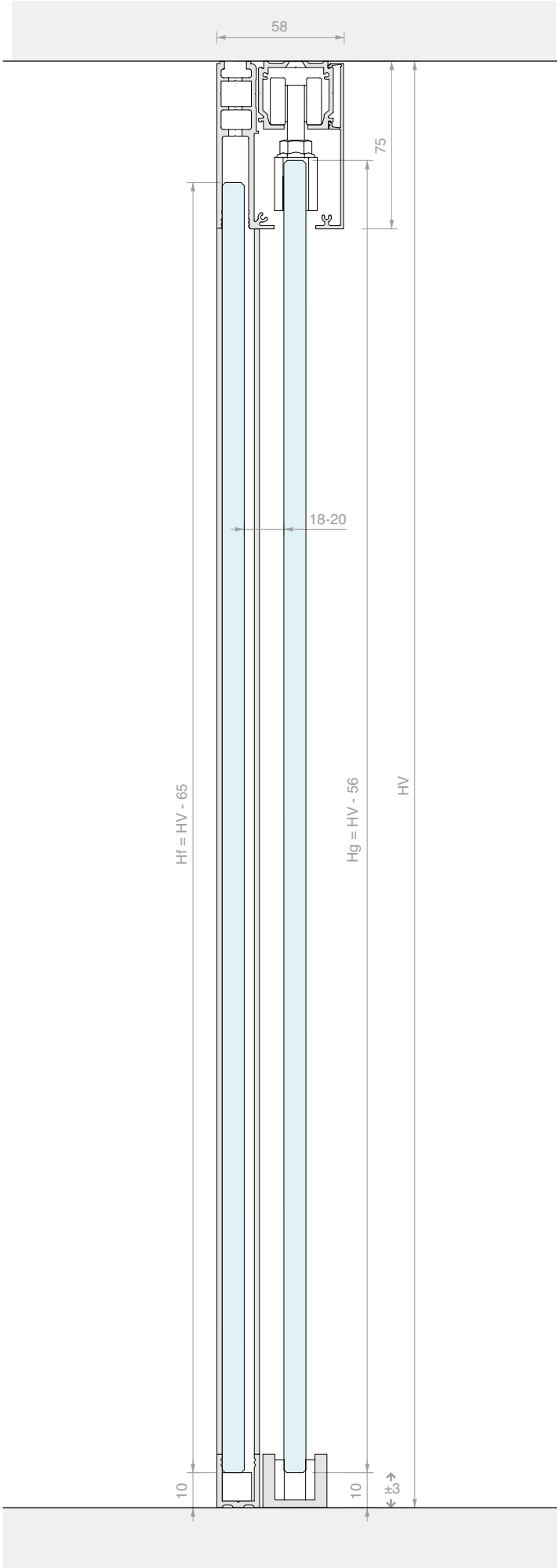

KIT CORREDERA FIJACIÓN DE TECHO
HOJA INDIVIDUAL Y VIDRIO FIJO CON CUBIERTA ALTA

Material: Aluminio
Acabado: /6 /88 /97

SIN ORIFICIOS EN EL VIDRIO

MEDIDAS DEL VANO

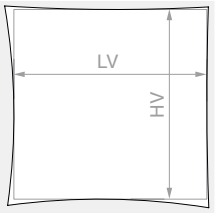

HV máx.: **3000** mm

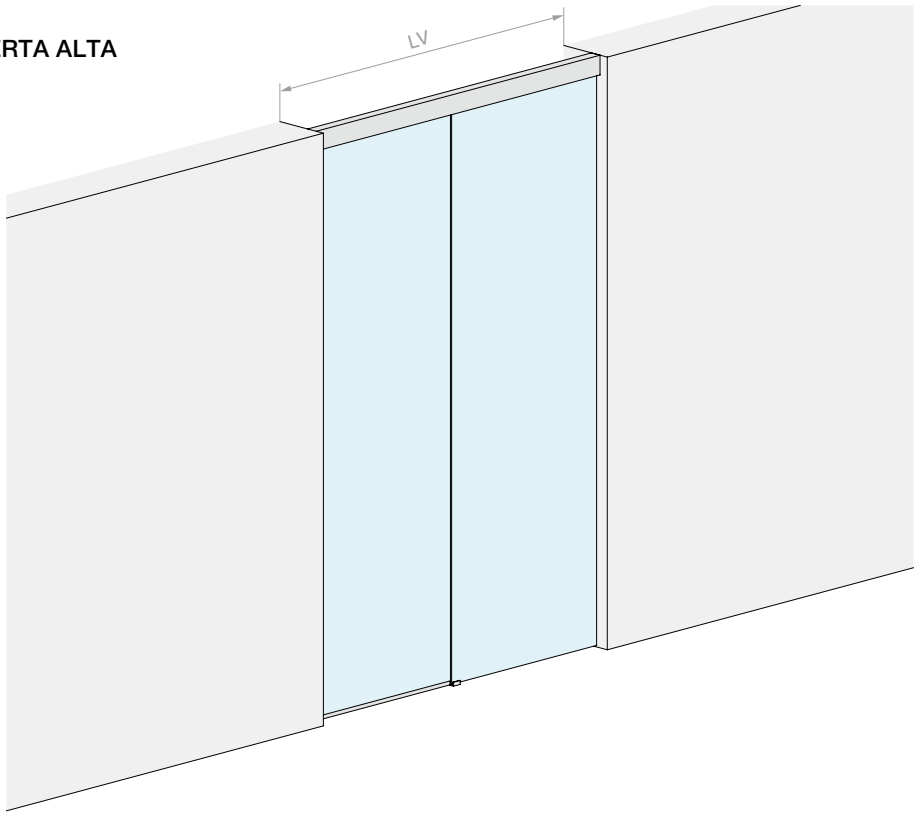

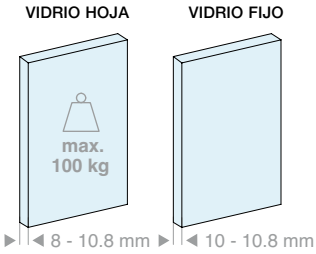

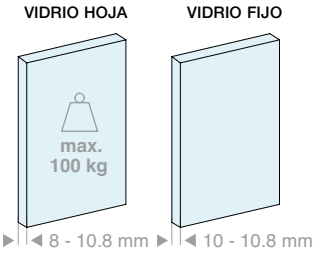

Kit formado por:

Art.	Descripción	Cant.
LM21.200	Riel fijación de techo	1 Ud.
LM26100.200	Perfil vidrio fijo	1 Ud.
LM0100C.200	Cubierta para riel	1 Ud.
LMC13.100	Perfil de acabado	1 Ud.
LMU20.150	Perfil en «U»	1 Ud.
LMU20.300	Perfil en «U»	1 Ud.
LMU20TP	Tapa de acabado	1 Ud.
GTUP2	Junta junquillo	5 m
CERPOS514	Pinza	2 Uds.
CARVIT8X40-A2	Carro con tornillo y tuerca	2 Uds.
057.3073.072	Stop con tope	2 Uds.
LMGF	Guía inferior	1 Ud.

Opcional

042.3102.072	Amortiguador Softbreak 20-60 kg	1 Ud.
042.3102.071	Amortiguador Softbreak 61-100 kg	1 Ud.

Art.	LV máx.:	Cant.
LMV10011F.200	**2000** mm	1 Ud.

Kit formado por:

Art.	Descripción	Cant.
LM21.300	Riel fijación de techo	1 Ud.
LM26100.300	Perfil vidrio fijo	1 Ud.
LM0100C.300	Cubierta para riel	1 Ud.
LMC13.200	Perfil de acabado	1 Ud.
LMU20.300	Perfil en «U»	2 Uds.
LMU20TP	Tapa de acabado	1 Ud.
GTUP2	Junta junquillo	6 m
CERPOS514	Pinza	2 Uds.
CARVIT8X40-A2	Carro con tornillo y tuerca	2 Uds.
057.3073.072	Stop con tope	2 Uds.
LMGF	Guía inferior	1 Ud.

Opcional

042.3102.072	Amortiguador Softbreak 20-60 kg	1 Ud.
042.3102.071	Amortiguador Softbreak 61-100 kg	1 Ud.

Art.	LV máx.:	Cant.
LMV10011F.300	**3000** mm	1 Ud.

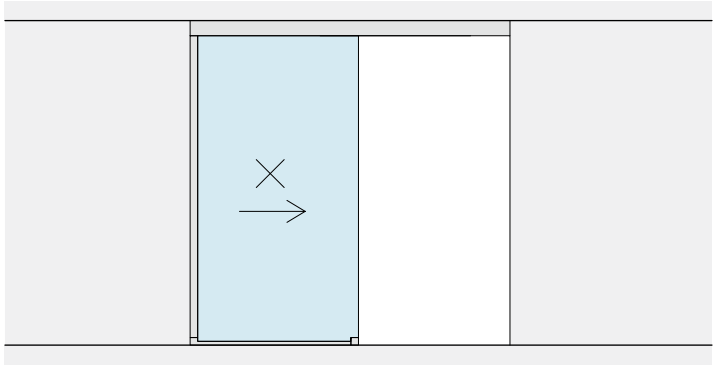

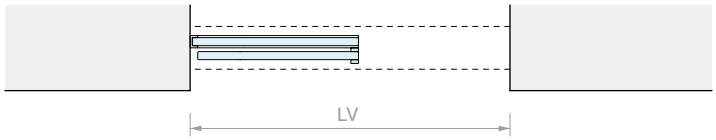
LV

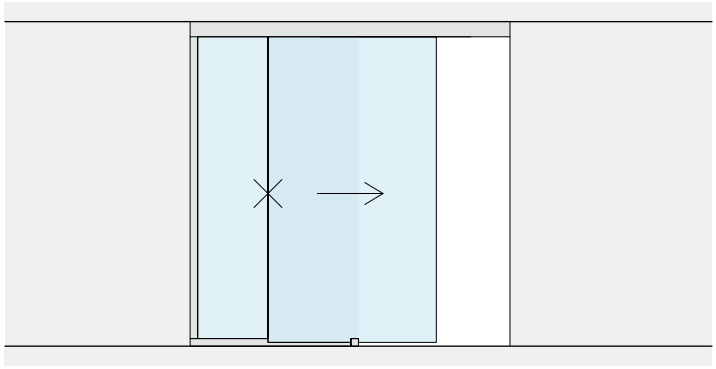

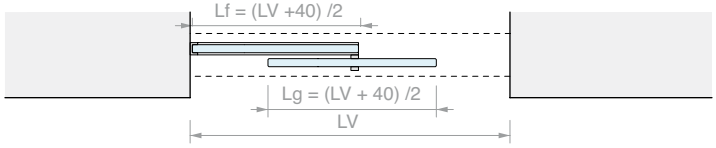
Lf = (LV +40) /2
Lg = (LV + 40) /2
LV

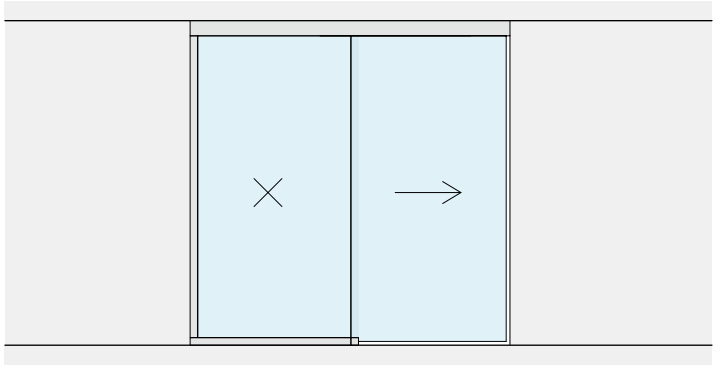

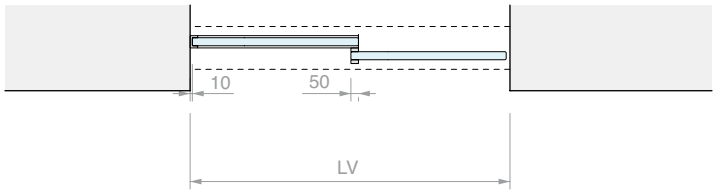
10
50
LV

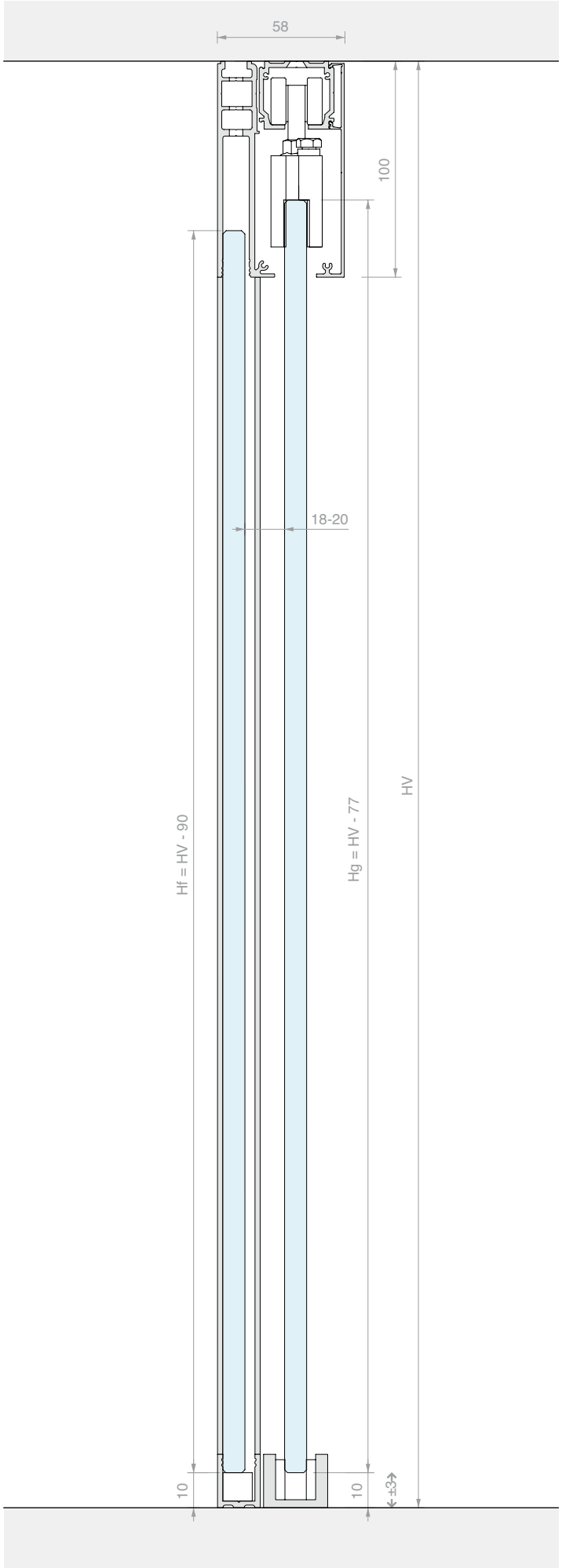
58
100
18-20
Hf = HV - 90
Hg = HV - 77
HV
10
10
±3

KIT CORREDERA FIJACIÓN DE TECHO
HOJA DOBLE SINCRONIZADA Y DOBLE VIDRIO FIJO

Material: Aluminio

Acabado: /6 /88 /97

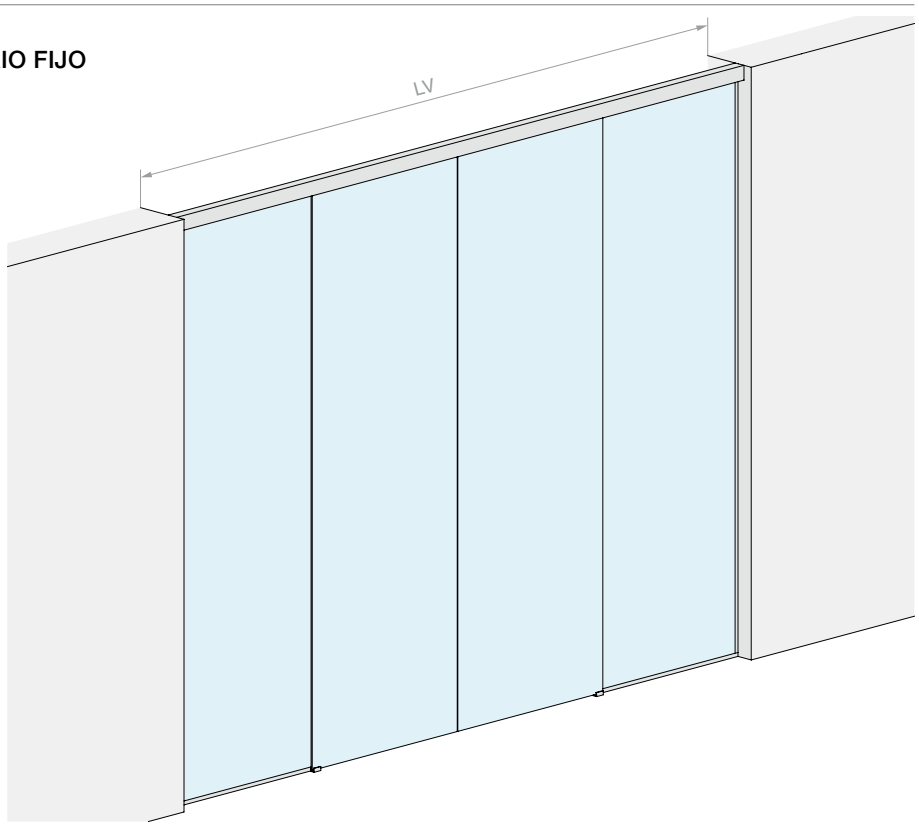

MEDIDAS DEL VANO

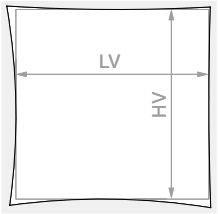

HV máx.: **3000** mm

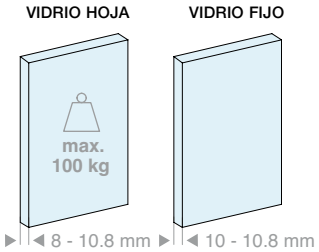

Kit formado por:

Art.	Descripción	Cant.
LM21.400	Riel fijación de techo	1 Ud.
LM26075.400	Perfil vidrio fijo	1 Ud.
LM0075C.400	Cubierta para riel	1 Ud.
LMC13.200	Perfil de acabado	1 Ud.
LMU20.300	Perfil en «U»	3 Uds.
LMU20TP	Tapa de acabado	2 Uds.
GTUP2	Junta junquillo	10 m
CERPOS170ALL	Pinza	2 Uds.
CERPOS170SYNC	Pinza para sincronismo	2 Uds.
057.3114.071	Carro con tornillo y tuerca	4 Uds.
057.3073.071	Stop sin tope	4 Uds.
LMGF	Guía inferior	2 Uds.
LMSIN-2AC170	Kit de sincronismo	1 Ud.

Opcional

042.3102.072	Amortiguador Softbreak 20-60 kg	2 Uds.
042.3102.071	Amortiguador Softbreak 61-100 kg	2 Uds.

Art.	LV máx.:	Cant.
LMV7511CF.400	**4000** mm	1 Ud.

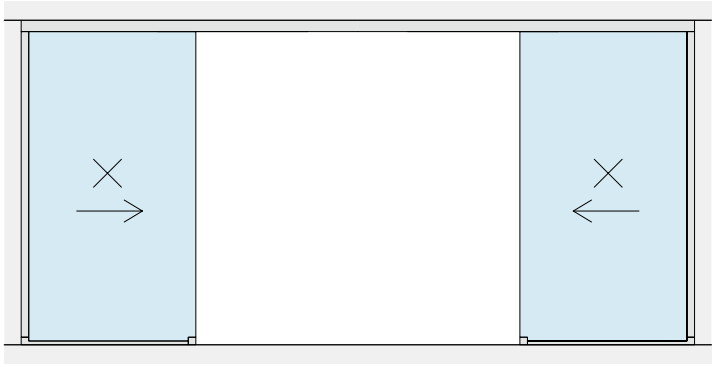

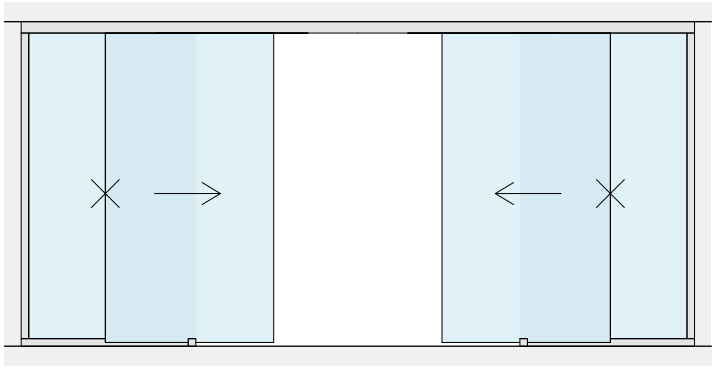

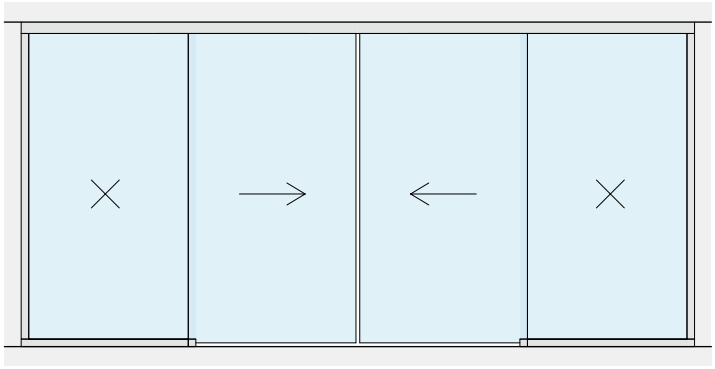

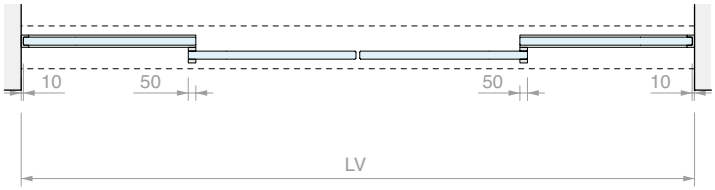

MECANIZADO EN EL VIDRIO PARA CERPOS170

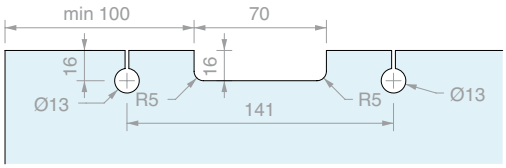

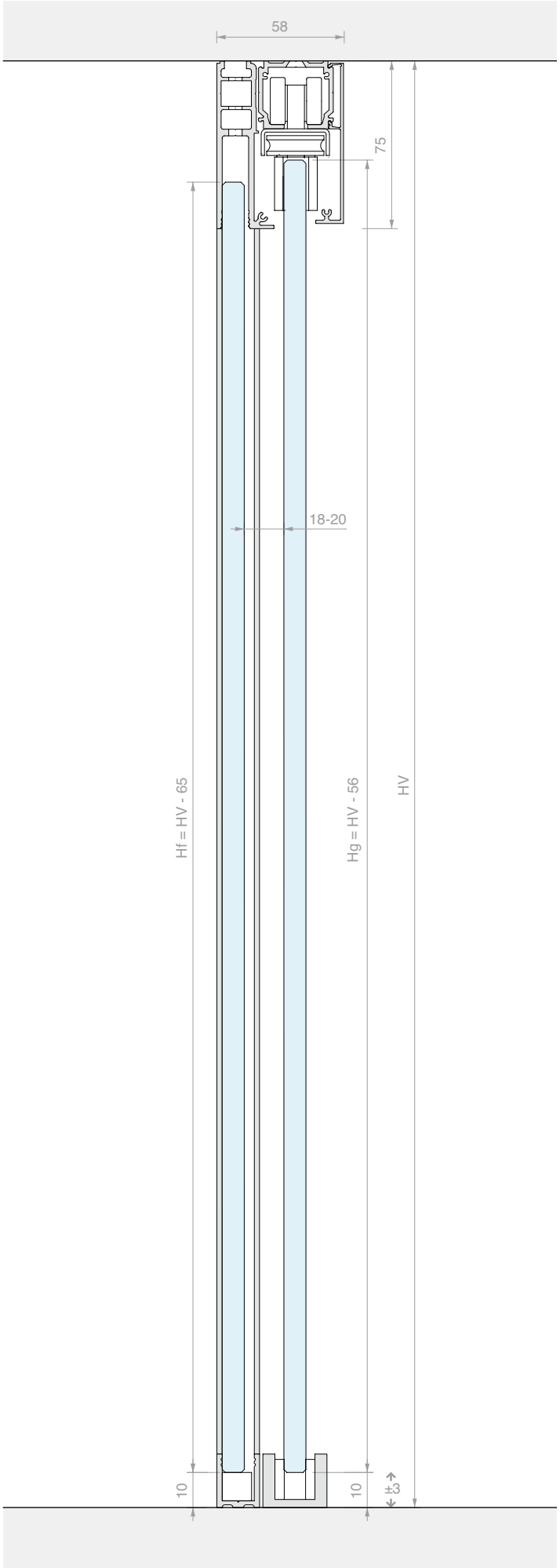

KIT CORREDERA FIJACIÓN DE TECHO
DOBLE HOJA SINCRONIZADA Y DOBLE VIDRIO FIJO CON CUBIERTA ALTA

Material: Aluminio
Acabado: /6 /88 /97



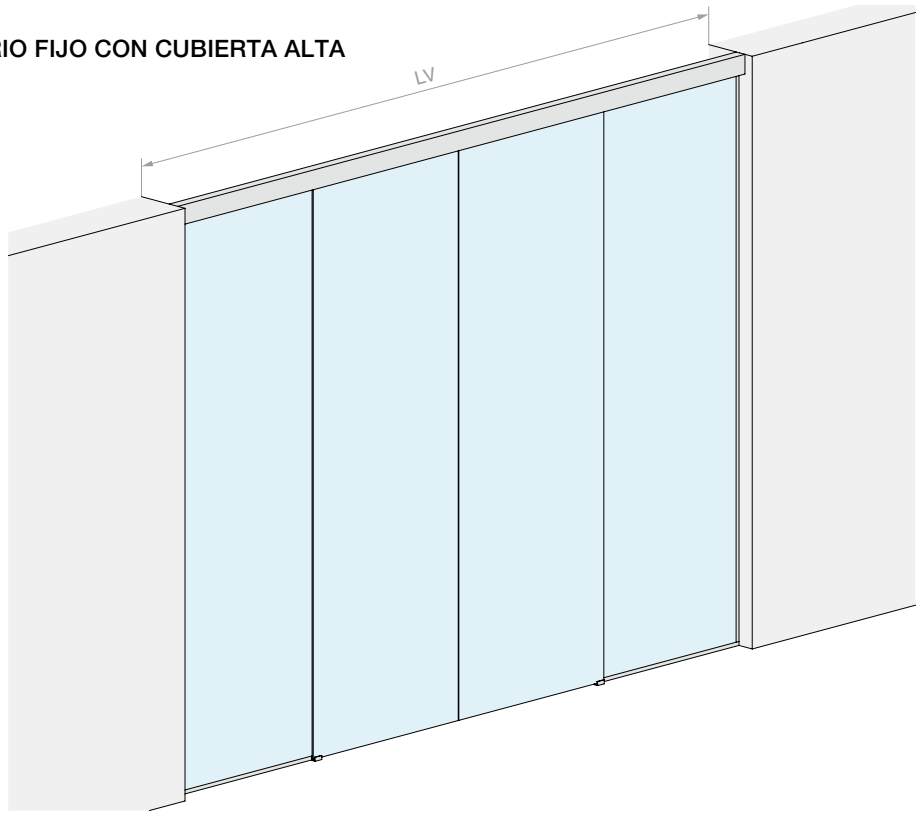

MEDIDAS DEL VANO

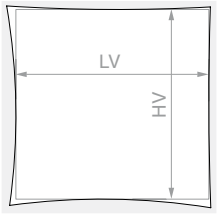

HV máx.: **3000** mm

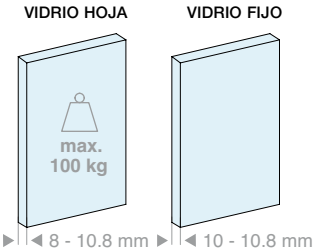

Kit formado por:

Art.	Descripción	Cant.
LM21.400	Riel fijación de techo	1 Ud.
LM26100.400	Perfil vidrio fijo	1 Ud.
LM0100C.400	Cubierta para riel	1 Ud.
LMC13.200	Perfil de acabado	1 Ud.
LMU20.300	Perfil en «U»	3 Uds.
LMU20TP	Tapa de acabado	2 Uds.
GTUP2	Junta junquillo	10 m
CERPOS514	Pinza	2 Uds.
CERPOS514-C	Pinza para sincronismo	2 Uds.
CARVIT8X40-A2	Carro con tornillo y tuerca	4 Uds.
057.3073.071	Stop sin tope	4 Uds.
LMGF	Guía inferior	2 Uds.
LMSIN-2AC500	Kit de sincronismo	1 Ud.

Opcional

042.3102.072	Amortiguador Softbreak 20-60 kg	2 Uds.
042.3102.071	Amortiguador Softbreak 61-100 kg	2 Uds.

Art.	LV máx.:	Cant.
LMV10011CF.400	**4000** mm	1 Ud.

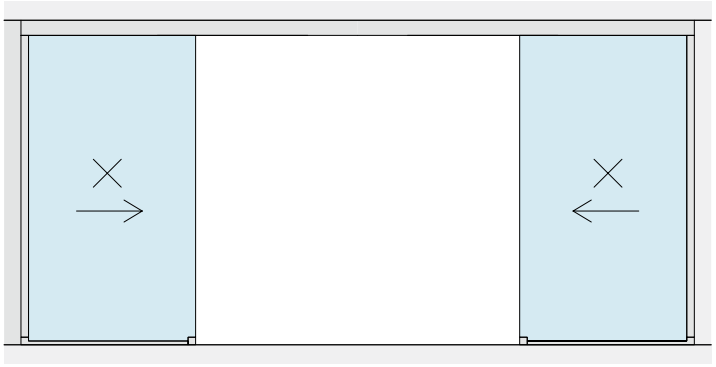

LV

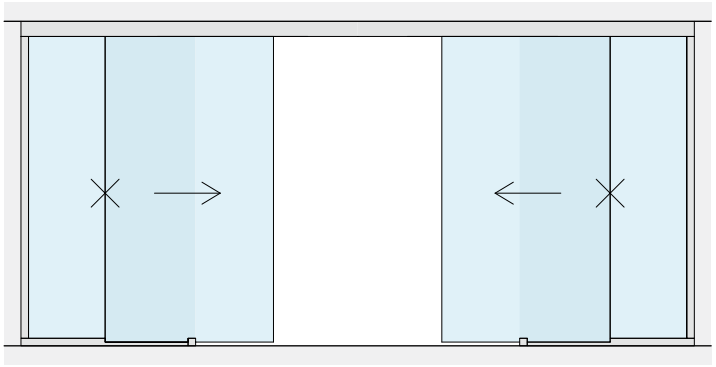

Lf = (LV +80) /4
Lg = (LV + 80) /4
LV

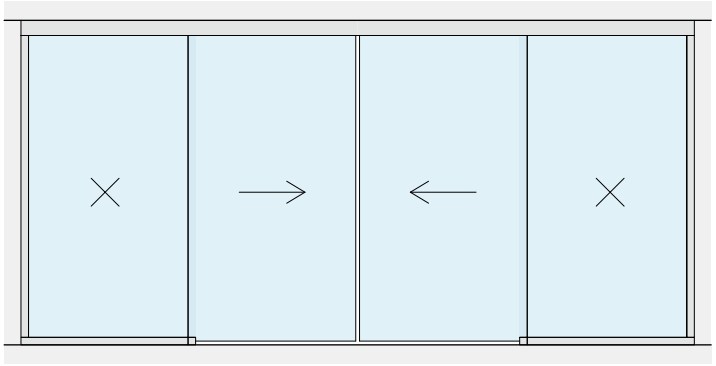

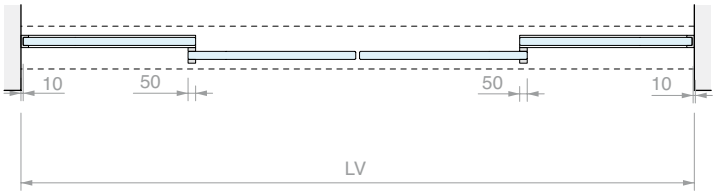
10
50
50
10
LV

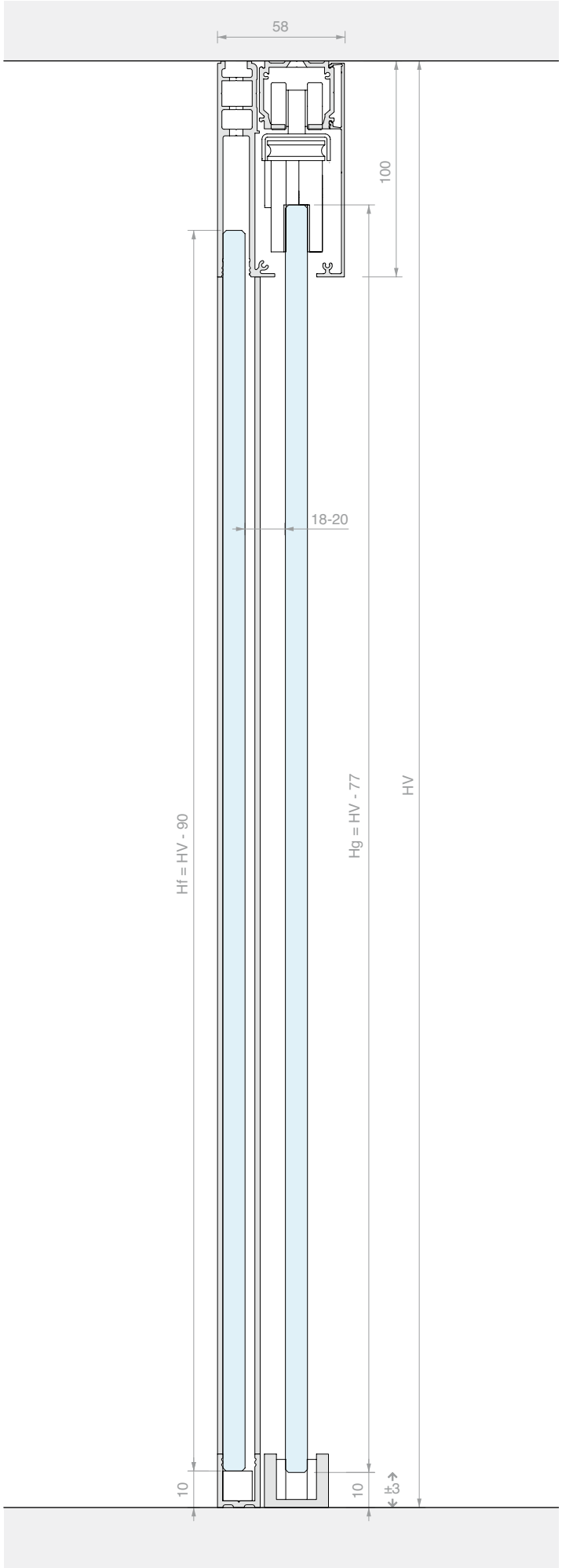
58
100
18-20
Hf = HV - 90
Hg = HV - 77
HV
10
10
±3

KIT CORREDERA FIJACIÓN DE TECHO DOBLE HOJA CON ARRASTRE

Material: Aluminio
Acabado: /6 /88 /97



MEDIDAS DEL VANO

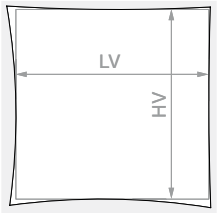

HV máx.: **3000** mm

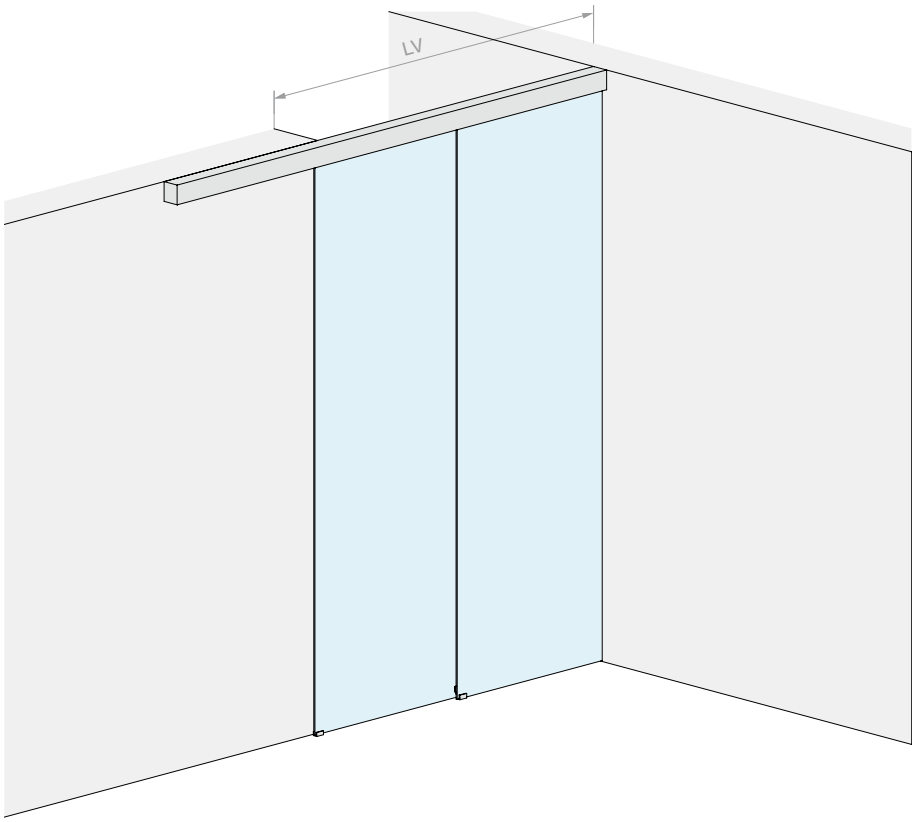

VIDRIO HOJA

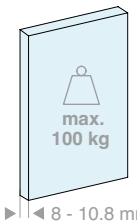

8 - 10.8 mm

Kit formado por:

Art.	Descripción	Cant.
LM2V080.300	Riel 2 vías fijación de techo	1 Ud.
LM0100C.300	Cubierta para riel	2 Uds.
LM10090TP33	Tapa de acabado	2 Uds.
CERPOS514	Pinza	1 Ud.
CERPOS514-C	Pinza para sincronismo	2 Uds.
CERPOS514-T	Pinza para arrastre	1 Ud.
CARVIT8X50-A2	Carro con tornillo y tuerca	4 Uds.
057.3073.072	Stop con tope	2 Uds.
057.3073.071	Stop sin tope	2 Uds.
LMSIN-2AT502	Kit de sincronismo	1 Ud.

Opcional

042.3102.071	Amortiguador Softbreak para hojas de 40-65 kg	1 ó 2 Uds.

Art.	LV máx.:	Cant.
LMV10012.300	**1965** mm	1 Ud.

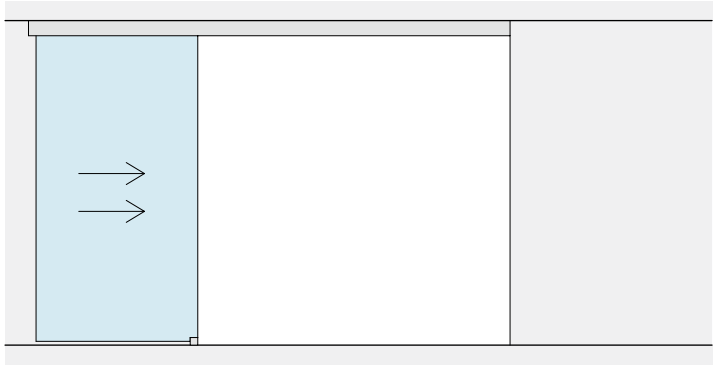

LV

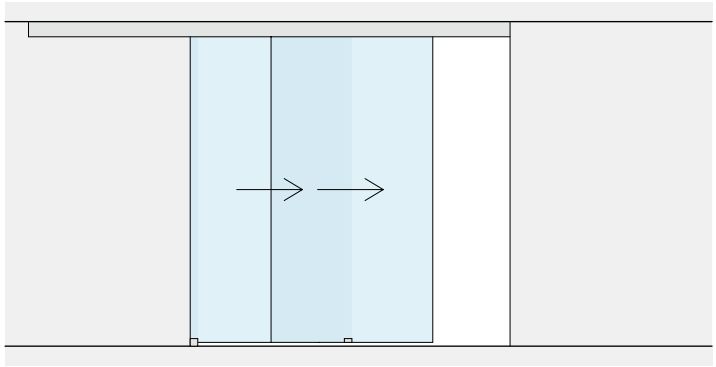

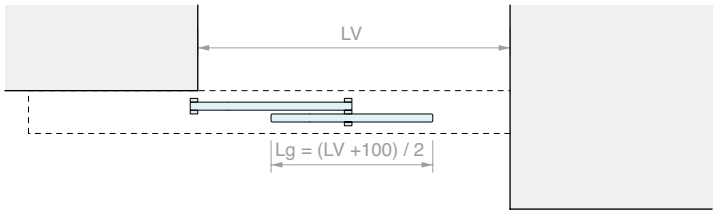
LV
Lg = (LV +100) / 2

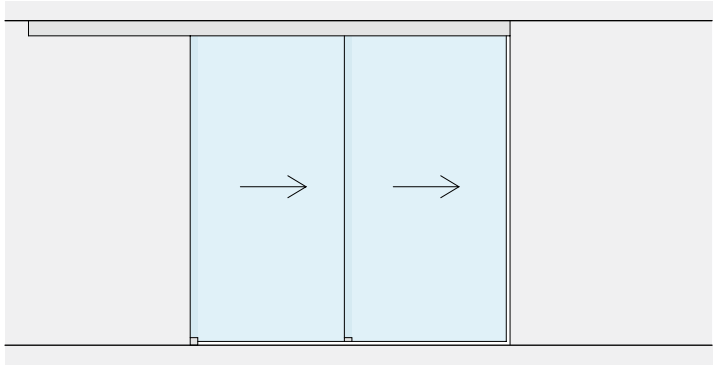

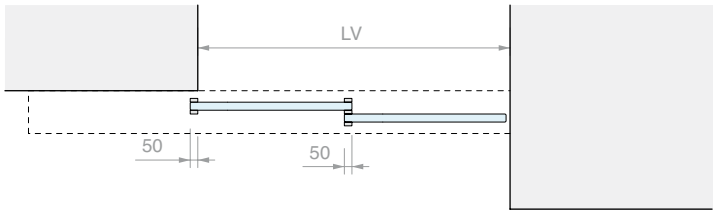
LV
50
50

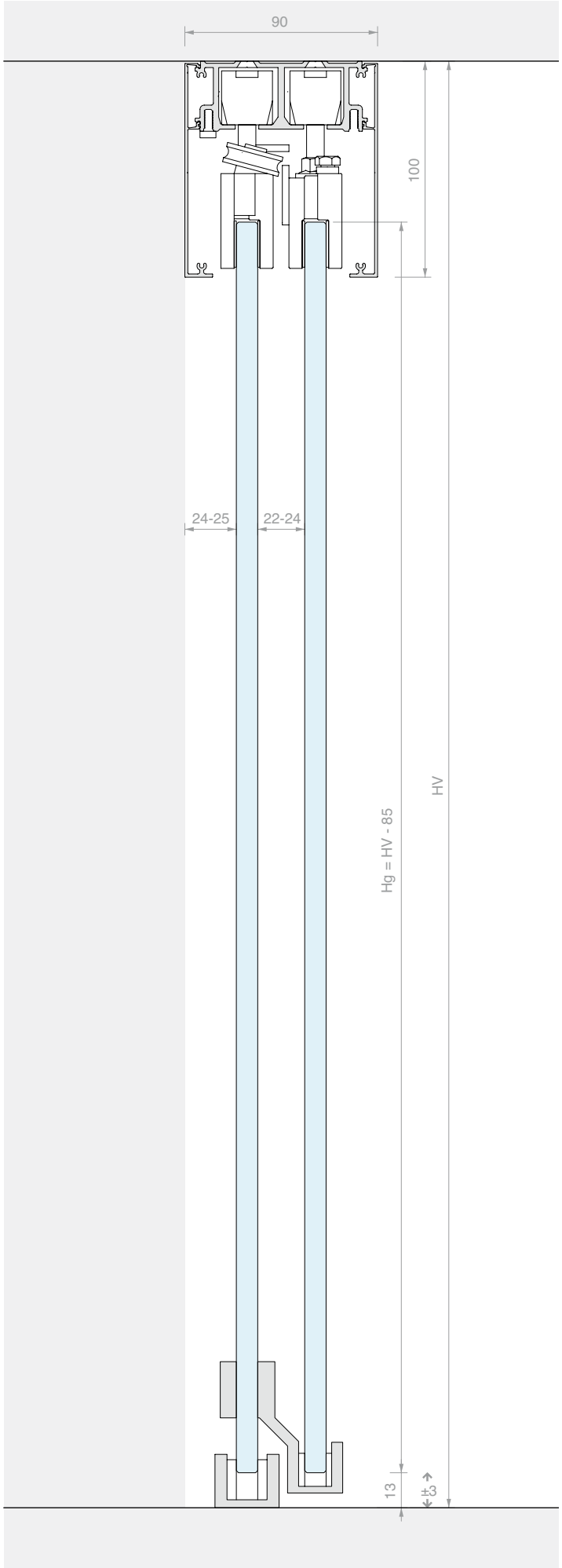
90
100
24-25
22-24
Hg = HV - 85
HV
13
±3

KIT CORREDERA FIJACIÓN DE TECHO
DOBLE HOJA CON ARRASTRE Y VIDRIO FIJO

Material: Aluminio
Acabado: /6 /88 /97



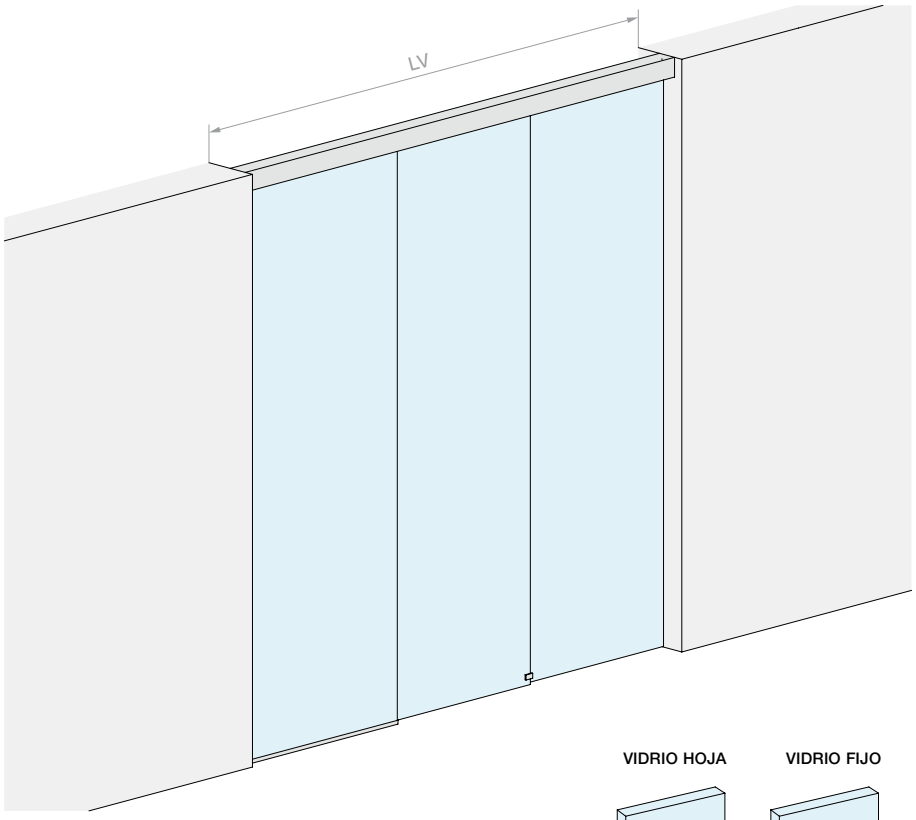

MEDIDAS DEL VANO

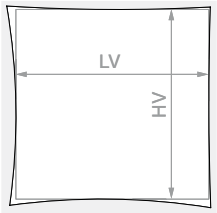

HV máx.: **3000** mm

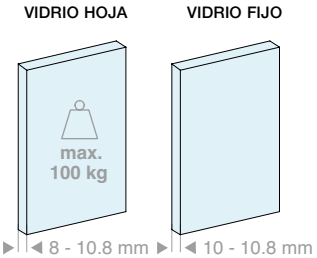

Kit formado por:

Art.	Descripción	Cant.
LM2V080.300	Riel 2 vías fijación de techo	1 Ud.
LM26100.300	Perfil vidrio fijo	1 Ud.
LM0100C.300	Cubierta para riel	1 Ud.
LMC13.200	Perfil de acabado	1 Ud.
LMU20.150	Perfil en «U»	1 Ud.
LMU20.300	Perfil en «U»	1 Ud.
LMU20TP	Tapa de acabado	1 Ud.
GTUP2	Junta junquillo	5 m
CERPOS514	Pinza	1 Ud.
CERPOS514-C	Pinza para sincronismo	2 Uds.
CERPOS514-T	Pinza para arrastre	1 Ud.
CARVIT8X50-A2	Carro con tornillo y tuerca	4 Uds.
057.3073.072	Stop con tope	2 Uds.
057.3073.071	Stop sin tope	2 Uds.
LMSIN-2AT502	Kit de sincronismo	1 Ud.

Opcional

042.3102.071	Amortiguador Softbreak para hojas de 40-65 kg	1 ó 2 Uds.

Art.	LV máx.:	Cant.
LMV10012F.300	**3000** mm	1 Ud.

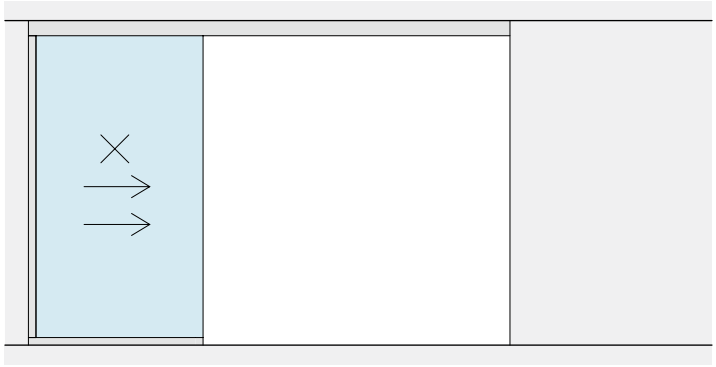

LP
LV

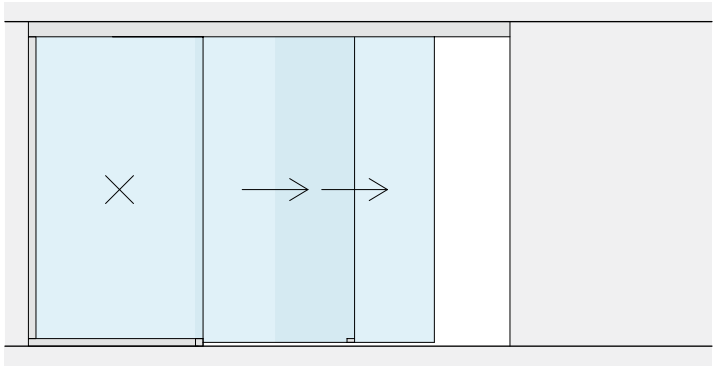

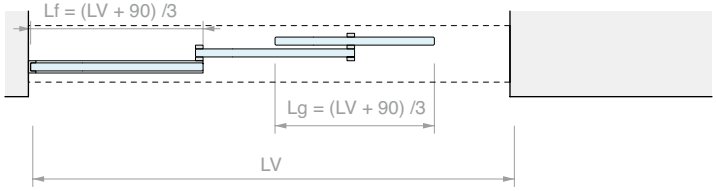
Lf = (LV + 90) /3
Lg = (LV + 90) /3
LV

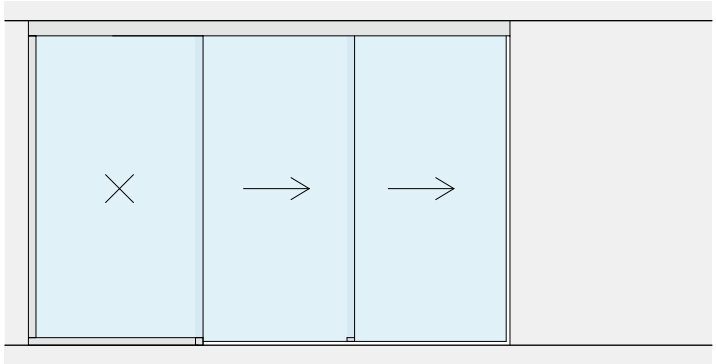

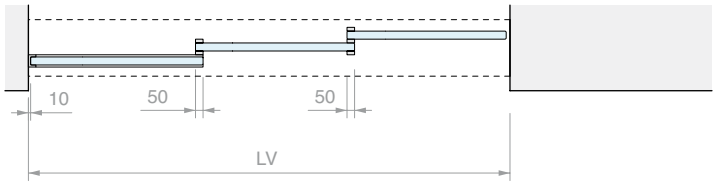
10
50
50
LV

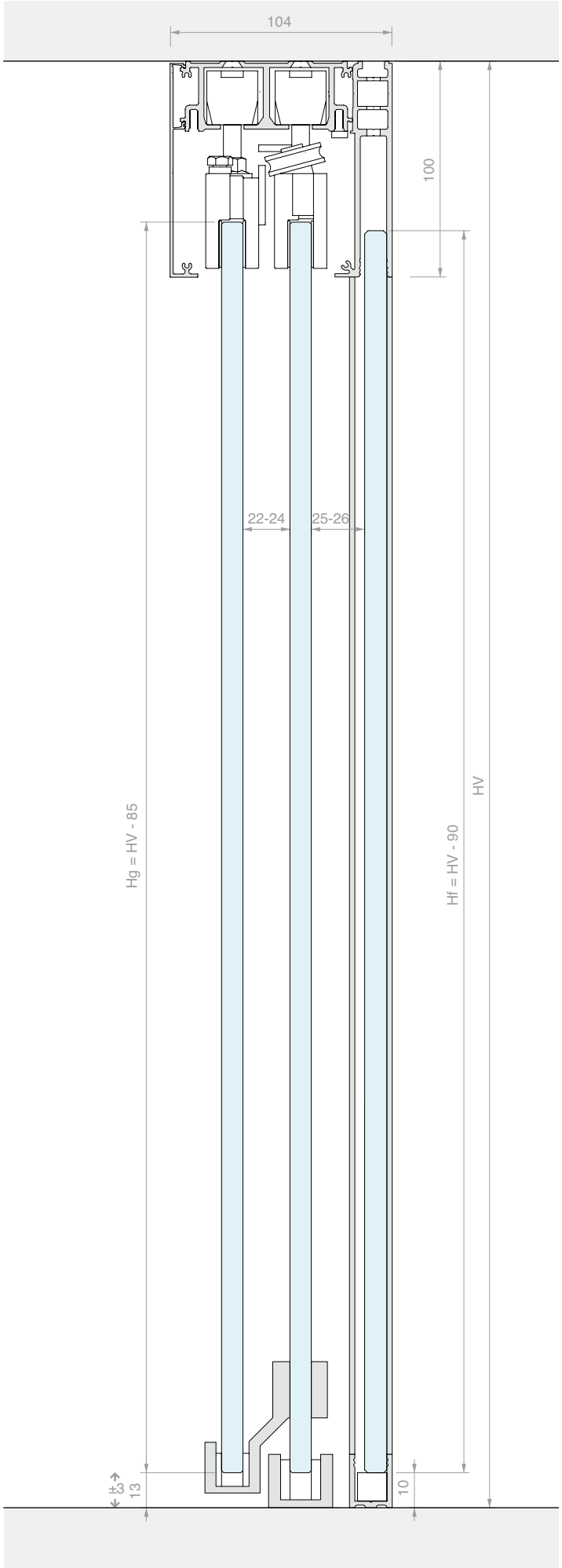
104
100
22-24
25-26
Hg = HV - 85
Hf = HV - 90
HV
±3
13
10

KIT CORREDERA FIJACIÓN DE TECHO TRIPLE HOJA CON ARRASTRE

Material: Aluminio
Acabado: /6 /88 /97



MEDIDAS DEL VANO

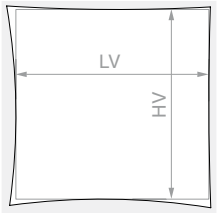

HV máx.: **3000** mm

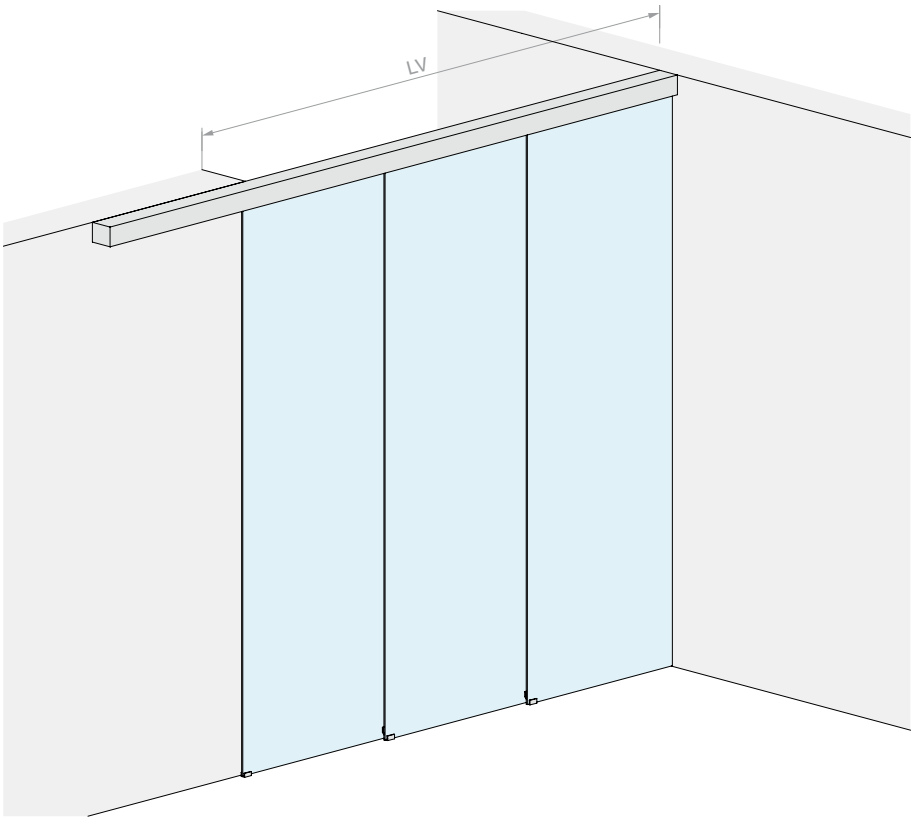

VIDRIO HOJA

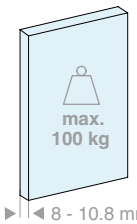

8 - 10.8 mm

Kit formado por:

Art.	Descripción	Cant.
LM3V112.400	Riel 3 vías fijación de techo	1 Ud.
LM0100C.400	Cubierta para riel	2 Uds.
LM10022TP33	Tapa de acabado	2 Uds.
CERPOS514	Pinza	1 Ud.
CERPOS514-C	Pinza para sincronismo	3 Uds.
CERPOS514-T	Pinza para arrastre	2 Uds.
CARVIT8X50-A2	Carro con tornillo y tuerca	6 Uds.
057.3073.072	Stop con tope	2 Uds.
057.3073.071	Stop sin tope	4 Uds.
LMSIN-3AT503	Kit de sincronismo	1 Ud.

Opcional

042.3102.071	Amortiguador Softbreak para hojas de 30-55 kg	1 ó 2 Uds.

Art.	LV máx.:	Cant.
LMV10013.400	**2955** mm	1 Ud.

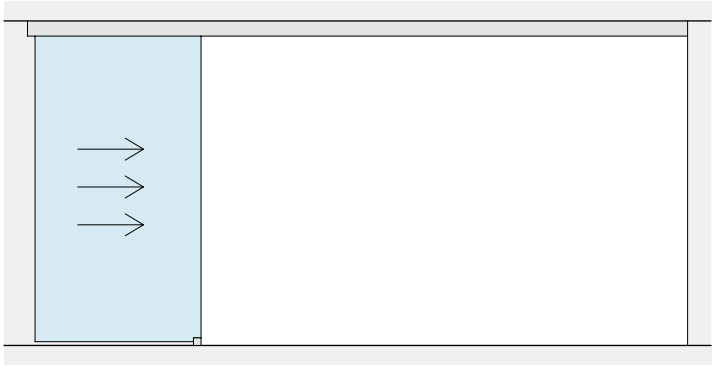

LV

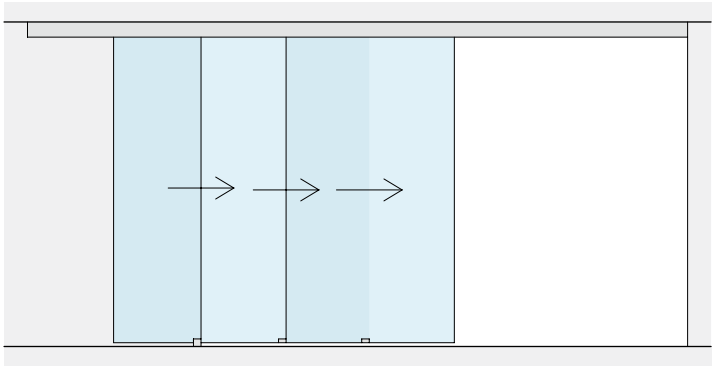

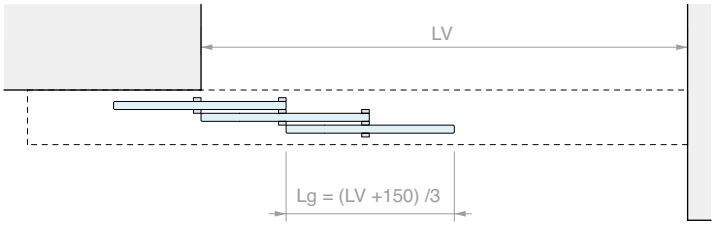
LV
Lg = (LV +150) /3

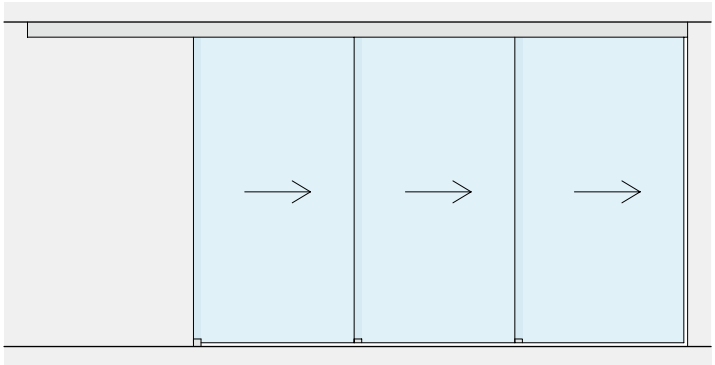

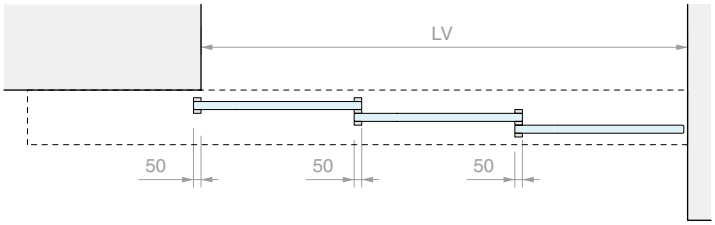
LV
50
50
50


122
100
24-25
22-24
22-24
Hg = HV - 85
HV
13
±3

KIT CORREDERA FIJACIÓN DE TECHO
TRIPLE HOJA CON ARRASTRE Y VIDRIO FIJO

Material: Aluminio
Acabado: /6 /88 /97



MEDIDAS DEL VANO

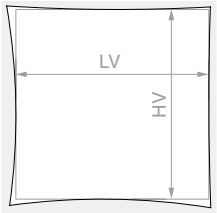

HV máx.: **3000** mm

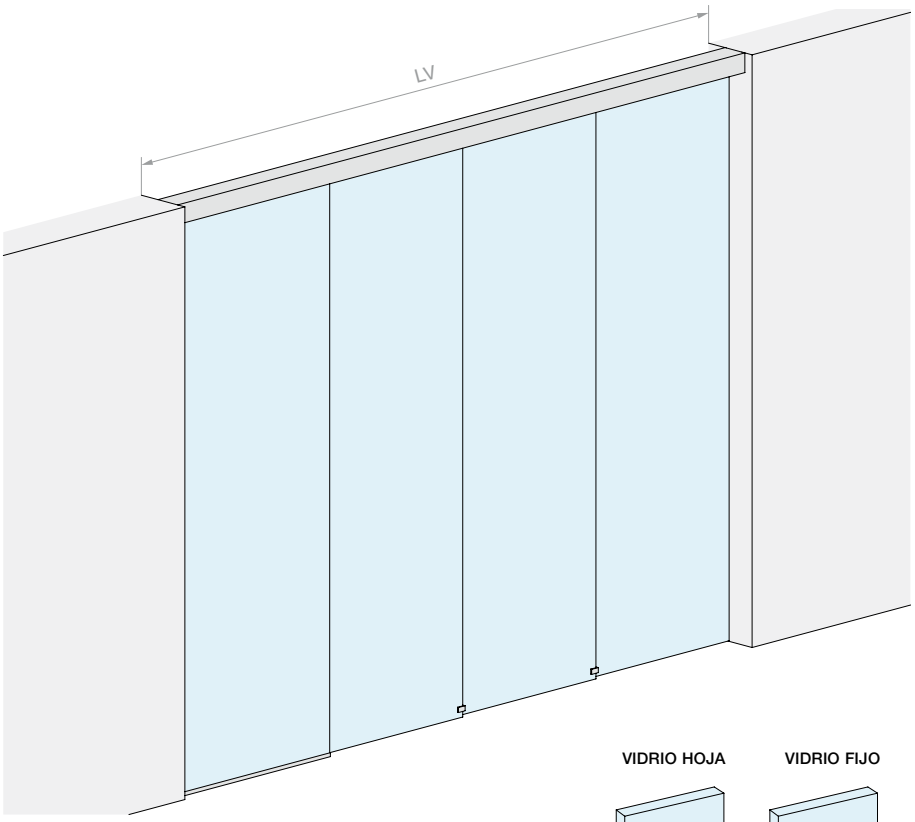

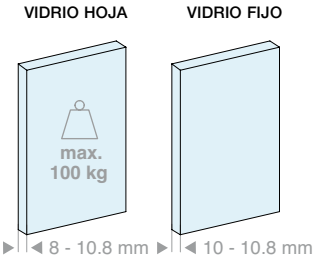

Kit formado por:

Art.	Descripción	Cant.
LM3V112.400	Riel 2 vías fijación de techo	1 Ud.
LM26100.400	Perfil vidrio fijo	1 Ud.
LM0100C.400	Cubierta para riel	1 Ud.
LMC13.300	Perfil de acabado	1 Ud.
LMU20.150	Perfil en «U»	1 Ud.
LMU20.300	Perfil en «U»	1 Ud.
LMU20TP	Tapa de acabado	1 Ud.
GTUP2	Junta junquillo	5 m
CERPOS514	Pinza	1 Ud.
CERPOS514-C	Pinza para sincronismo	3 Uds.
CERPOS514-T	Pinza para arrastre	2 Uds.
CARVIT8X50-A2	Carro con tornillo y tuerca	6 Uds.
057.3073.072	Stop con tope	2 Uds.
057.3073.071	Stop sin tope	4 Uds.
LMSIN-3AT503	Kit de sincronismo	1 Ud.

Opcional

042.3102.071	Amortiguador Softbreak para hojas de 40-65 kg	1 ó 2 Uds.

Art.	LV máx.:	Cant.
LMV10013F.400	**4000** mm	1 Ud.


LV

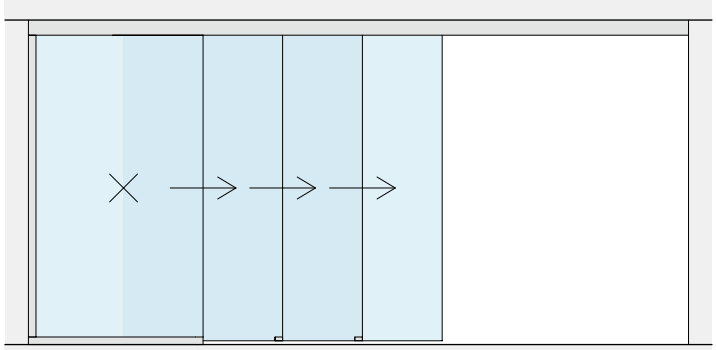

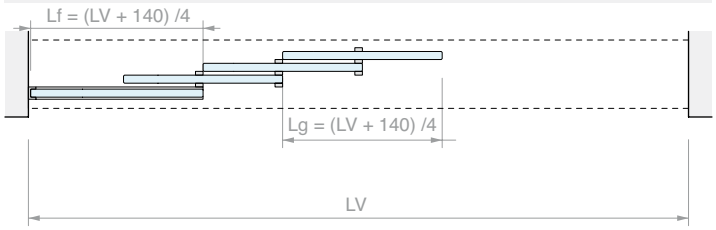
Lf = (LV + 140) /4
Lg = (LV + 140) /4
LV

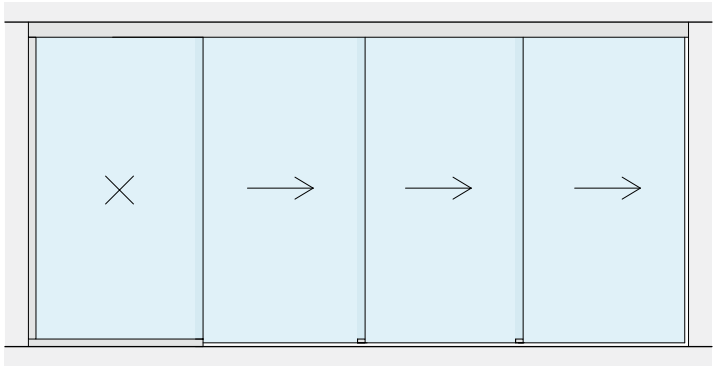

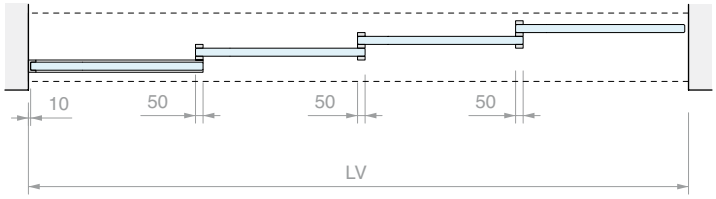
10
50
50
50
LV


135
100
22-24
22-24
25-26
Hg = HV - 85
Hf = HV - 90
13
±3

WHITE

KIT CORREDERA FIJACIÓN A PARED
HOJA INDIVIDUAL CON PINZAS A VISTA

Material: Aluminio
Acabado: /6 /88 /97

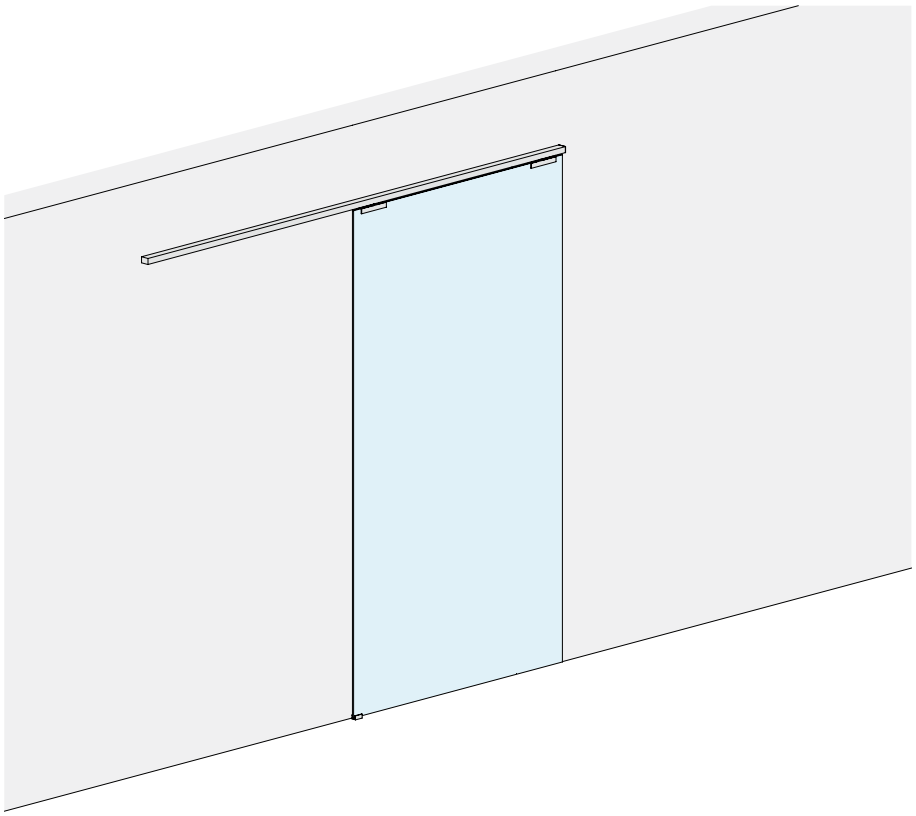

MEDIDAS DEL VANO

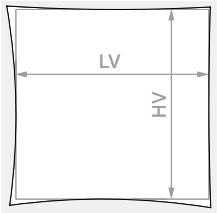

HV máx.: **3000** mm

VIDRIO HOJA

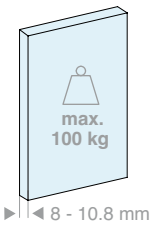

VIDRIO HOJA

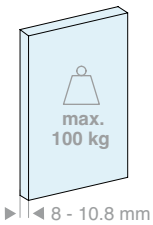

Kit formado por:

Art.	Descripción	Cant.
LM3110.200	Riel fijación a pared	1 Ud.
LM3120.200	Cubierta para riel	1 Ud.
LM31042TP32	Tapa de acabado	2 Uds.
CERPOS170COV	Pinza	2 Uds.
057.3114.071	Carro con tornillo y tuerca	2 Uds.
057.3073.072	Stop con tope	2 Uds.
LMGF	Guía inferior	1 Ud.
Opcional		
042.3102.072	Amortiguador Softbreak 20-60 kg	1 Ud.
042.3102.071	Amortiguador Softbreak 61-100 kg	1 Ud.

Kit formado por:

Art.	Descripción	Cant.
LM3110.300	Riel fijación a pared	1 Ud.
LM3120.300	Cubierta para riel	1 Ud.
LM31042TP32	Tapa de acabado	2 Uds.
CERPOS170COV	Pinza	2 Uds.
057.3114.071	Carro con tornillo y tuerca	2 Uds.
057.3073.072	Stop con tope	2 Uds.
LMGF	Guía inferior	1 Ud.
Opcional		
042.3102.072	Amortiguador Softbreak 20-60 kg	1 Ud.
042.3102.071	Amortiguador Softbreak 61-100 kg	1 Ud.

Art.	LV máx.:	Cant.
LMV3121.200	**920** mm	1 Ud.

Art.	LV máx.:	Cant.
LMV3121.300	**1420** mm	1 Ud.

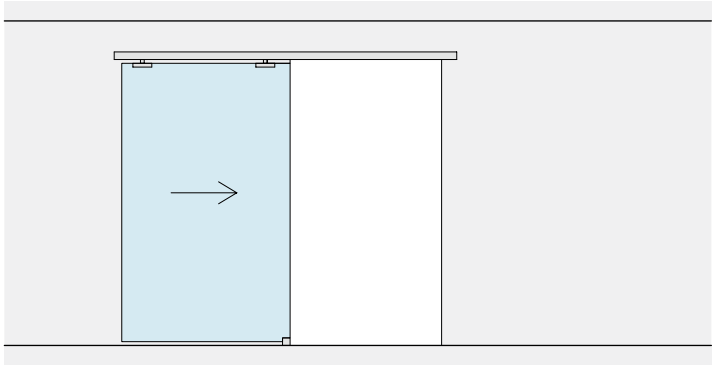

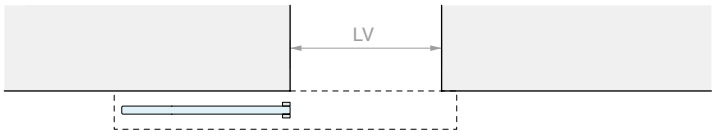

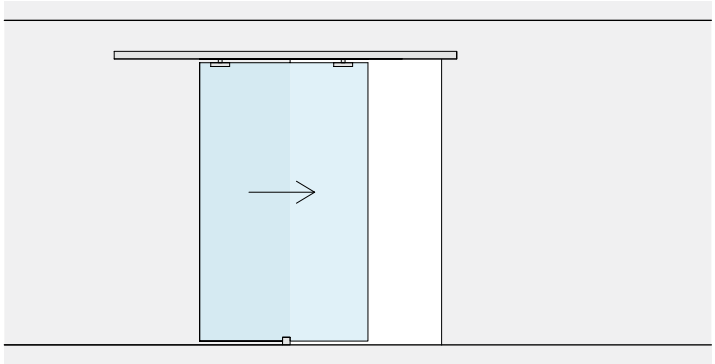

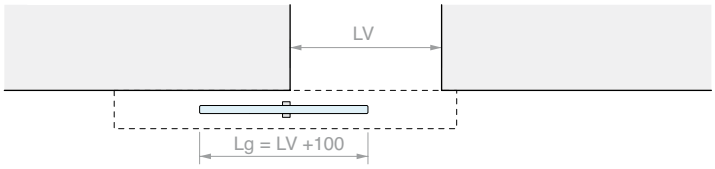

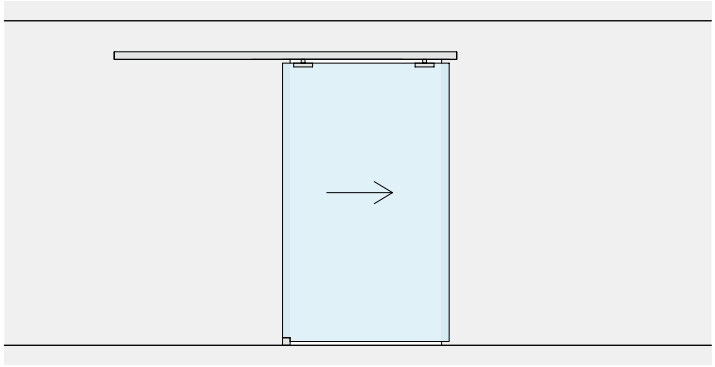

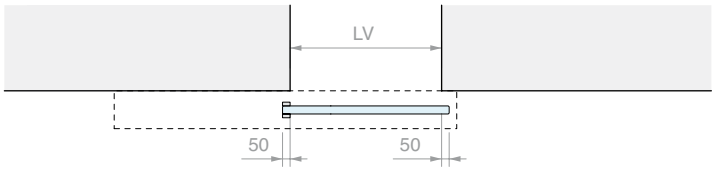

MECANIZADO EN EL VIDRIO PARA CERPOS170

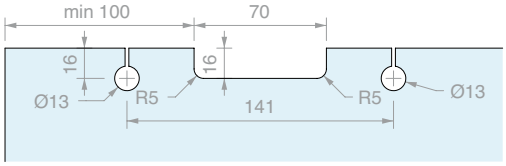



KIT CORREDERA FIJACIÓN A PARED
HOJA INDIVIDUAL CON CUBIERTA BAJA

Material: Aluminio
Acabado: /6 /88 /97

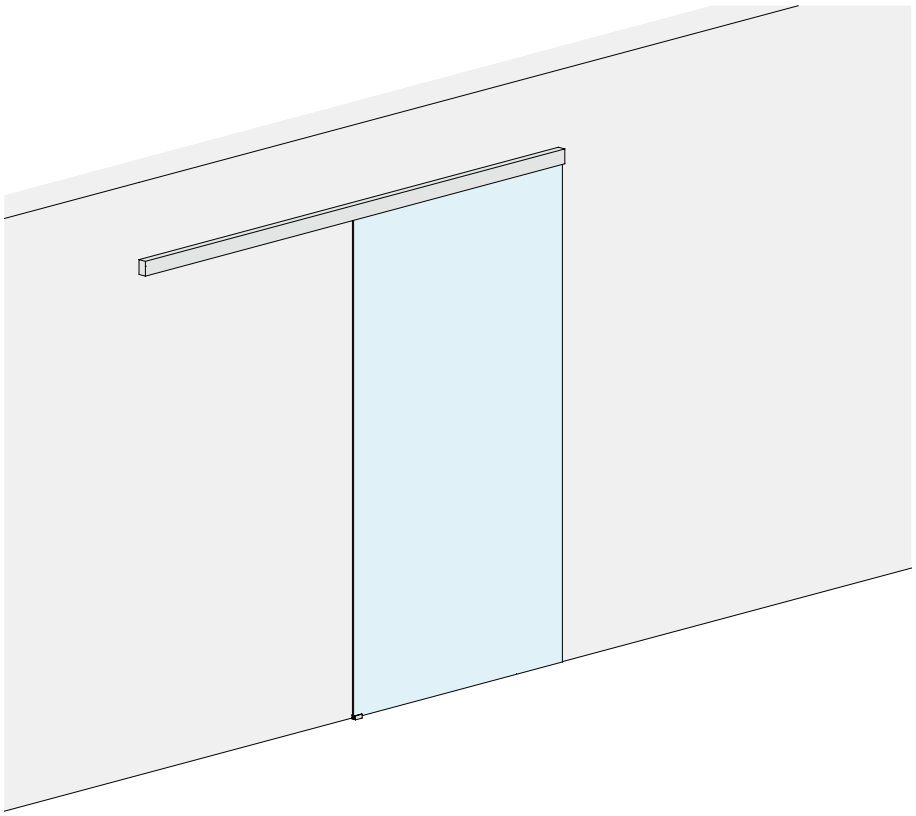

MEDIDAS DEL VANO

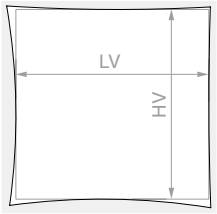

HV máx.: **3000** mm

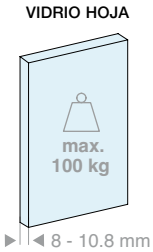

Kit formado por:

Art.	Descripción	Cant.
LM3110.200	Riel fijación a pared	1 Ud.
LM0075C.200	Cubierta para riel	1 Ud.
LM75042TP33	Tapa de acabado	2 Uds.
CERPOS170ALL	Pinza	2 Uds.
057.3114.071	Carro con tornillo y tuerca	2 Uds.
057.3073.072	Stop con tope	2 Uds.
LMGF	Guía inferior	1 Ud.
Opcional		
042.3102.072	Amortiguador Softbreak 20-60 kg	1 Ud.
042.3102.071	Amortiguador Softbreak 61-100 kg	1 Ud.

Kit formado por:

Art.	Descripción	Cant.
LM3110.300	Riel fijación a pared	1 Ud.
LM0075C.300	Cubierta para riel	1 Ud.
LM75042TP33	Tapa de acabado	2 Uds.
CERPOS170ALL	Pinza	2 Uds.
057.3114.071	Carro con tornillo y tuerca	2 Uds.
057.3073.072	Stop con tope	2 Uds.
LMGF	Guía inferior	1 Ud.
Opcional		
042.3102.072	Amortiguador Softbreak 20-60 kg	1 Ud.
042.3102.071	Amortiguador Softbreak 61-100 kg	1 Ud.

Art.	LV máx.:	Cant.
LMV7521.200	**920** mm	1 Ud.

Art.	LV máx.:	Cant.
LMV7521.300	**1420** mm	1 Ud.

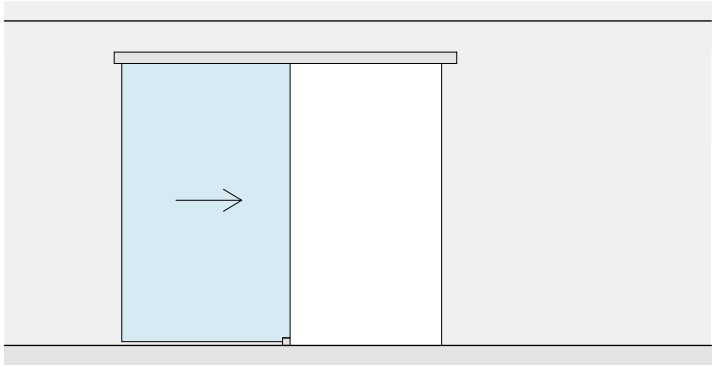

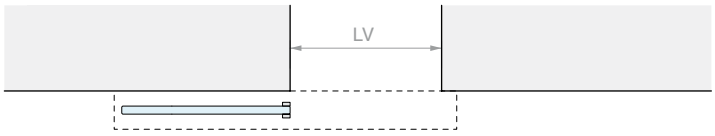

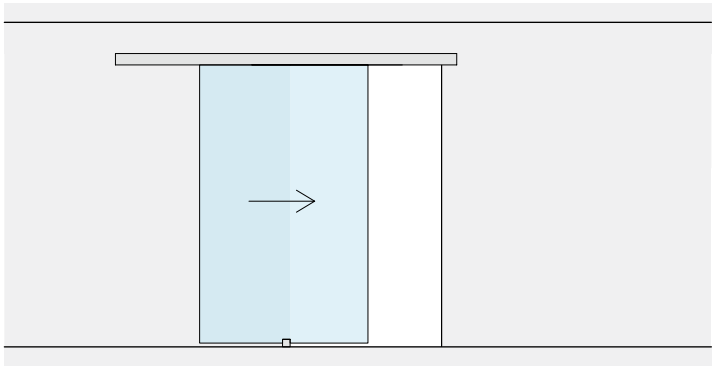

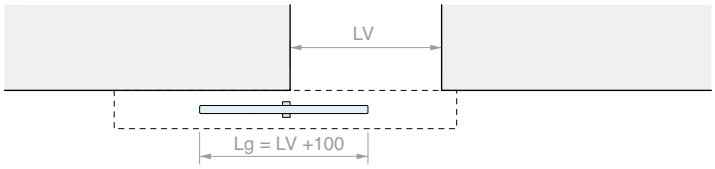

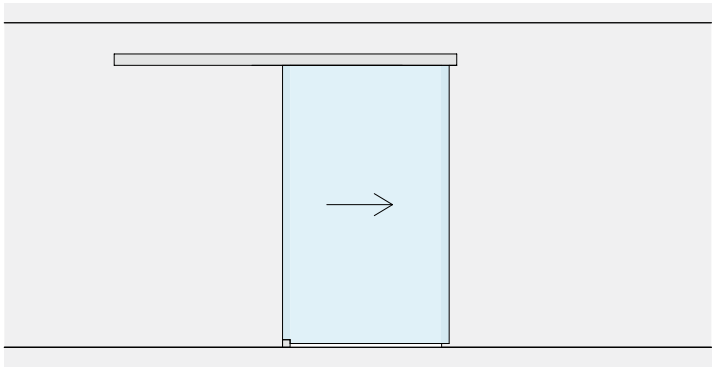

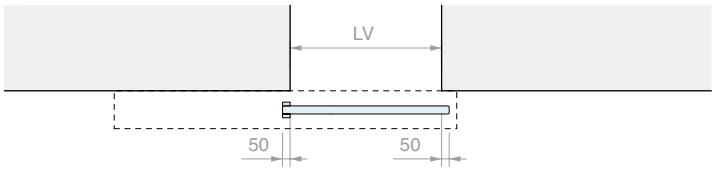

MECANIZADO EN EL VIDRIO PARA CERPOS170

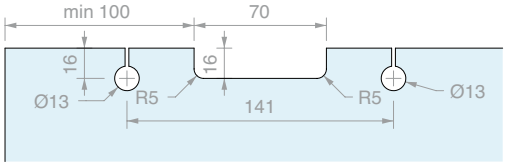

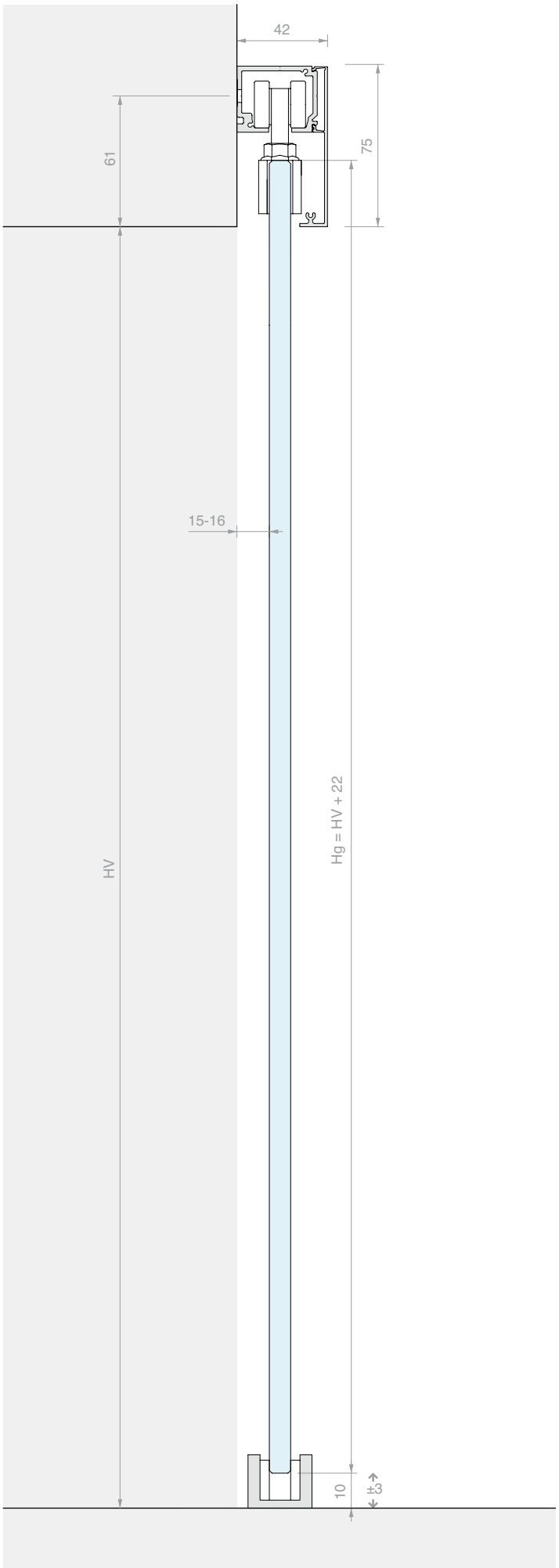

KIT CORREDERA FIJACIÓN A PARED
HOJA INDIVIDUAL CON CUBIERTA ALTA

Material: Aluminio
Acabado: /6 /88 /97

SIN ORIFICIOS EN EL VIDRIO

MEDIDAS DEL VANO

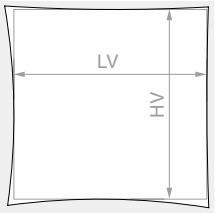

HV máx.: **3000** mm

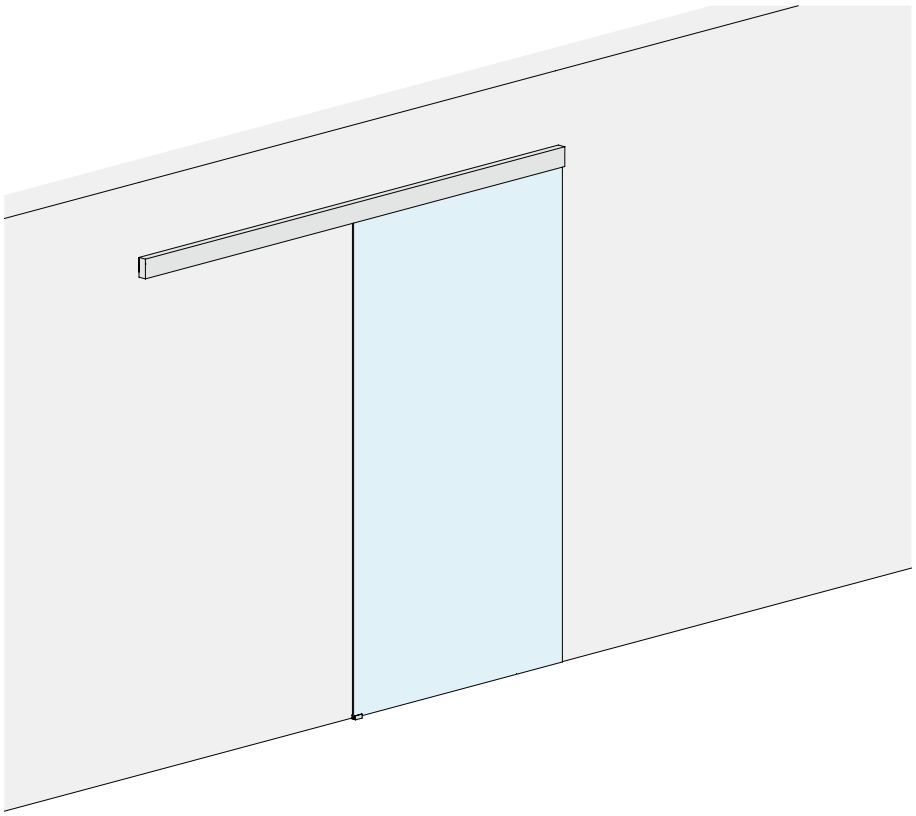

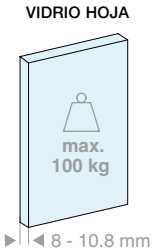

Kit formado por:

Art.	Descripción	Cant.
LM3110.200	Riel fijación a pared	1 Ud.
LM0100C.200	Cubierta para riel	1 Ud.
LM10042TP33	Tapa de acabado	2 Uds.
CERPOS514	Pinza	2 Uds.
CARVIT8X40-A2	Carro con tornillo y tuerca	2 Uds.
057.3073.072	Stop con tope	2 Uds.
LMGF	Guía inferior	1 Ud.
Opcional		
042.3102.072	Amortiguador Softbreak 20-60 kg	1 Ud.
042.3102.071	Amortiguador Softbreak 61-100 kg	1 Ud.

Kit formado por:

Art.	Descripción	Cant.
LM3110.300	Riel fijación a pared	1 Ud.
LM0100C.300	Cubierta para riel	1 Ud.
LM10042TP33	Tapa de acabado	2 Uds.
CERPOS514	Pinza	2 Uds.
CARVIT8X40-A2	Carro con tornillo y tuerca	2 Uds.
057.3073.072	Stop con tope	2 Uds.
LMGF	Guía inferior	1 Ud.
Opcional		
042.3102.072	Amortiguador Softbreak 20-60 kg	1 Ud.
042.3102.071	Amortiguador Softbreak 61-100 kg	1 Ud.

Art.	LV máx.:	Cant.
LMV10021.200	**920** mm	1 Ud.

Art.	LV máx.:	Cant.
LMV10021.300	**1420** mm	1 Ud.

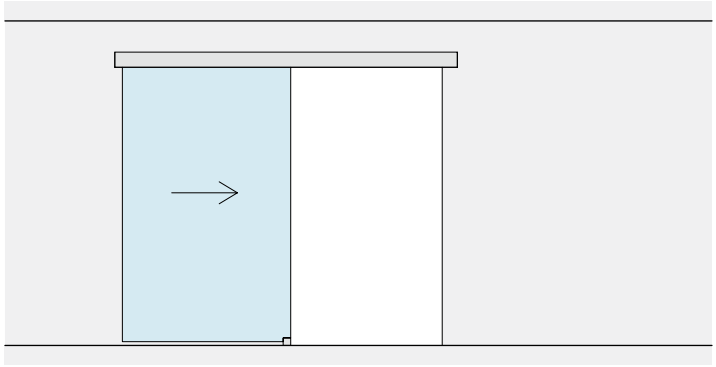

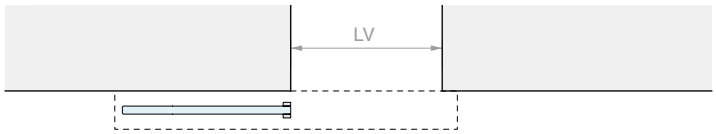
LV

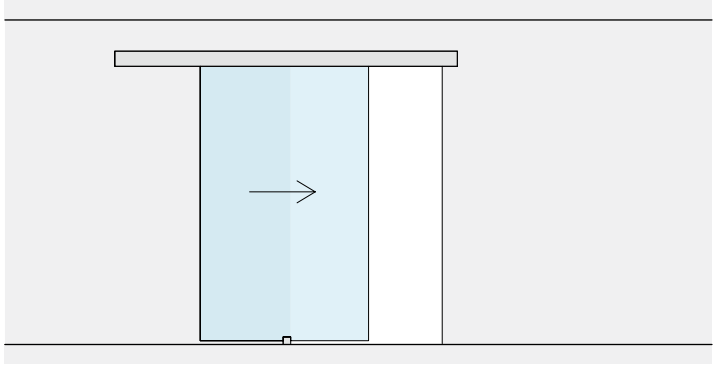

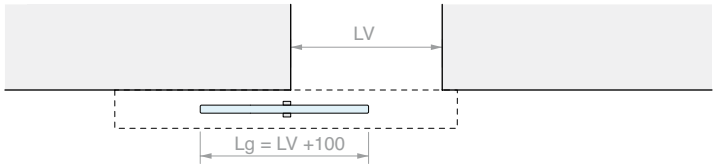
LV
Lg = LV +100

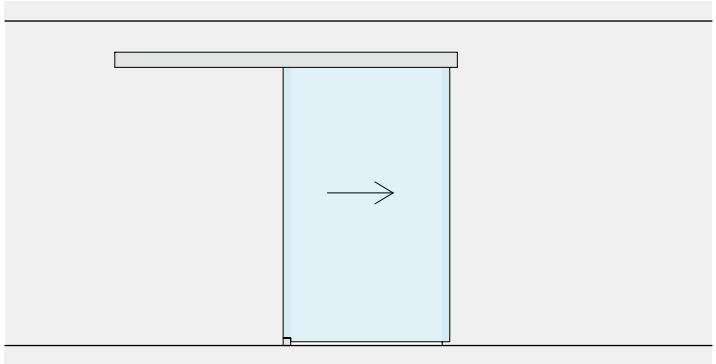

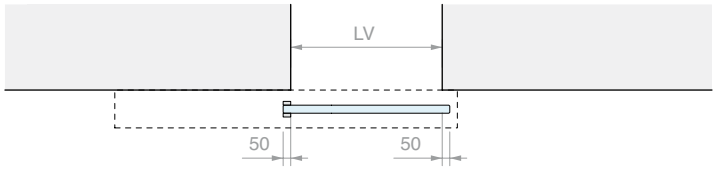
LV
50
50


42
86
100
15-16
HV
Hg = HV + 24
10
±3

KIT CORREDERA FIJACIÓN A PARED
DOBLE HOJA MÓVIL CON PINZAS A VISTA

Material: Aluminio
Acabado: /6 /88 /97

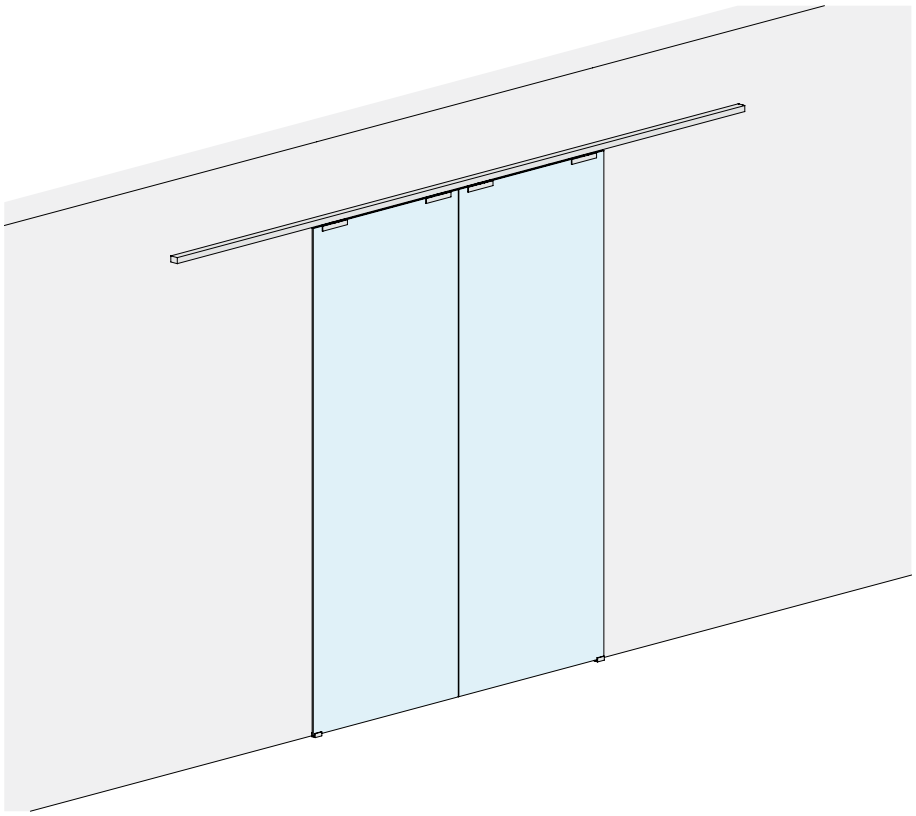

MEDIDAS DEL VANO

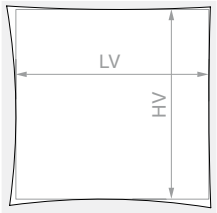

HV máx.: **3000** mm

Kit formado por:

Art.	Descripción	Cant.
LM3110.400	Riel fijación a pared	1 Ud.
LM3120.400	Cubierta para riel	1 Ud.
LM31042TP32	Tapa de acabado	2 Uds.
CERPOS170COV	Pinza	4 Uds.
057.3114.071	Carro con tornillo y tuerca	4 Uds.
057.3073.072	Stop con tope	4 Uds.
LMGF	Guía inferior	2 Uds.
Opcional		
042.3102.072	Amortiguador Softbreak 20-60 kg	2 Uds.
042.3102.071	Amortiguador Softbreak 61-100 kg	2 Uds.

Art.	LV máx.:	Cant.
LMV3121C.400	**1940** mm	1 Ud.



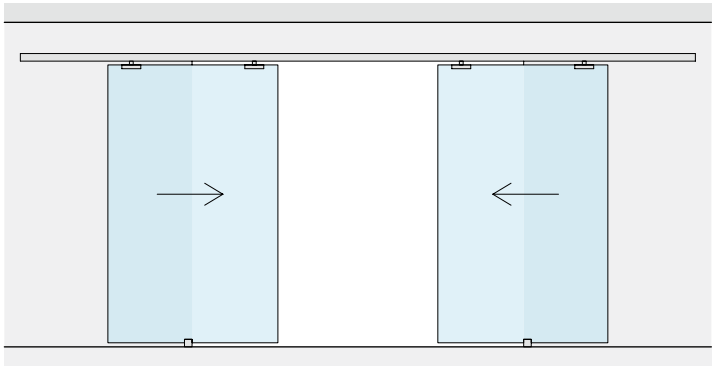

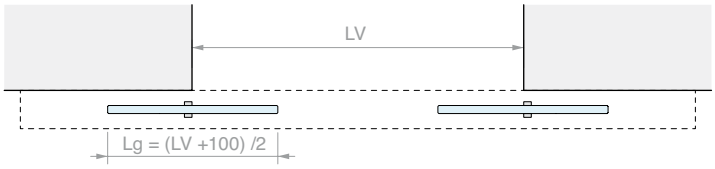

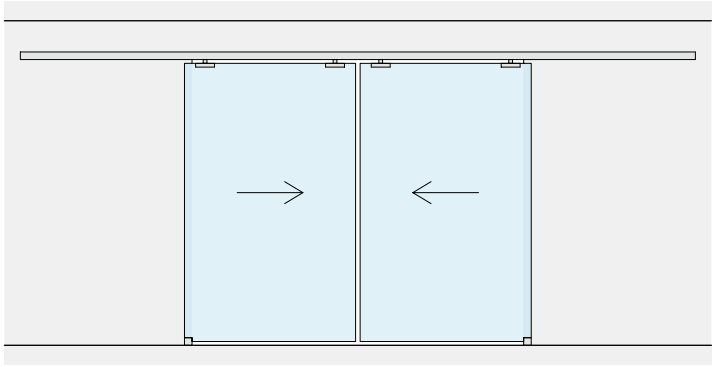

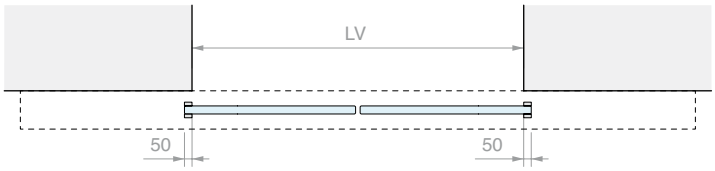

MECANIZADO EN EL VIDRIO PARA CERPOS170

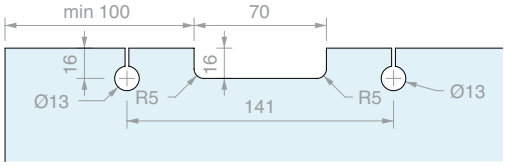



KIT CORREDERA FIJACIÓN A PARED
DOBLE HOJA SINCRONIZADA CON CUBIERTA BAJA

Material: Aluminio
Acabado: /6 /88 /97

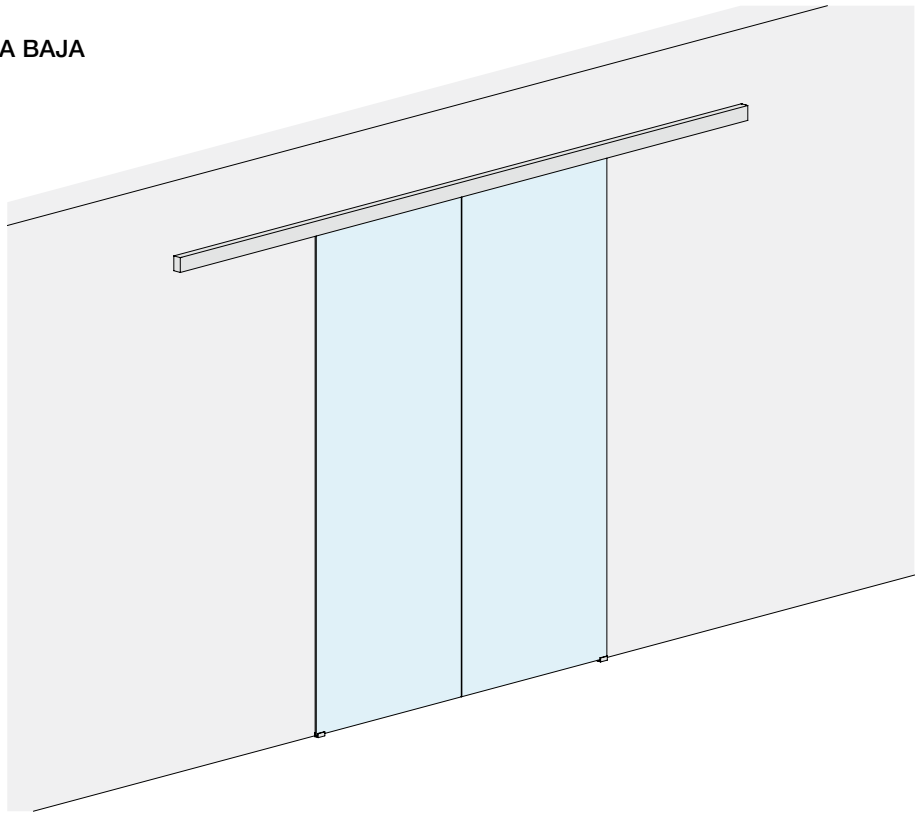

MEDIDAS DEL VANO

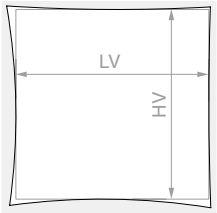

HV máx.: **3000** mm

Kit formado por:

Art.	Descripción	Cant.
LM3110.400	Riel fijación a pared	1 Ud.
LM0075C.400	Cubierta para riel	1 Ud.
LM75042TP33	Tapa de acabado	2 Uds.
CERPOS170ALL	Pinza	2 Uds.
CERPOS170SYNC	Pinza para sincronismo	2 Uds.
057.3114.071	Carro con tornillo y tuerca	4 Uds.
057.3073.071	Stop sin tope	4 Uds.
LMGF	Guía inferior	2 Uds.
LMSIN-2AC170	Kit de sincronismo	1 Ud.
Opcional		
042.3102.072	Amortiguador Softbreak 20-60 kg	2 Uds.
042.3102.071	Amortiguador Softbreak 61-100 kg	2 Uds.

Art.	LV máx.:	Cant.
LMV7521C.400	**1900** mm	1 Ud.

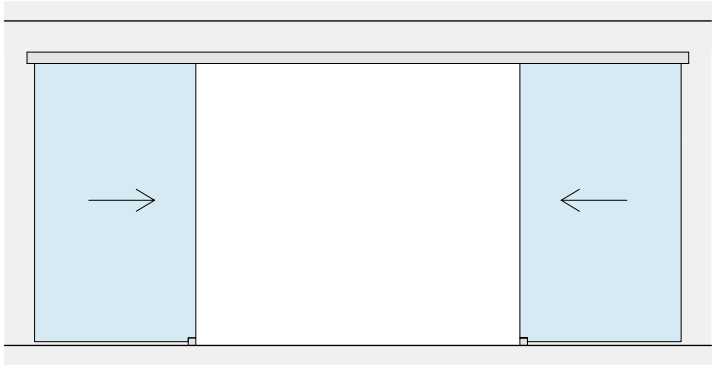

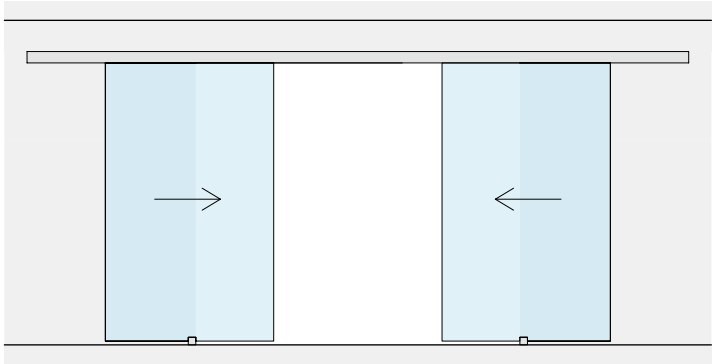

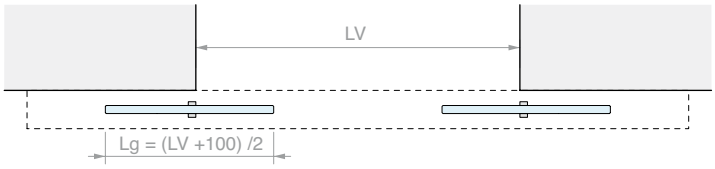

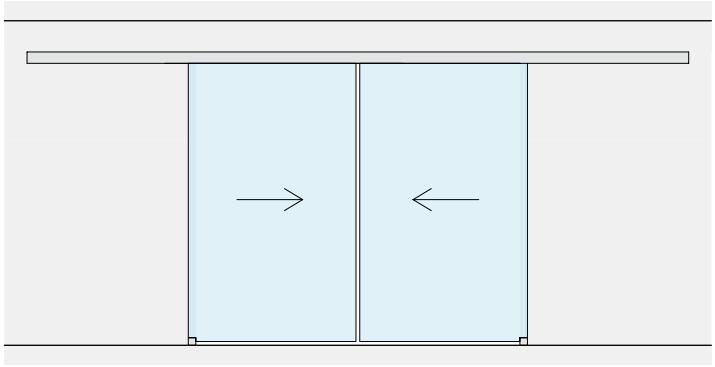

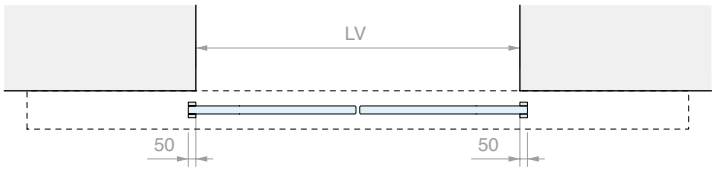

MECANIZADO EN EL VIDRIO PARA CERPOS170

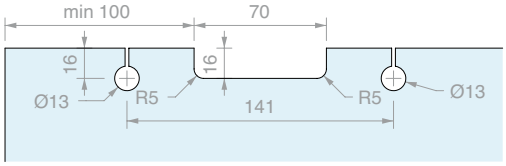

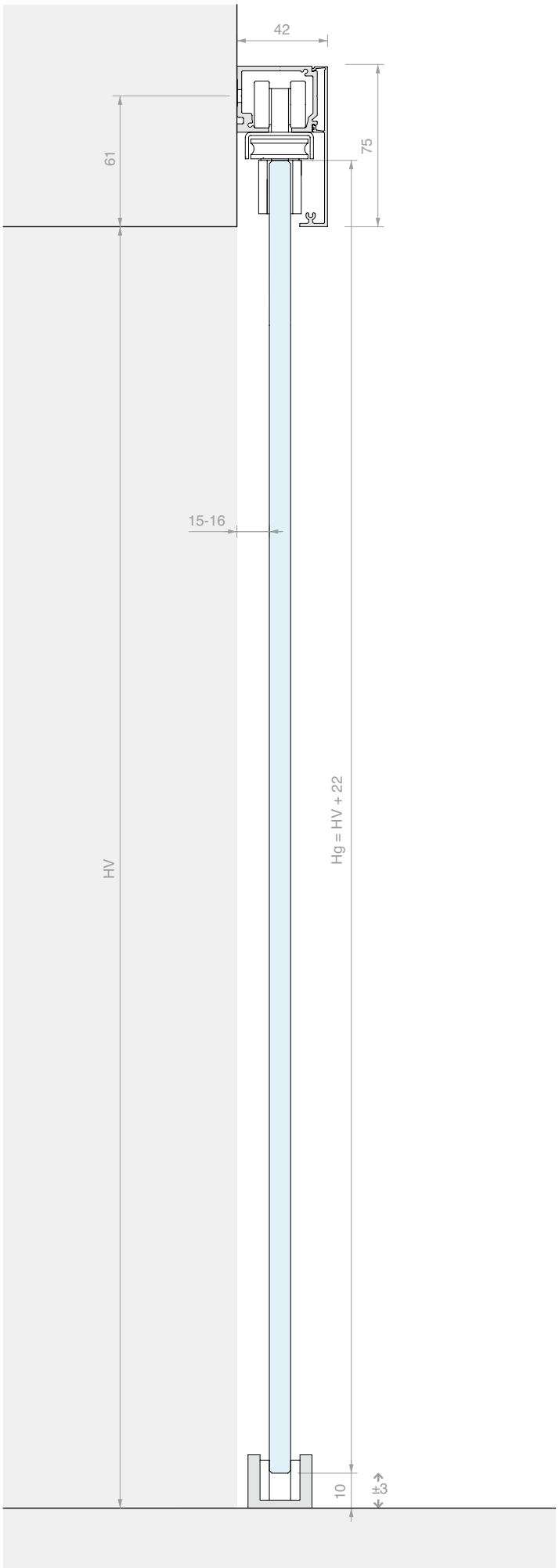

KIT CORREDERA FIJACIÓN A PARED
DOBLE HOJA SINCRONIZADA CON CUBIERTA ALTA

Material: Aluminio
Acabado: /6 /88 /97



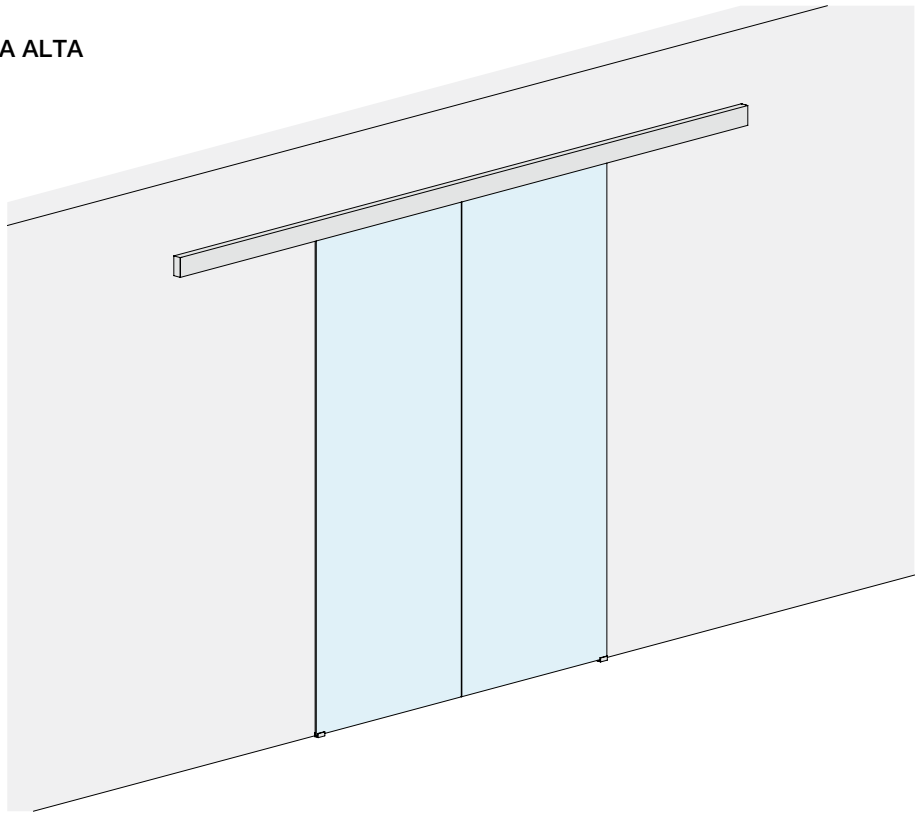

MEDIDAS DEL VANO

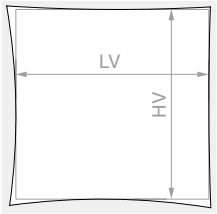

HV máx.: **3000** mm

VIDRIO HOJA

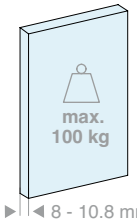

8 - 10.8 mm

Kit formado por:

Art.	Descripción	Cant.
LM3110.400	Riel fijación a pared	1 Ud.
LM0100C.400	Cubierta para riel	1 Ud.
LM10042TP33	Tapa de acabado	2 Uds.
CERPOS514	Pinza	2 Uds.
CERPOS514-C	Pinza para sincronismo	2 Uds.
CARVIT8X40-A2	Carro con tornillo y tuerca	4 Uds.
057.3073.071	Stop sin tope	4 Uds.
LMGF	Guía inferior	2 Uds.
LMSIN-2AC500	Kit de sincronismo	1 Ud.

Opcional

042.3102.072	Amortiguador Softbreak 20-60 kg	2 Uds.
042.3102.071	Amortiguador Softbreak 61-100 kg	2 Uds.

Art.	LV máx.:	Cant.
LMV10021C.400	**1940** mm	1 Ud.

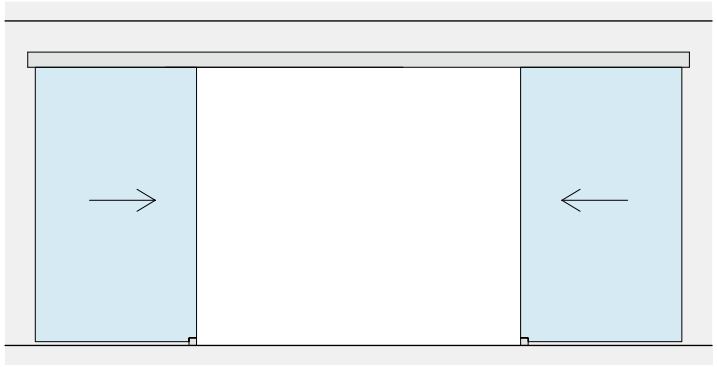

LV

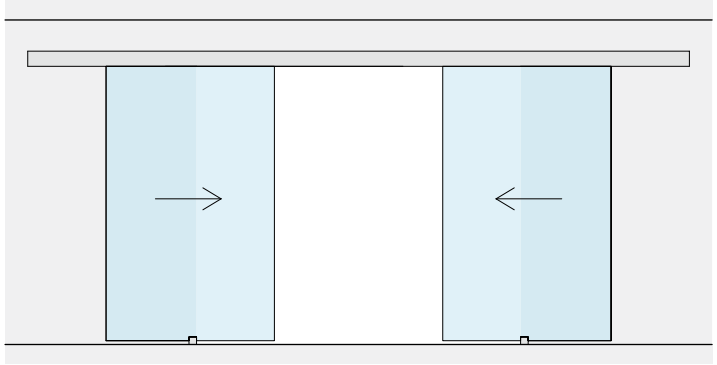

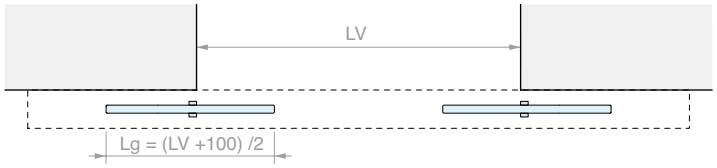
LV
Lg = (LV +100) /2

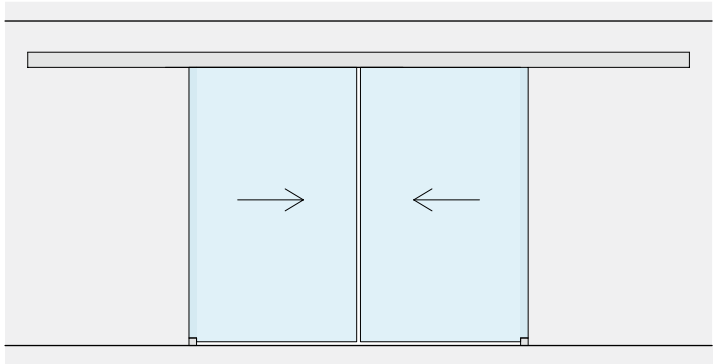

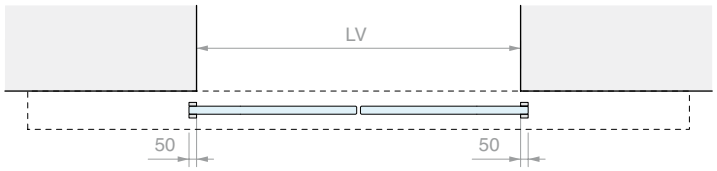
LV
50
50


42
86
100
15-16
HV
Hg = HV + 24
10
±3

WHITE

KIT CORREDERA FIJACIÓN A PARED
HOJA INDIVIDUAL Y VIDRIO FIJO CON CUBIERTA BAJA

Material: Aluminio
Acabado: /6 /88 /97

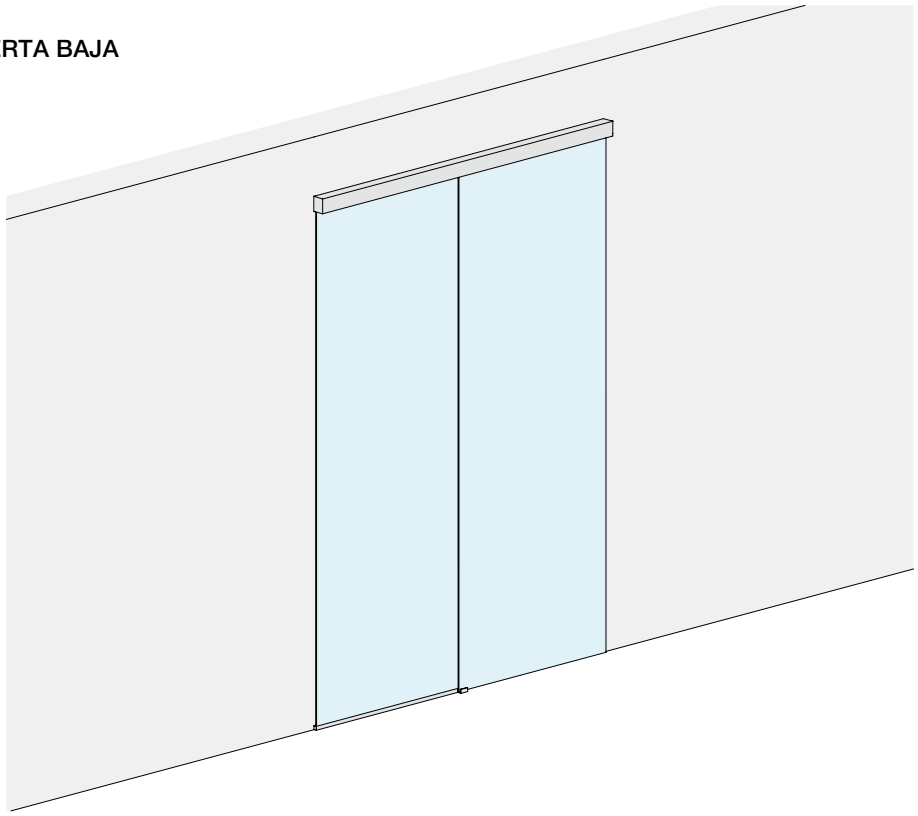

MEDIDAS DEL VANO

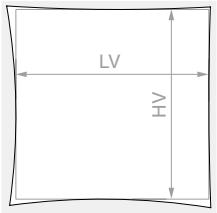

HV máx.: **3000** mm

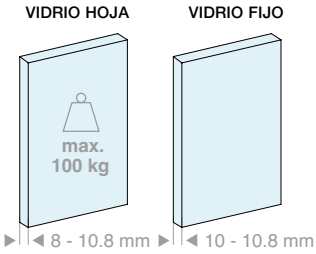

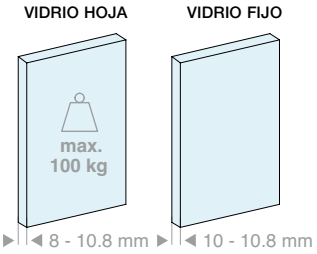

Kit formado por:

Art.	Descripción	Cant.
LM3110.200	Riel fijación a pared	1 Ud.
LM26075.200	Perfil vidrio fijo	1 Ud.
LM0075C.200	Cubierta para riel	1 Ud.
LMC13.100	Perfil de acabado	1 Ud.
LMU20.150	Perfil en «U»	1 Ud.
LMU20TP	Tapa de acabado	2 Uds.
GTUP2	Junta junquillo	2 m
LM75059TP33	Tapa de acabado	2 Uds.
CERPOS170ALL	Pinza	2 Uds.
057.3114.071	Carro con tornillo y tuerca	2 Uds.
057.3073.072	Stop con tope	2 Uds.
LMGF	Guía inferior	1 Ud.

Opcional

042.3102.072	Amortiguador Softbreak 20-60 kg	1 Ud.
042.3102.071	Amortiguador Softbreak 61-100 kg	1 Ud.

Art.	LV máx.:	Cant.
LMV7521F.200	**1880** mm	1 Ud.

Kit formado por:

Art.	Descripción	Cant.
LM3110.300	Riel fijación a pared	1 Ud.
LM26075.300	Perfil vidrio fijo	1 Ud.
LM0075C.300	Cubierta para riel	1 Ud.
LMC13.200	Perfil de acabado	1 Ud.
LMU20.300	Perfil en «U»	2 Uds.
LMU20TP	Tapa de acabado	2 Uds.
GTUP2	Junta junquillo	3 m
LM75059TP33	Tapa de acabado	2 Uds.
CERPOS170ALL	Pinza	2 Uds.
057.3114.071	Carro con tornillo y tuerca	2 Uds.
057.3073.072	Stop con tope	2 Uds.
LMGF	Guía inferior	1 Ud.

Opcional

042.3102.072	Amortiguador Softbreak 20-60 kg	1 Ud.
042.3102.071	Amortiguador Softbreak 61-100 kg	1 Ud.

Art.	LV máx.:	Cant.
LMV7521F.300	**2880** mm	1 Ud.

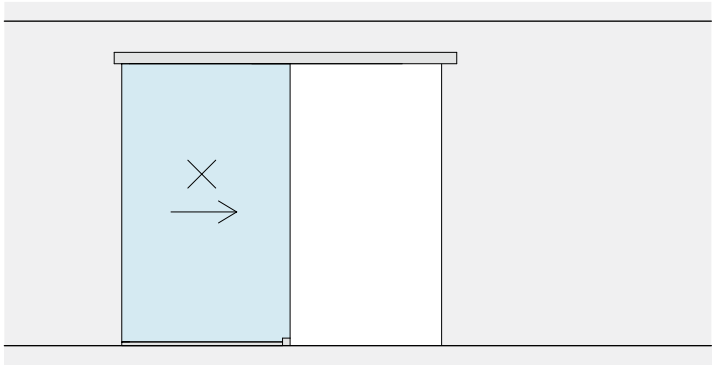

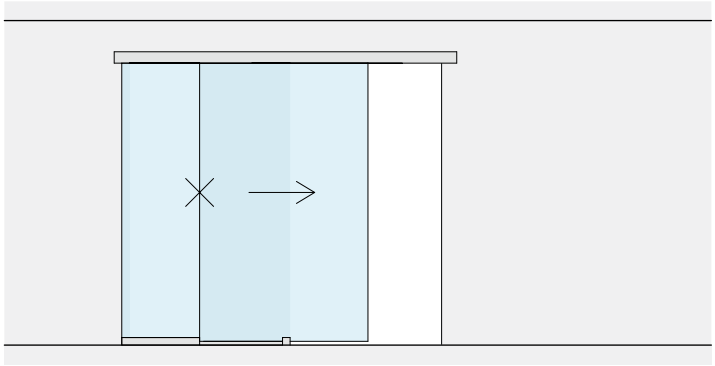

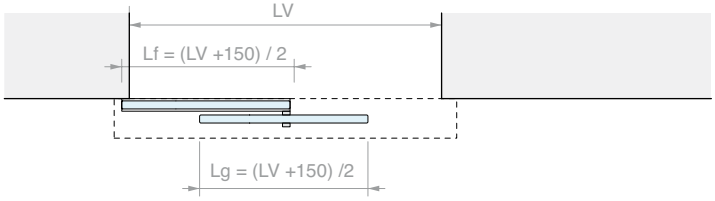

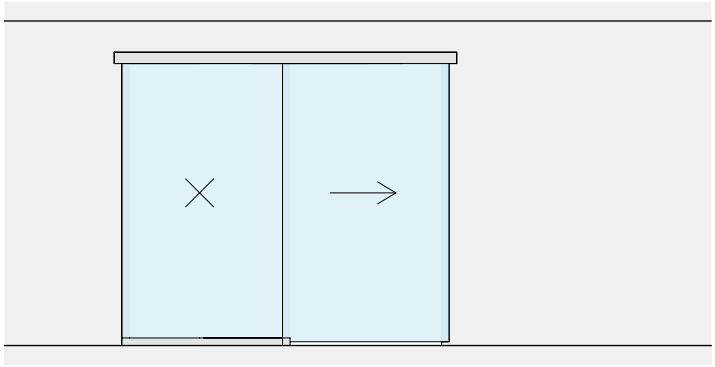

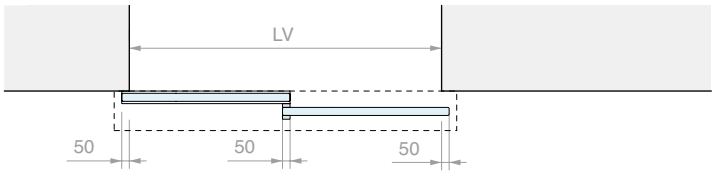

MECANIZADO EN EL VIDRIO PARA CERPOS170

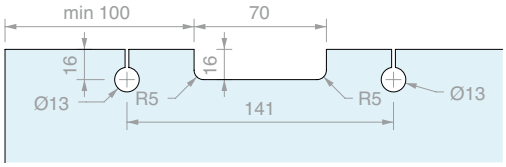



KIT CORREDERA FIJACIÓN A PARED
HOJA INDIVIDUAL Y VIDRIO FIJO CON CUBIERTA ALTA

Material: Aluminio
Acabado: /6 /88 /97

SIN ORIFICIOS EN EL VIDRIO

MEDIDAS DEL VANO

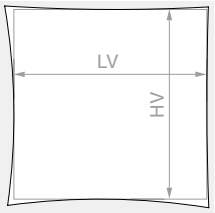

HV máx.: **3000** mm

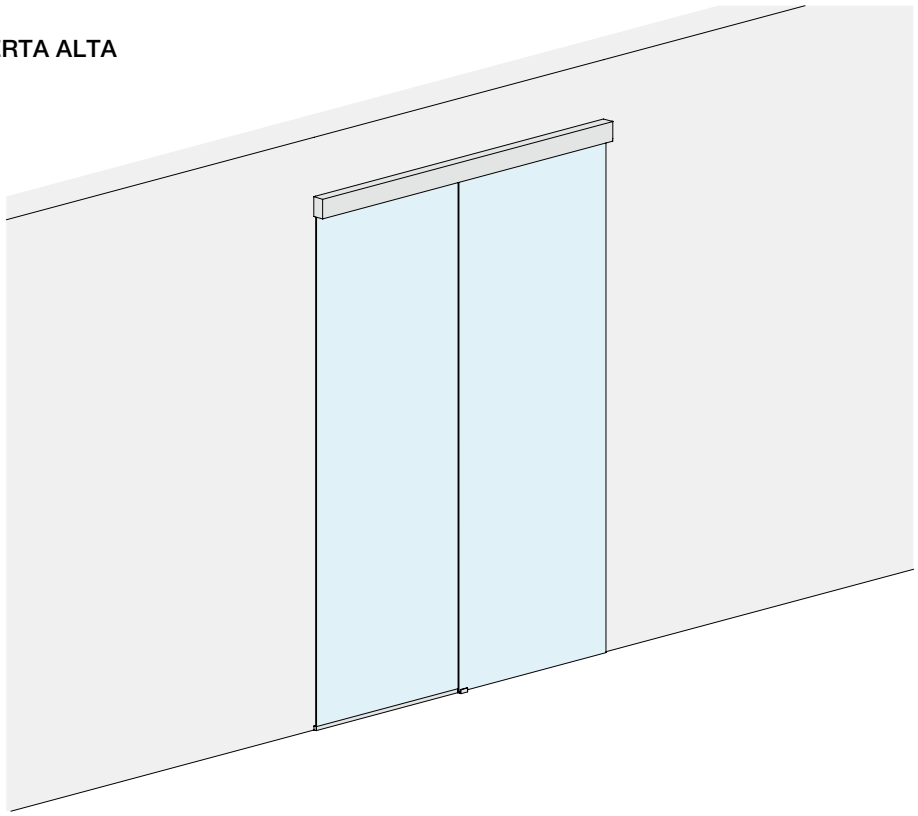

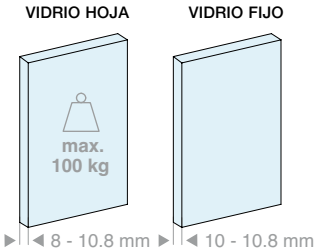

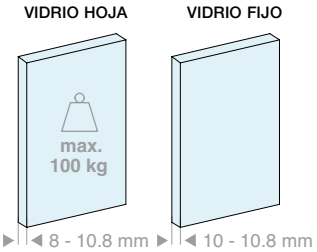

Kit formado por:

Art.	Descripción	Cant.
LM3110.200	Riel fijación a pared	1 Ud.
LM26100.200	Perfil vidrio fijo	1 Ud.
LM0100C.200	Cubierta para riel	1 Ud.
LMC13.100	Perfil de acabado	1 Ud.
LMU20.150	Perfil en «U»	1 Ud.
LMU20TP	Tapa de acabado	2 Uds.
GTUP2	Junta junquillo	2 m
LM10059TP33	Tapa de acabado	2 Uds.
CERPOS514	Pinza	2 Uds.
CARVIT8X40-A2	Carro con tornillo y tuerca	2 Uds.
057.3073.072	Stop con tope	2 Uds.
LMGF	Guía inferior	1 Ud.

Opcional

042.3102.072	Amortiguador Softbreak 20-60 kg	1 Ud.
042.3102.071	Amortiguador Softbreak 61-100 kg	1 Ud.

Art.	LV máx.:	Cant.
LMV10021F.200	**1880** mm	1 Ud.

Kit formado por:

Art.	Descripción	Cant.
LM3110.300	Riel fijación a pared	1 Ud.
LM26100.300	Perfil vidrio fijo	1 Ud.
LM0100C.300	Cubierta para riel	1 Ud.
LMC13.200	Perfil de acabado	1 Ud.
LMU20.300	Perfil en «U»	2 Uds.
LMU20TP	Tapa de acabado	2 Uds.
GTUP2	Junta junquillo	3 m
LM10059TP33	Tapa de acabado	2 Uds.
CERPOS514	Pinza	2 Uds.
CARVIT8X40-A2	Carro con tornillo y tuerca	2 Uds.
057.3073.072	Stop con tope	2 Uds.
LMGF	Guía inferior	1 Ud.

Opcional

042.3102.072	Amortiguador Softbreak 20-60 kg	1 Ud.
042.3102.071	Amortiguador Softbreak 61-100 kg	1 Ud.

Art.	LV máx.:	Cant.
LMV10021F.300	**2880** mm	1 Ud.

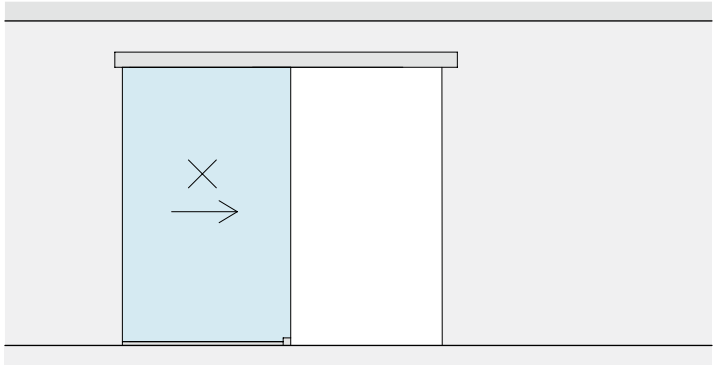

LV

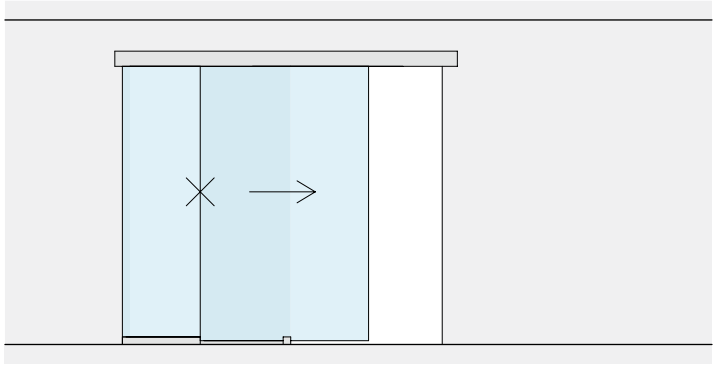

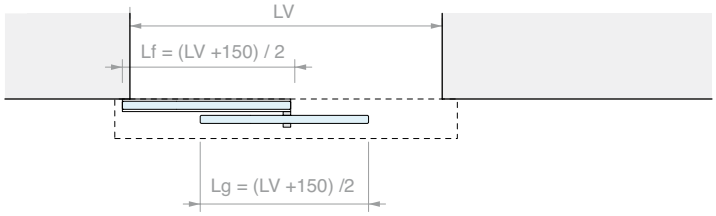
LV
Lf = (LV +150) / 2
Lg = (LV +150) /2

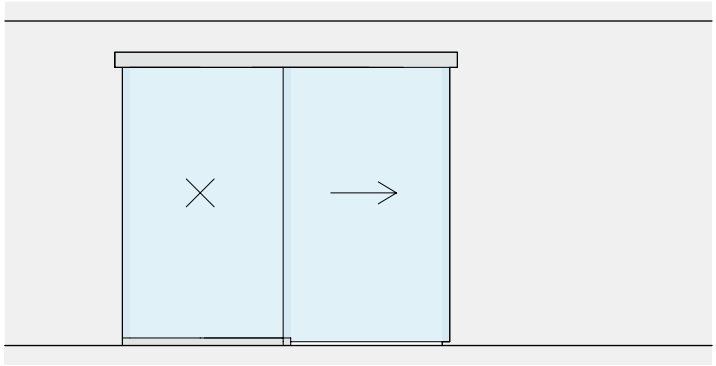

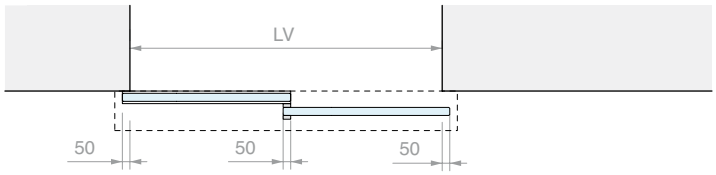
LV
50
50
50


60
86
100
20-21
HV
Hf = HV + 10
Hg = HV + 24
10
10
±3

KIT CORREDERA FIJACIÓN A PARED
DOBLE HOJA SINCRONIZADA Y DOBLE VIDRIO FIJO CON CUBIERTA BAJA

Material: Aluminio
Acabado: /6 /88 /97

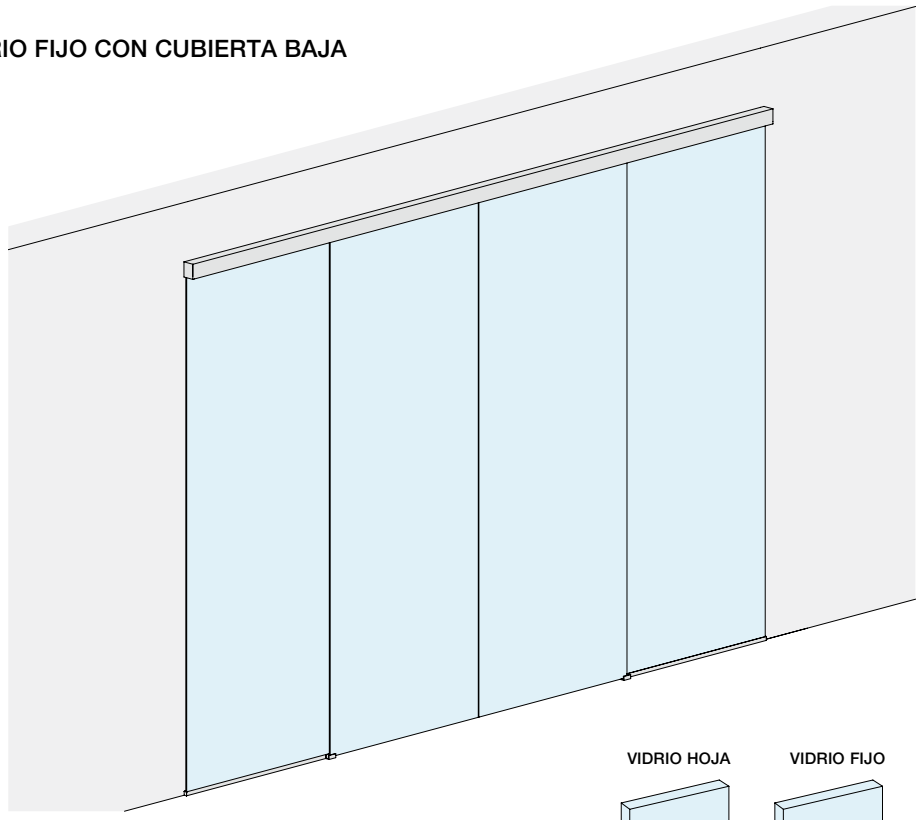

MEDIDAS DEL VANO

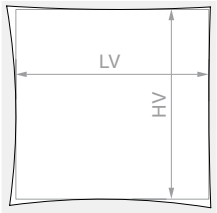

HV máx.: **3000** mm

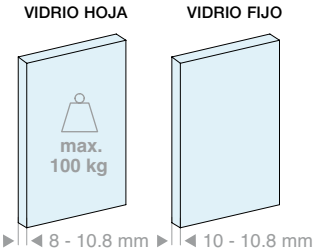

Kit formado por:

Art.	Descripción	Cant.
LM3110.400	Riel fijación a pared	1 Ud.
LM26075.400	Perfil vidrio fijo	1 Ud.
LM0075C.400	Cubierta para riel	1 Ud.
LMC13.200	Perfil de acabado	1 Ud.
LMU20.300	Perfil en «U»	1 Ud.
LMU20TP	Tapa	4 Uds.
GTUP2	Junta junquillo	4 m
LM75059TP33	Tapa de acabado	2 Uds.
CERPOS170ALL	Pinza	2 Uds.
CERPOS170SYNC	Pinza para sincronismo	2 Uds.
057.3114.071	Carro con tornillo y tuerca	4 Uds.
057.3073.071	Stop sin tope	4 Uds.
LMGF	Guía inferior	2 Uds.
LMSIN-2AC170	Kit de sincronismo	1 Ud.

Opcional		
042.3102.072	Amortiguador Softbreak 20-60 kg	2 Uds.
042.3102.071	Amortiguador Softbreak 61-100 kg	2 Uds.

Art.	LV máx.:	Cant.
LMV7521CF.400	**3880** mm	1 Ud.



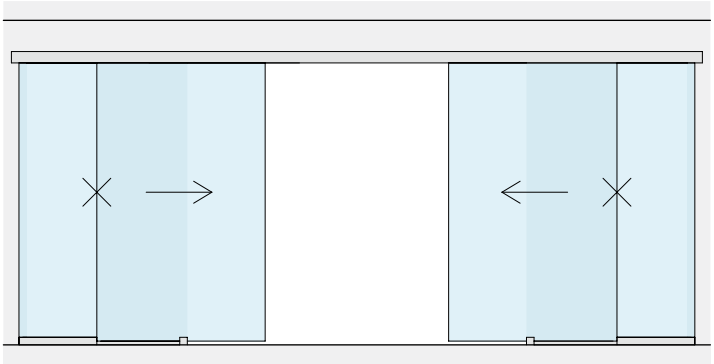

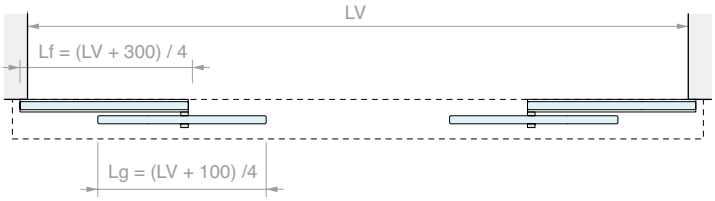

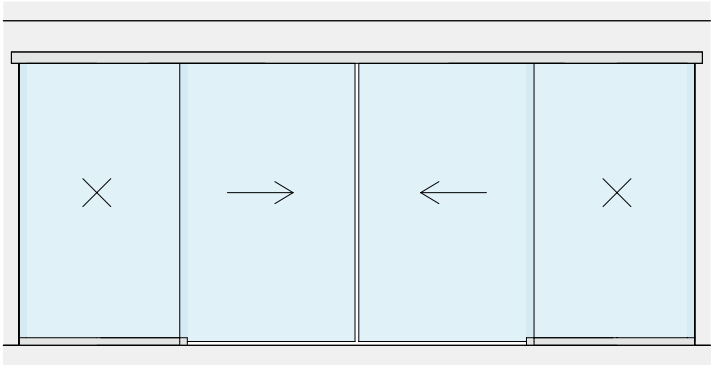

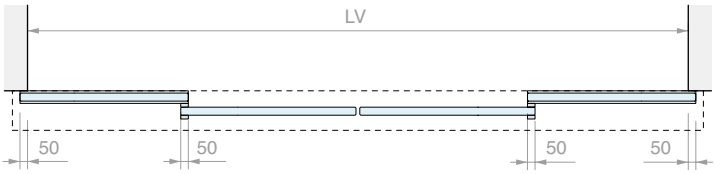

MECANIZADO EN EL VIDRIO PARA CERPOS170

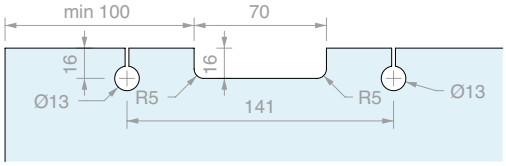



KIT CORREDERA FIJACIÓN A PARED
DOBLE HOJA SINCRONIZADA Y DOBLE VIDRIO FIJO CON CUBIERTA ALTA

Material: Aluminio
Acabado: /6 /88 /97



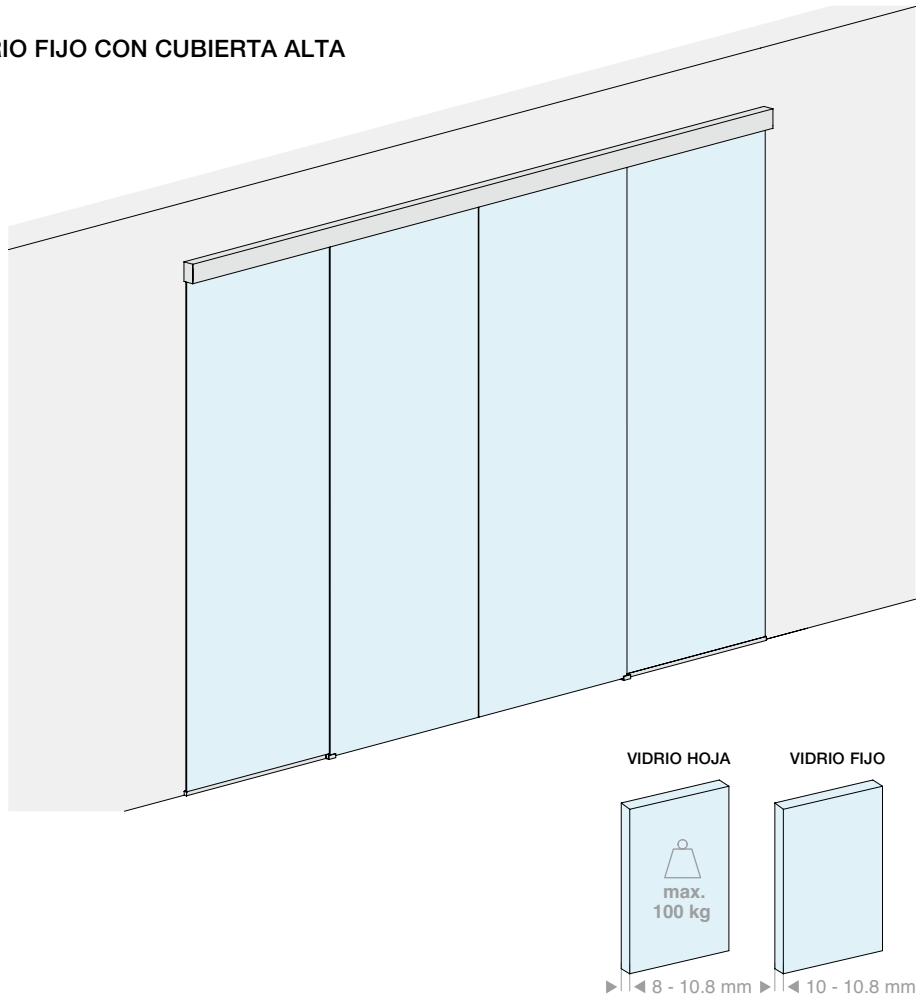

MEDIDAS DEL VANO

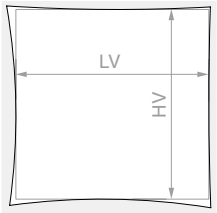

HV máx.: **3000** mm

Kit formado por:

Art.	Descripción	Cant.
LM3110.400	Riel fijación a pared	1 Ud.
LM26100.400	Perfil vidrio fijo	1 Ud.
LM0100C.400	Cubierta para riel	1 Ud.
LMC13.200	Perfil de acabado	1 Ud.
LMU20.300	Perfil en «U»	1 Ud.
LMU20TP	Tapa	4 Uds.
GTUP2	Junta junquillo	4 m
LM10059TP33	Tapa de acabado	2 Uds.
CERPOS514	Pinza	2 Uds.
CERPOS514-C	Pinza para sincronismo	2 Uds.
CARVIT8X40-A2	Carro con tornillo y tuerca	4 Uds.
057.3073.071	Stop sin tope	4 Uds.
LMGF	Guía inferior	2 Uds.
LMSIN-2AC500	Kit de sincronismo	1 Ud.

Opcional

042.3102.072	Amortiguador Softbreak 20-60 kg	2 Uds.
042.3102.071	Amortiguador Softbreak 61-100 kg	2 Uds.

Art.	LV máx.:	Cant.
LMV10021CF.400	**3880** mm	1 Ud.

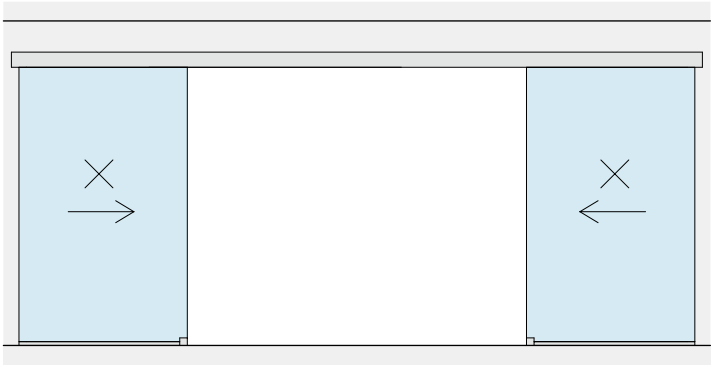

LV

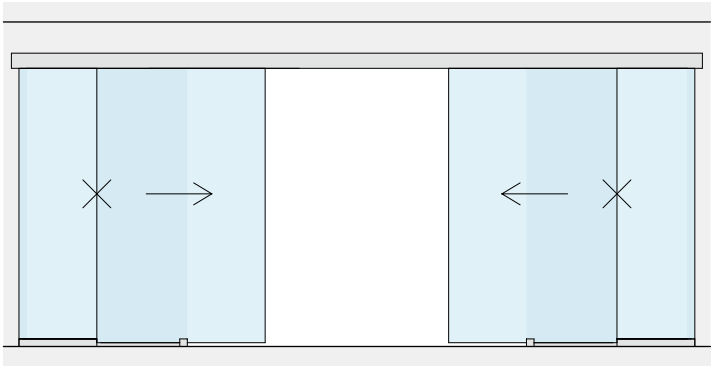

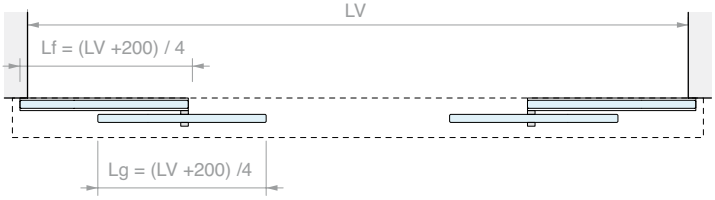
LV
Lf = (LV +200) / 4
Lg = (LV +200) /4

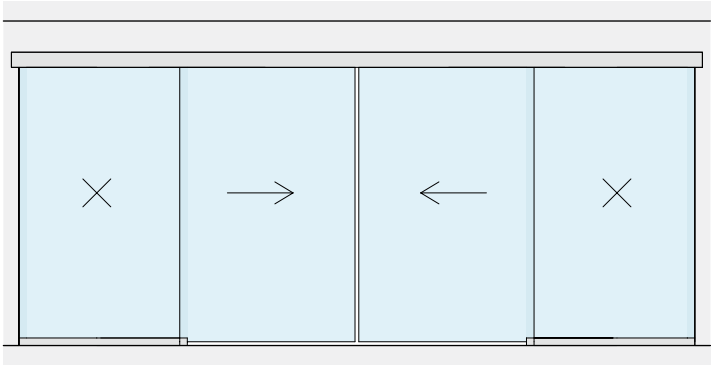

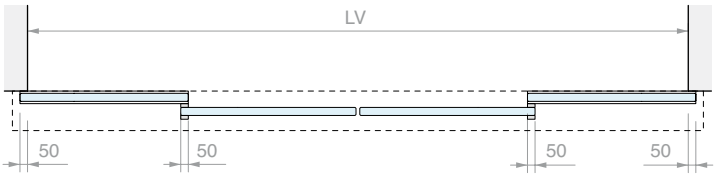
LV
50
50
50
50


60
86
100
20-21
HV
Hf = +10
Hg = HV + 24
10
±3

RIEL FIJACIÓN DE TECHO

Material: Aluminio

Acabado: /6 /88 /97

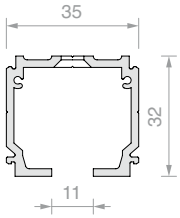

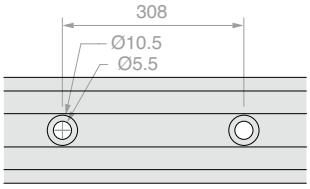

Art.	Longitud	Cant.
LM21.200	**1998** mm	1 Ud.
LM21.300	**2998** mm	1 Ud.
LM21.400	**3998** mm	1 Ud.
LM21.600	**6000** mm	1 Ud.

RIEL FIJACIÓN A PARED

Material: Aluminio

Acabado: /6 /88 /97

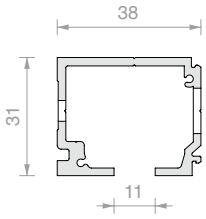

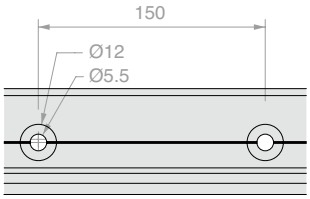

Art.	Longitud	Cant.
LM3110.200	**1998** mm	1 Ud.
LM3110.300	**2998** mm	1 Ud.
LM3110.400	**3998** mm	1 Ud.
LM3110.600	**6000** mm	1 Ud.

RIEL 2 VÍAS FIJACIÓN DE TECHO

Material: Aluminio

Acabado: /6

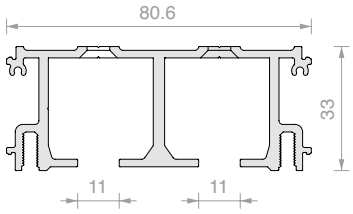

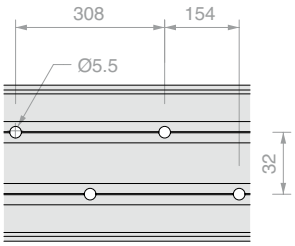

Art.	Longitud	Cant.
LM2V080.200	**1998** mm	1 Ud.
LM2V080.300	**2998** mm	1 Ud.
LM2V080.400	**3998** mm	1 Ud.
LM2V080.600	**6000** mm	1 Ud.

RIEL 3 VÍAS FIJACIÓN DE TECHO

Material: Aluminio

Acabado: /6

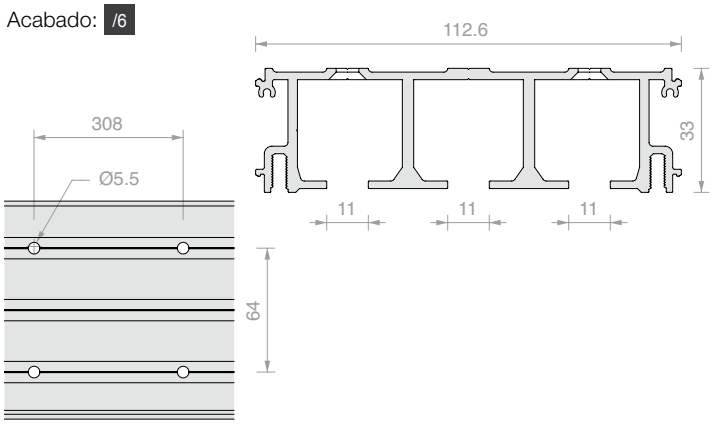

Art.	Longitud	Cant.
LM3V112.200	**1998** mm	1 Ud.
LM3V112.300	**2998** mm	1 Ud.
LM3V112.400	**3998** mm	1 Ud.
LM3V112.600	**6000** mm	1 Ud.

PERFIL VIDRIO FIJO BAJO

Material: Aluminio

Acabado: /6 /88 /97

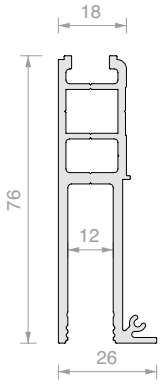

Art.	Longitud	Cant.
LM26075.200	**1998** mm	1 Ud.
LM26075.300	**2998** mm	1 Ud.
LM26075.400	**3998** mm	1 Ud.
LM26075.600	**6000** mm	1 Ud.

PERFIL VIDRIO FIJO ALTO

Material: Aluminio

Acabado: /6 /88 /97

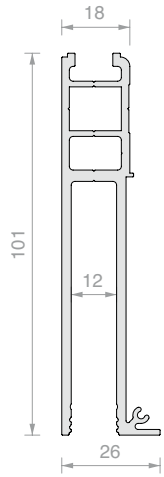

Art.	Longitud	Cant.
LM26100.200	**1998** mm	1 Ud.
LM26100.300	**2998** mm	1 Ud.
LM26100.400	**3998** mm	1 Ud.
LM26100.600	**6000** mm	1 Ud.

CUBIERTA PARA PINZAS A VISTA

Material: Aluminio

Acabado: /6 /88 /97

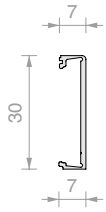

Art.	Longitud	Cant.
LM3120.200	**1998** mm	1 Ud.
LM3120.300	**2998** mm	1 Ud.
LM3120.400	**3998** mm	1 Ud.
LM3120.600	**6000** mm	1 Ud.

CUBIERTA BAJA

Material: Aluminio

Acabado: /6 /88 /97

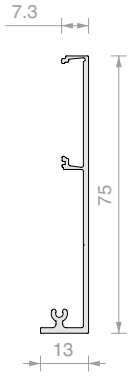

Art.	Longitud	Cant.
LM0075C.200	**1998** mm	1 Ud.
LM0075C.300	**2998** mm	1 Ud.
LM0075C.400	**3998** mm	1 Ud.
LM0075C.600	**6000** mm	1 Ud.

CUBIERTA ALTA

Material: Aluminio

Acabado: /6 /88 /97

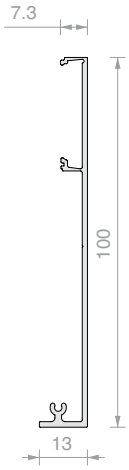

Art.	Longitud	Cant.
LM0100C.200	**1998** mm	1 Ud.
LM0100C.300	**2998** mm	1 Ud.
LM0100C.400	**3998** mm	1 Ud.
LM0100C.600	**6000** mm	1 Ud.



PERFIL DE ACABADO

Material: Aluminio

Acabado: /6 /88 /97

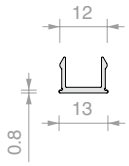

Art.	Longitud	Cant.
LMC13.100	**996** mm	1 Ud.
LMC13.150	**1498** mm	1 Ud.
LMC13.200	**1998** mm	1 Ud.
LMC13.300	**3000** mm	1 Ud.

PERFIL EN «U»

Material: Aluminio

Acabado: /6 /88 /91 /97

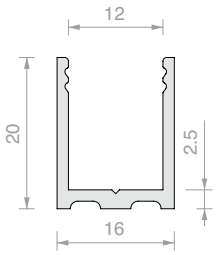

Art.	Longitud	Cant.
LMU20.100	**996** mm	1 Ud.
LMU20.150	**1498** mm	1 Ud.
LMU20.300	**3000** mm	1 Ud.

TAPA DE ACABADO

Material: Aluminio

Acabado: /88 /91 /97 /R2

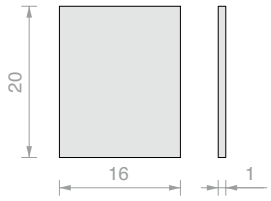

Art.	Cant.
LMU20TP	1 Ud.

JUNTA JUNQUILLO

Material: PVC

Art.	Espesor	Color	Cant.
GTUP2	**2** mm	Transparente	1 m
GTUP3	**3** mm	Transparente	1 m
GTUP4	**4** mm	Transparente	1 m
GTUP5	**5** mm	Transparente	1 m
GTUP6	**6** mm	Transparente	1 m

Art.	Espesor	Color	Cant.
GTUP2G	**2** mm	Gofrada	1 m
GTUP3G	**3** mm	Gofrada	1 m
GTUP4G	**4** mm	Gofrada	1 m
GTUP5G	**5** mm	Gofrada	1 m
GTUP6G	**6** mm	Gofrada	1 m

Art.	Espesor	Color	Cant.
GTUP2N	**2** mm	Negra	1 m
GTUP3N	**3** mm	Negra	1 m
GTUP4N	**4** mm	Negra	1 m
GTUP5N	**5** mm	Negra	1 m
GTUP6N	**6** mm	Negra	1 m

TAPA DE ACABADO 2 TORNILLOS

Material: Aluminio

Acabado: /6 /88 /97

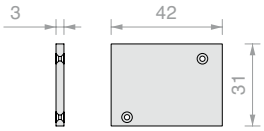

Art.	Cant.
LM31042TP32	1 Ud.

TAPA DE ACABADO 2 TORNILLOS

Material: Aluminio

Acabado: /6 /88 /97

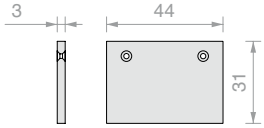

Art.	Cant.
LM31044TP32	1 Ud.

TAPA DE ACABADO 3 TORNILLOS

Material: Aluminio

Acabado: /6 /88 /97

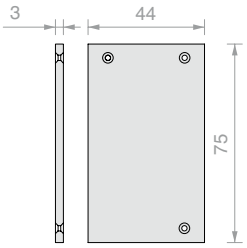

Art.	Cant.
LM75044TP33	1 Ud.

TAPA DE ACABADO 3 TORNILLOS

Material: Aluminio

Acabado: /6 /88 /97

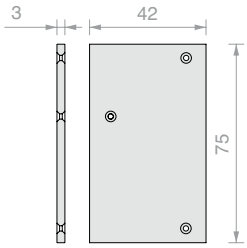

Art.	Cant.
LM75042TP33	1 Ud.

TAPA DE ACABADO 3 TORNILLOS

Material: Aluminio

Acabado: /6 /88 /97

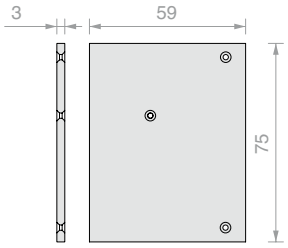

Art.	Cant.
LM075059TP33	1 Ud.

TAPA DE ACABADO 3 TORNILLOS

Material: Aluminio

Acabado: /6 /88 /97

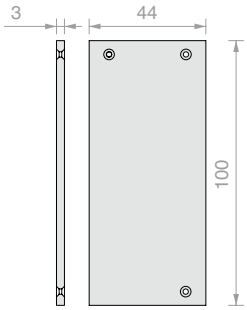

Art.	Cant.
LM10044TP33	1 Ud.

TAPA DE ACABADO 3 TORNILLOS

Material: Aluminio

Acabado: /6 /88 /97

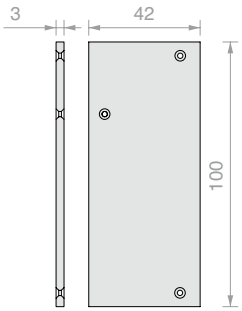

Art.	Cant.
LM10042TP33	1 Ud.

TAPA DE ACABADO 3 TORNILLOS

Material: Aluminio

Acabado: /6 /88 /97

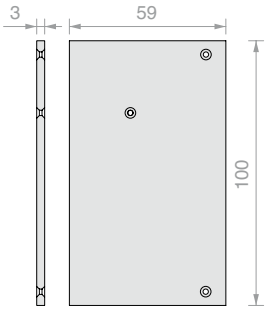

Art.	Cant.
LM10059TP33	1 Ud.

TAPA DE ACABADO 3 TORNILLOS

Material: Aluminio

Acabado: /6 /88 /97

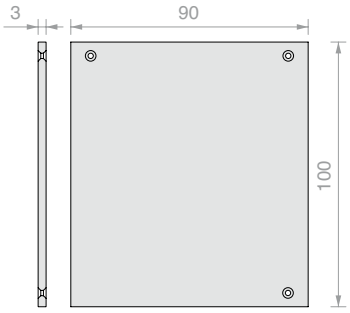

Art.	Cant.
LM10090TP33	1 Ud.

TAPA DE ACABADO 3 TORNILLOS

Material: Aluminio

Acabado: /6 /88 /97

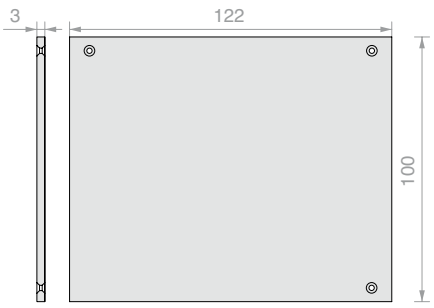

Art.	Cant.
LM10022TP33	1 Ud.

CARRO CON TORNILLO Y TUERCA

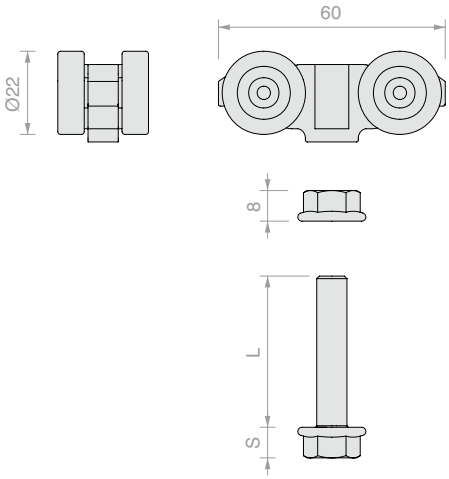

Art.	L	S	Para pinzas	Cant.
CARVIT8X50-A2	**50** mm	**8** mm	CERPOS514	1 Ud.
CARVIT8X40-A2	**40** mm	**8** mm	CERPOS514	1 Ud.
057.3114.071	**32** mm	**5** mm	CERPOS170	1 Ud.

AMORTIGUADOR SOFTBREAK

Material: ABS, zamak y acero

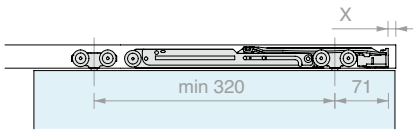

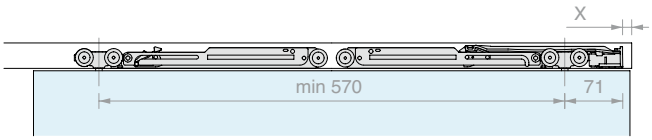

Art.	Capacidad de carga	Cant.
042.3102.072	De **20** a **60** kg	1 Ud.
042.3102.071	De **61** a **100** kg	1 Ud.

PINZA PARA CORREDERAS

Material: Aluminio

Acabado: /6 /10 /88 /97

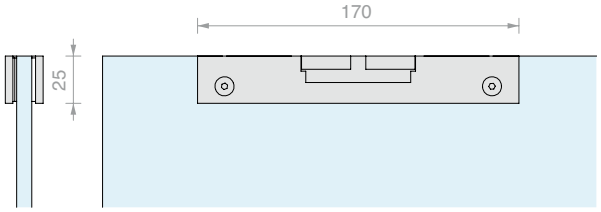

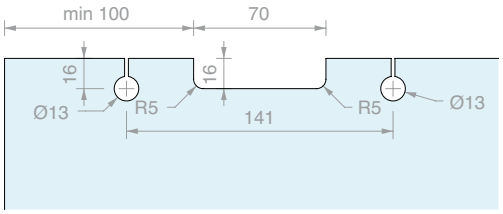

Art.	Para vidrios	Cant.
CERPOS170ALL	De **8** a **10.8** mm	1 Ud.

PINZA PARA CORREDERAS CON CUBIERTA

Material: Aluminio

Acabado: /6 /88 /97

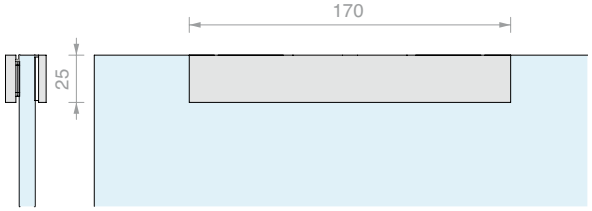

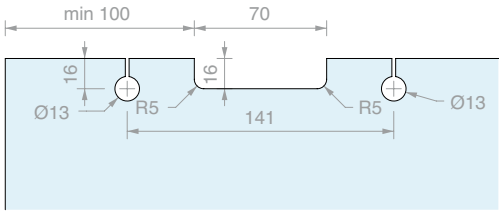

Art.	Para vidrios	Cant.
CERPOS170COV	De **8** a **10.8** mm	1 Ud.

PINZA PARA CORREDERAS PARA SINCRONISMO

Material: Aluminio

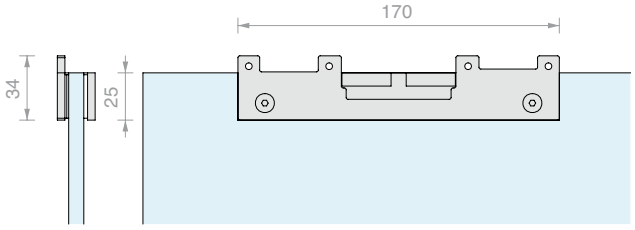

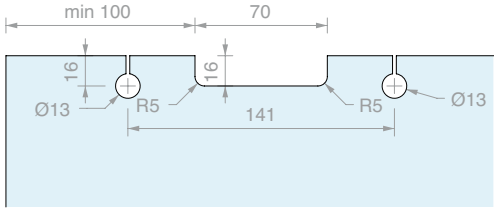

Art.	Para vidrios	Cant.
CERPOS170SYNC	De **8** a **10.8** mm	1 Ud.

PINZA PARA CORREDERAS

Material: Aluminio

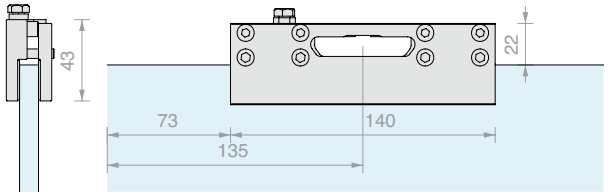

Art.	Para vidrios	Cant.
CERPOS514	De **8** a **10.8** mm	1 Ud.

PINZA PARA CORREDERAS PARA SINCRONISMO EN OPOSICION O ARRASTRADO

Material: Aluminio

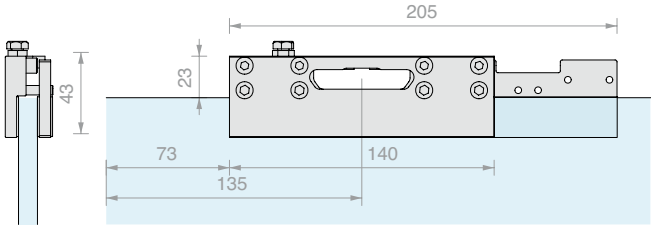

Art.	Para vidrios	Cant.
CERPOS514-C	De **8** a **10.8** mm	1 Ud.

PINZA PARA CORREDERAS PARA ARRASTRE

Material: Aluminio

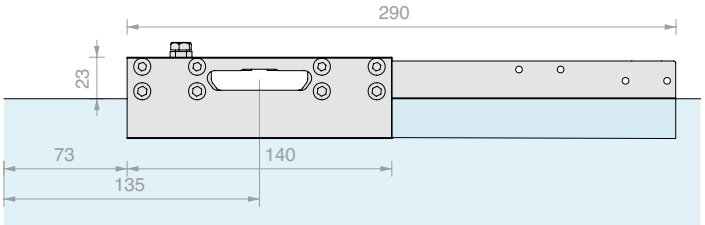

Art.	Para vidrios	Cant.
CERPOS514-T	De **8** a **10.8** mm	1 Ud.

STOP CON TOPE

Material: ABS

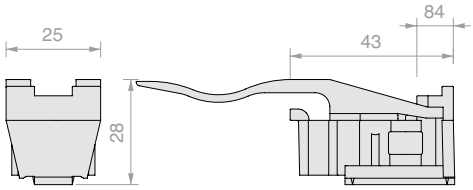

Art.	Cant.
057.3073.072	1 Ud.

STOP SIN TOPE

Material: ABS

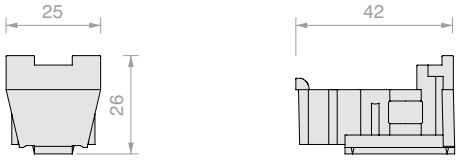

Art.	Cant.
057.3073.071	1 Ud.

GUÍA

Material: Aluminio

Acabado: /88 /97 /R2

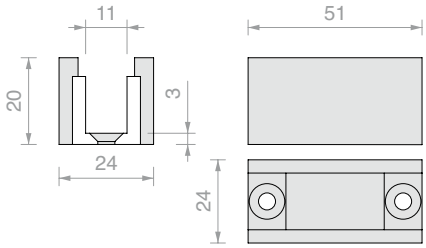

Art.	Para vidrios	Cant.
LMGF	De **8** a **10** mm	1 Ud.

KIT SINCRONISMO PARA 2 HOJAS ARRASTRADAS CON CERPOS514 -C Y -T

Acabado: /6 /88 /97

Art.	Cant.
LMSIN-2AT502	1 Ud.

KIT SINCRONISMO PARA 3 HOJAS ARRASTRADAS CON CERPOS514 -C Y -T

Acabado: /6 /88 /97

Art.	Cant.
LMSIN-3AT503	1 Ud.

KIT SINCRONISMO PARA 2 HOJAS EN LÍNEA CON CERPOS170SYNC

Art.	Cant.
LMSIN-2AC170	1 Ud.

KIT SINCRONISMO PARA 2 HOJAS EN LÍNEA CON CERPOS514-C

Art.	Cant.
LMSIN-2AC500	1 Ud.

Forme

Perfiles de dimensiones reducidas para decorar las hojas de vidrio. Aplicación sobre vidrio mediante adhesivo de espesor de 0,5 mm, silicona o adhesivo UV.
Seleccionar la guía y los accesorios adecuados para alojar el vidrio y su perfil de canteado.

PERFIL PLANO SERIE FORME

Material: Aluminio

Acabado: /6 /88 /97 /RAL

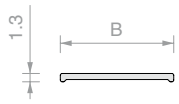

Art.	B	Longitud	Cant.
FOP10.30	**10** mm	**3000** mm	1 Ud.
FOP15.30	**15** mm	**3000** mm	1 Ud.
FOP20.30	**20** mm	**3000** mm	1 Ud.

PERFIL EN «U» SERIE FORME

Material: Aluminio

Acabado: /6 /88 /97 /RAL

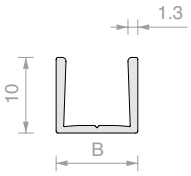

Art.	B	Longitud	Para vidrios	Cant.
FOU1011.30	**10.8** mm	**3000** mm	**8** mm	1 Ud.
FOU1013.30	**12.8** mm	**3000** mm	**10** mm	1 Ud.

ADHESIVO TESA® ACX^{plus}

Adhesivo transparente para la fijación de vidrio, acero y aluminio.
El revestimiento de papel facilita la aplicación manual de la cinta.

Art.	Medidas	Espesor	Cant.
TS250065	**6** mm x **25** m	**0.5** mm	1 Ud.
TS250125	**12** mm x **25** m	**0.5** mm	1 Ud.
TS250155	**15** mm x **25** m	**0.5** mm	1 Ud.

GUÍA INFERIOR

Material: Aluminio

Acabado: /88 /97 /R2

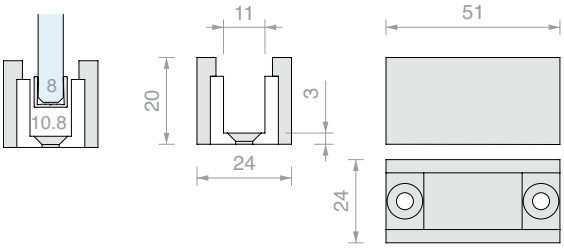

Art.	Para perfil	Cant.
LMGF	FOU1011	1 Ud.

ADAPTADOR PARA GUÍA LMGF

Accesorio que poner en la guía inferior LMGF Material: plástico

Acabado: /56

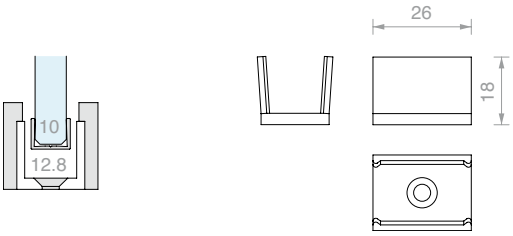

Art.	Para perfil	Cant.
LMGF13-POM	FOU1013	1 Ud.

LM INVISIBLE

Design

La colección LM INVISIBLE es una familia de puertas correderas dondo el vidrio es el único protagonista de la puerta corredera.

Los rieles completamente empotrados en el techo encajan en todos los contextos arquitectónicos, combinando funcionalidad y estética.



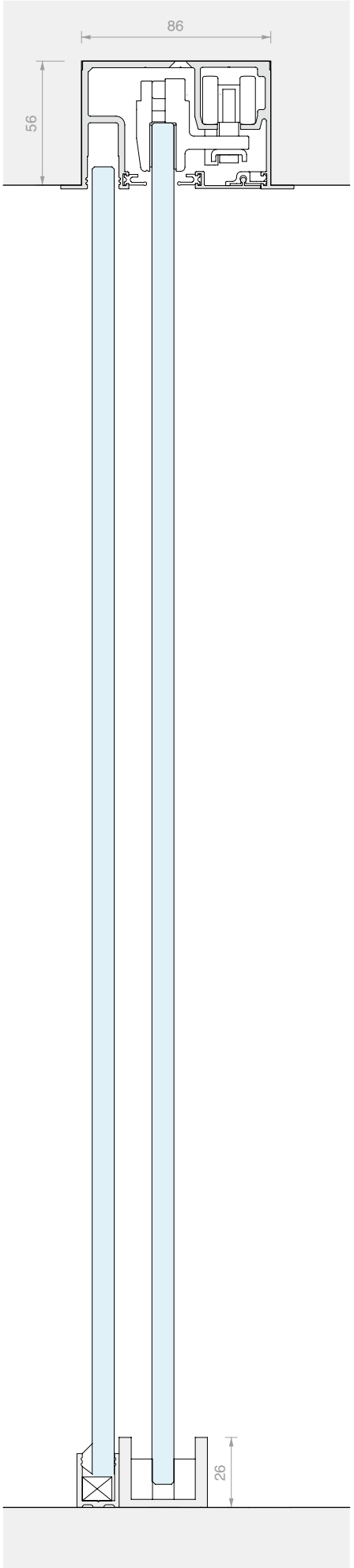

/88
Aluminio símil-inox satinado

/97
Aluminio opaco

LM INVISIBLE

Características técnicas



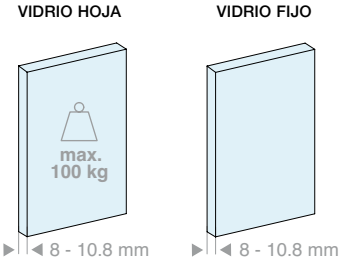

2 tipos de instalación

Techo

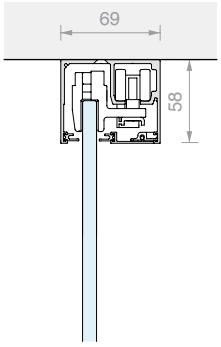

1 vía

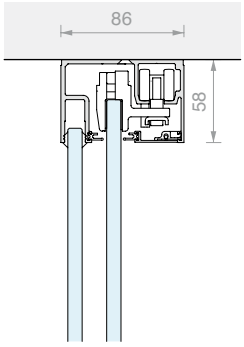

1 vía + fijo

Techo empotrado

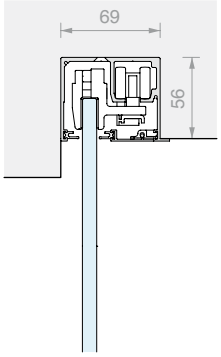

1 vía

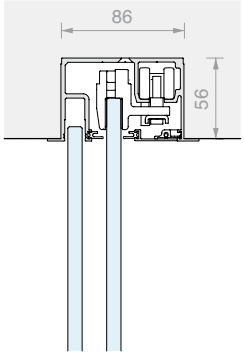

1 vía + fijo

2 tipos de espacio ocupado superior

Perfil a la vista



Perfil empotrado

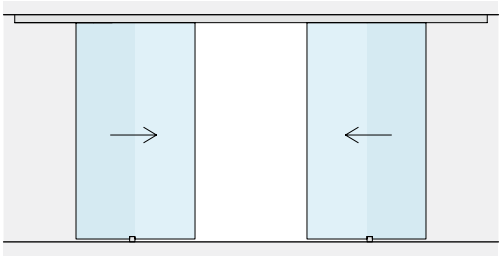

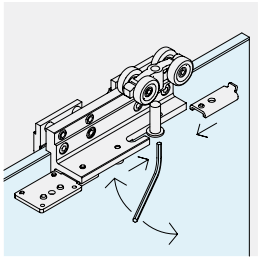

REGULACIÓN DE LA HOJA
Se puede ajustar la altura de cada carro individual para registrar la posición de la hoja en ±3 mm.

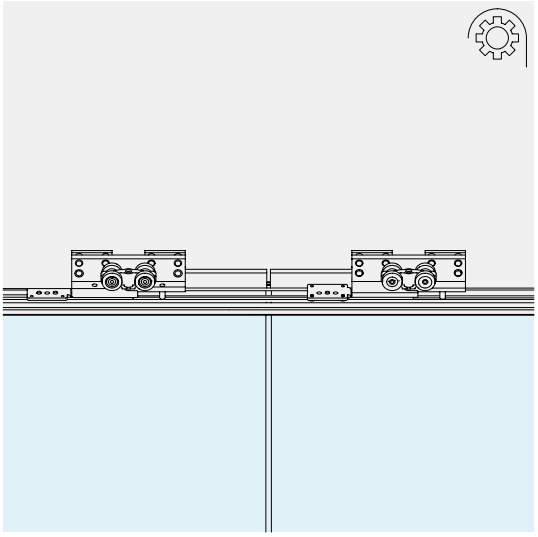

SINCRONISMO
Hay accesorios disponibles para la sincronización simultánea de 2 hojas móviles.

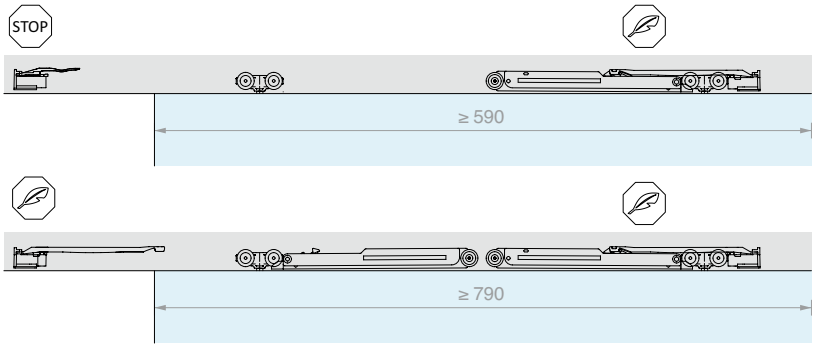

SOFT CLOSE
El uso de un solo amortiguador permite una apertura y un cierre controlados y suaves.

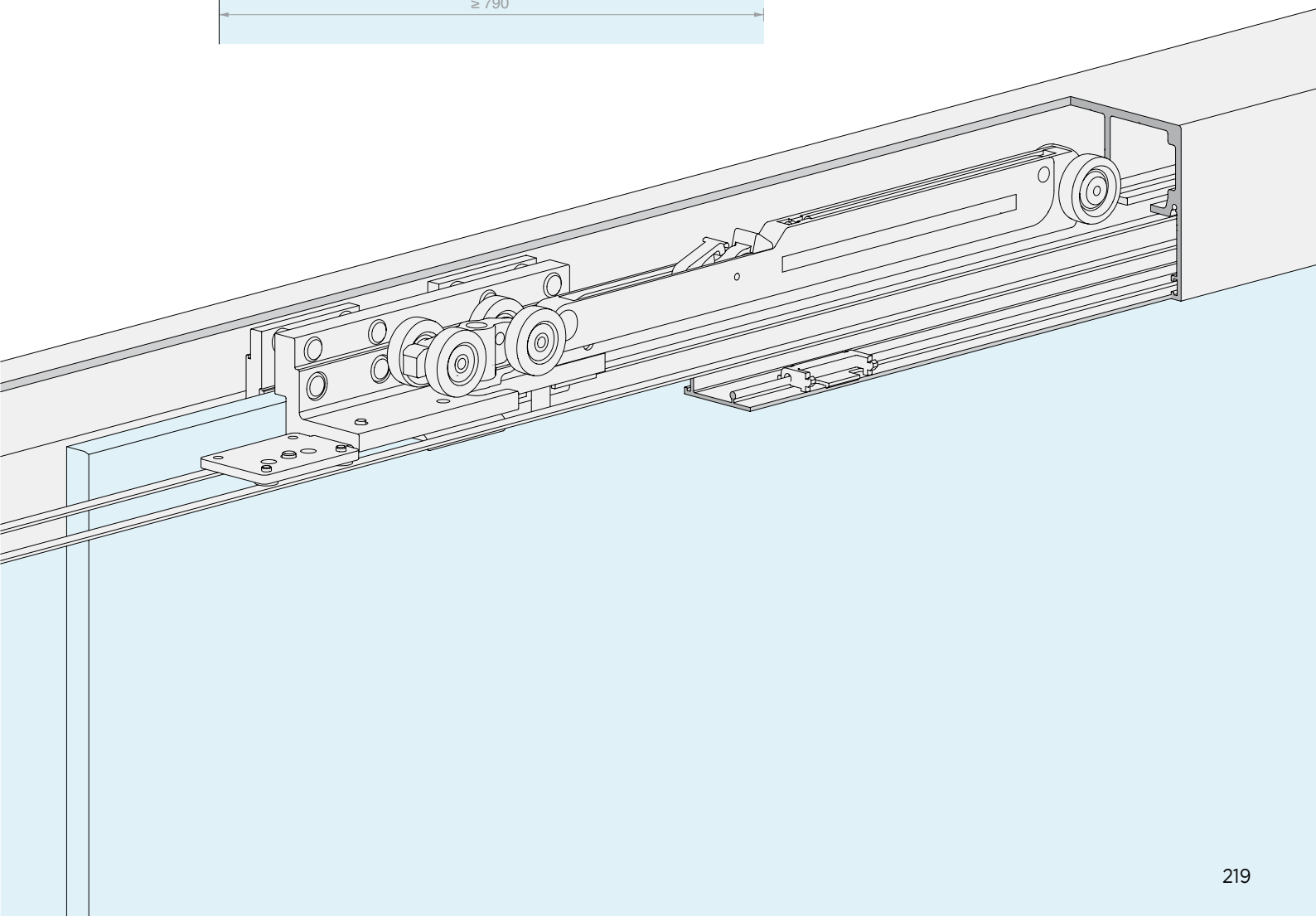

LM INVISIBLE

Kit

INSTALACIÓN DE TECHO

HOJAS MÓVILES

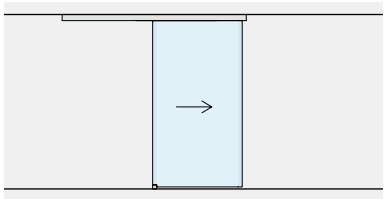

Pág. 224

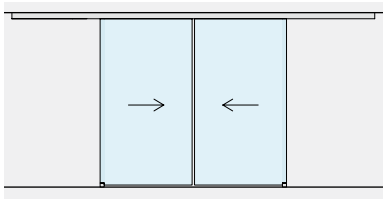

Pág. 228

HOJAS MÓVILES
CON VIDRIOS FIJOS

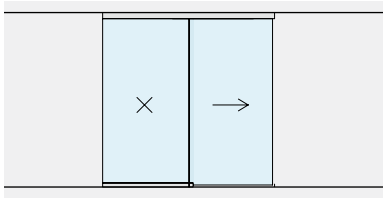

Pág. 232

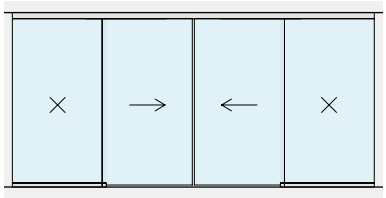

Pág. 236

INSTALACIÓN EMPOTRADA EN TECHO

HOJAS MÓVILES

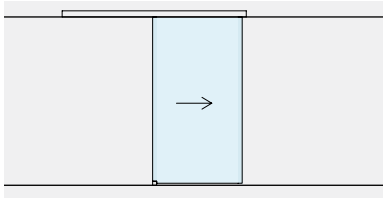

Pág. 240

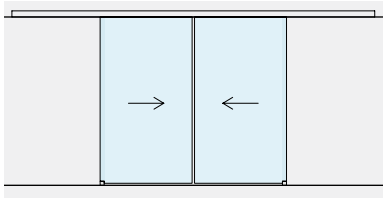

Pág. 244

HOJAS MÓVILES
CON VIDRIOS FIJOS

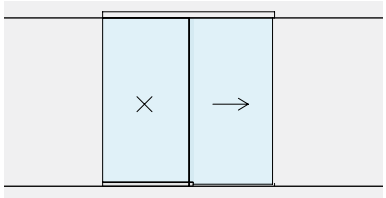

Pág. 248

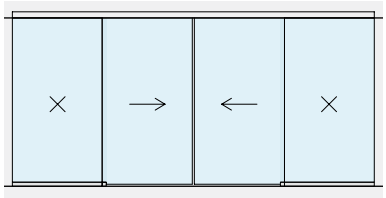

Pág. 252

KIT CORREDERA FIJACIÓN DE TECHO HOJA SIMPLE

Material: Aluminio
Acabado: /88 /97

MEDIDAS DEL VANO

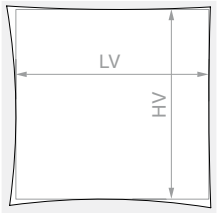

HV máx.: **2730** mm

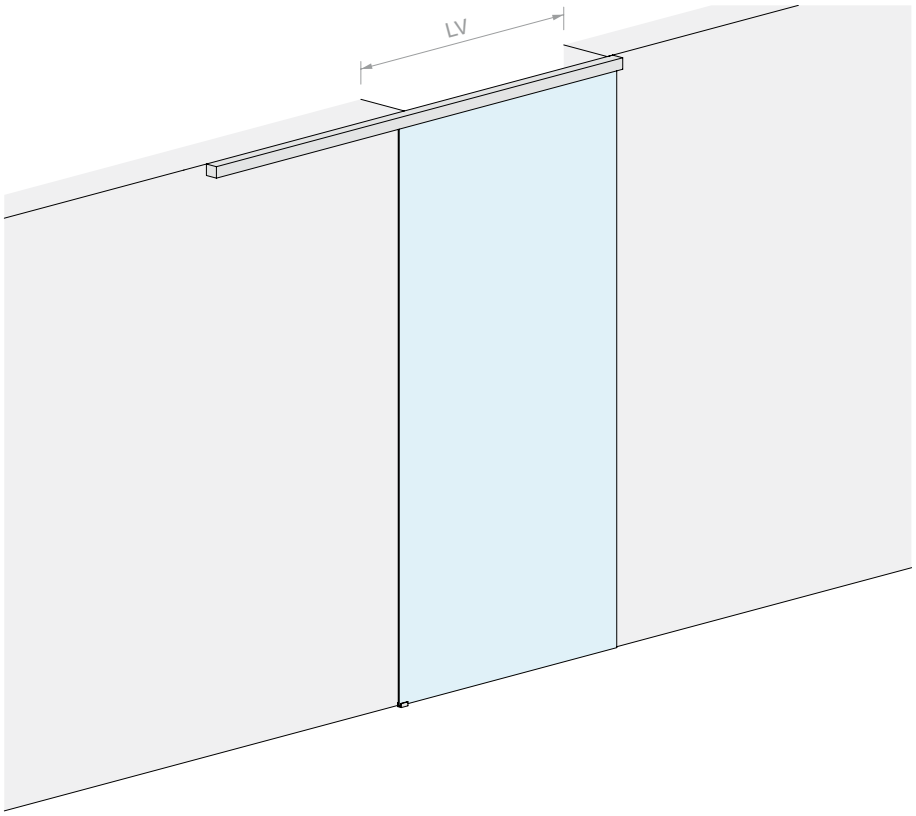

VIDRIO HOJA

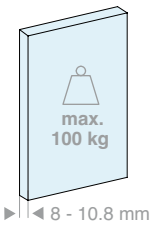

VIDRIO HOJA

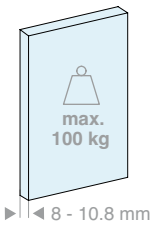

Kit formado por:

Art.	Descripción	Cant.
LMGW	Juego de accesorios para una puerta	1 Ud.
LMGWSB200	Riel fijación de techo	1 Ud.
057.3085.200	Cubierta inferior	1 Ud.
LMGWST01	Pareja de tapas terminales	1 Ud.
057.3078.002	Junta de acabado	4 m

Opcional

042.3102.072	Amortiguador Softbreak 20-60 kg	1 Ud.
042.3102.071	Amortiguador Softbreak 61-100 kg	1 Ud.

Kit formado por:

Art.	Descripción	Cant.
LMGW	Juego de accesorios para una puerta	1 Ud.
LMGWSB300	Riel fijación de techo	1 Ud.
057.3085.300	Cubierta inferior	1 Ud.
LMGWST01	Pareja de tapas terminales	1 Ud.
057.3078.002	Junta de acabado	6 m

Opcional

042.3102.072	Amortiguador Softbreak 20-60 kg	1 Ud.
042.3102.071	Amortiguador Softbreak 61-100 kg	1 Ud.

Art.	LV máx.:	Cant.
LMGWS200	**920** mm	1 Ud.

Art.	LV máx.:	Cant.
LMGWS300	**1420** mm	1 Ud.

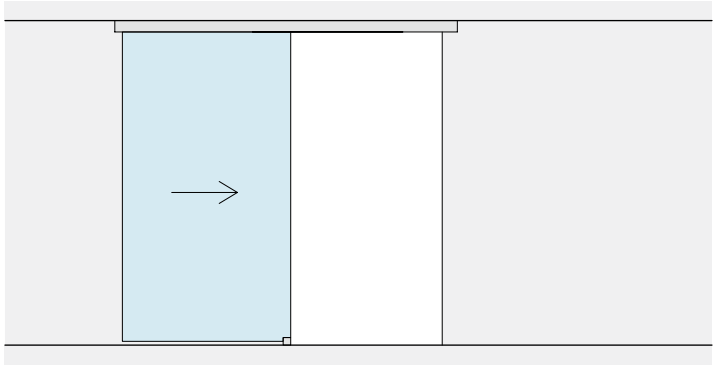

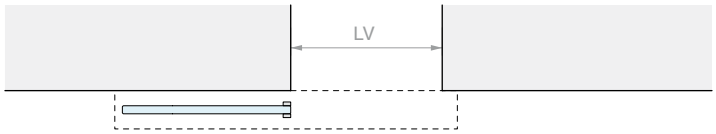
LV

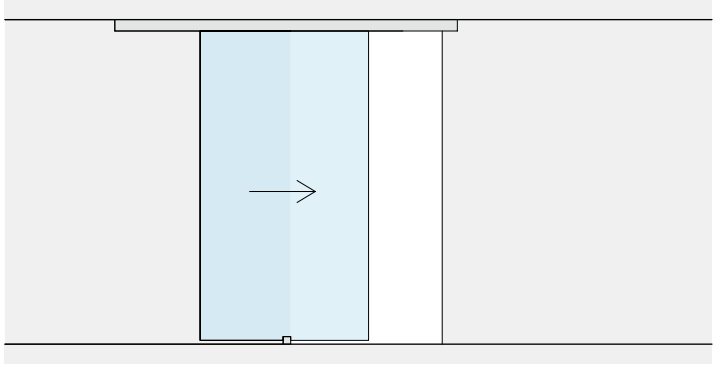

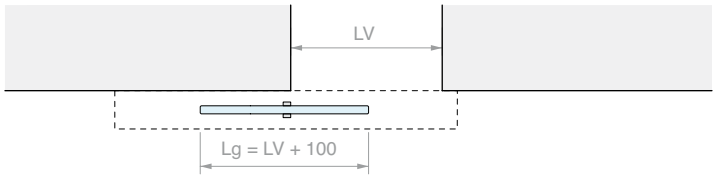
LV
Lg = LV + 100

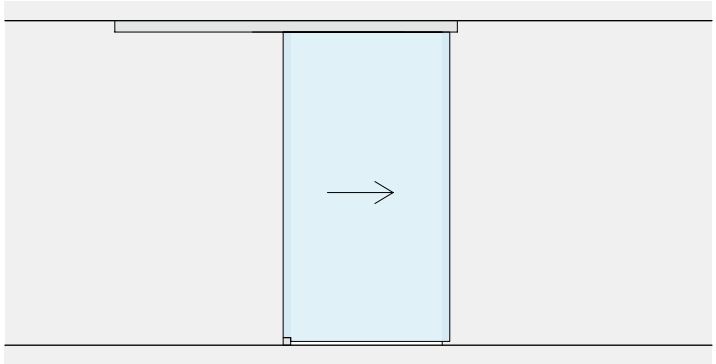

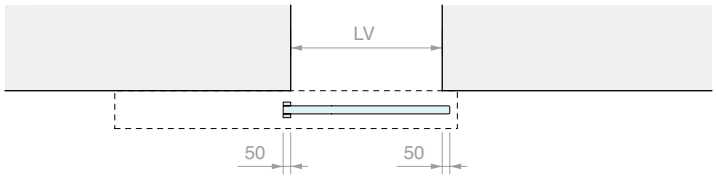
LV
50
50


69
58
15
Hg = HV - 38
HV
10
±3
26
35

KIT CORREDERA FIJACIÓN DE TECHO DOBLE HOJA

Material: Aluminio
Acabado: /88 /97

MEDIDAS DEL VANO

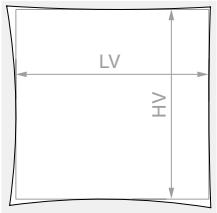

HV máx.: **2730** mm

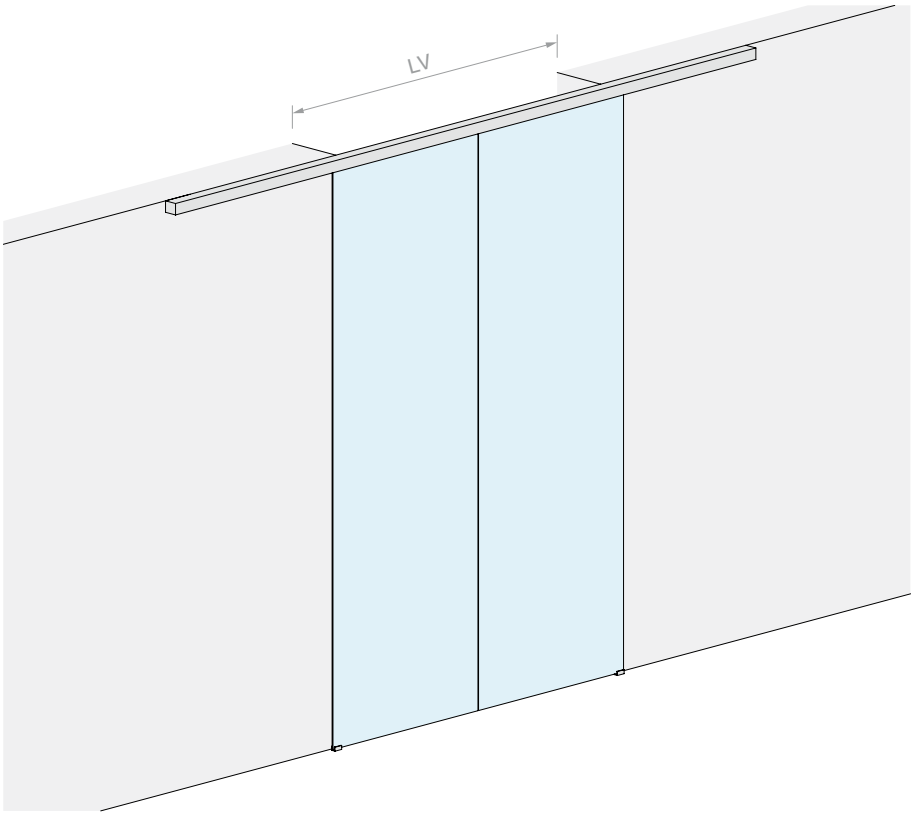

VIDRIO HOJA

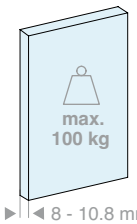

8 - 10.8 mm

Kit formado por:

Art.	Descripción	Cant.
LMGW	Juego de accesorios para una puerta	2 Uds.
LMGWSB400	Riel fijación de techo	1 Ud.
057.3085.400	Cubierta inferior	1 Ud.
LMGWST01	Pareja de tapas terminales	1 Ud.
057.3078.002	Junta de acabado	8 m

Opcional

042.3102.072	Amortiguador Softbreak 20-60 kg	1 Ud.
042.3102.071	Amortiguador Softbreak 61-100 kg	1 Ud.
LMSINCRO	Kit de sincronismo	1 Ud.

Art.	LV máx.:	Cant.
LMGWS400	**1940** mm	1 Ud.

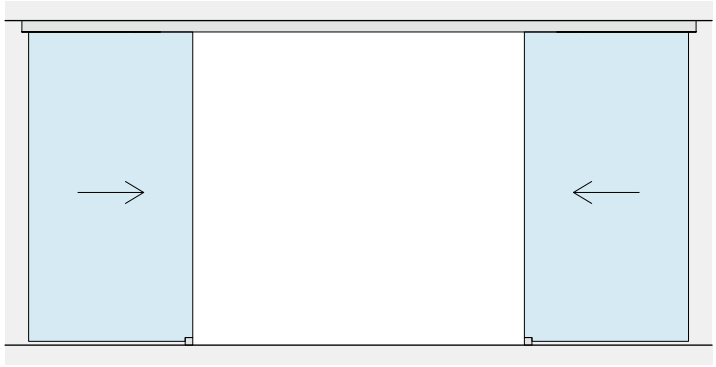

LV

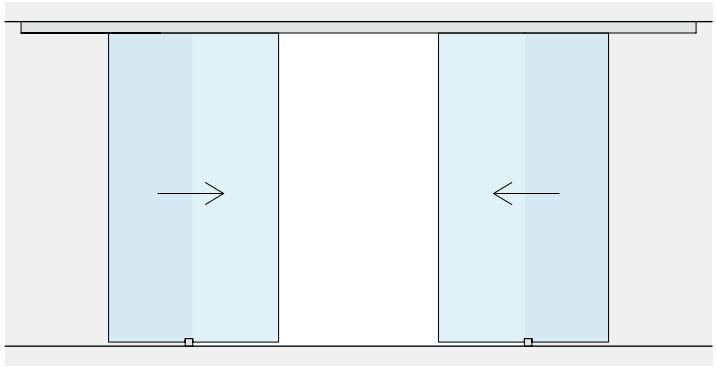

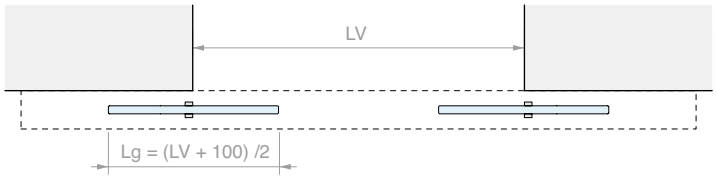
LV
Lg = (LV + 100) /2

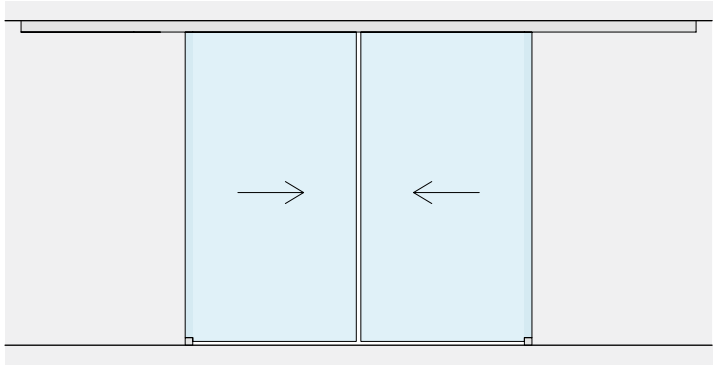

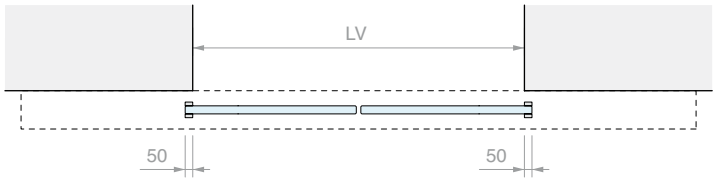
LV
50
50


69
58
15
Hg = H - 38
HV
26
10
±3
35

KIT CORREDERA FIJACIÓN DE TECHO
HOJA INDIVIDUAL CON VIDRIO FIJO

Material: Aluminio
Acabado: /88 /97

SIN ORIFICIOS EN EL VIDRIO

MEDIDAS DEL VANO

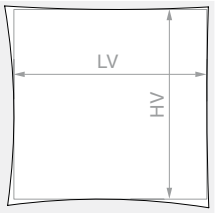

HV máx.: **2730** mm

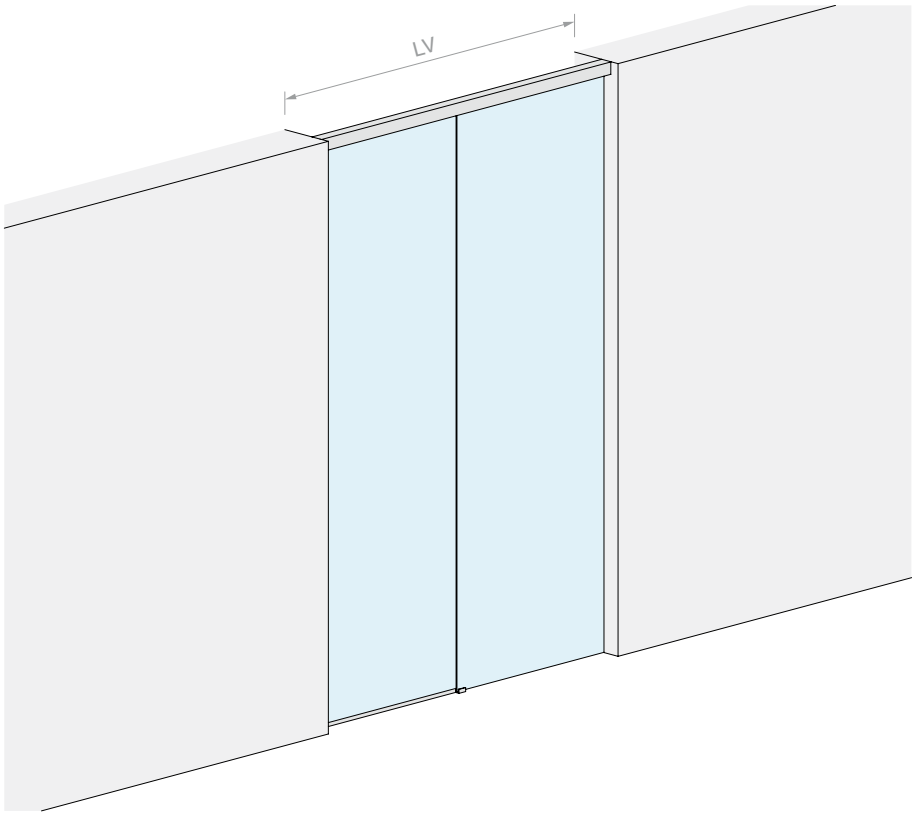

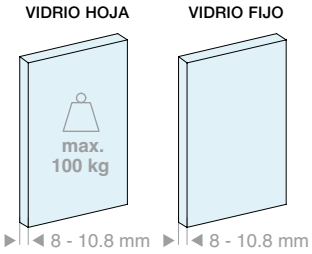

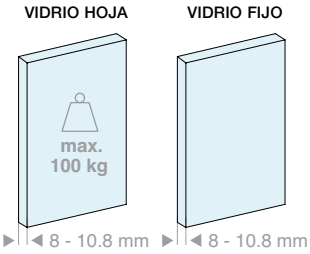

Kit formado por:

Art.	Descripción	Cant.
LMGW	Juego de accesorios para una puerta	1 Ud.
057.3084.200	Riel fijación de techo	1 Ud.
057.3085.200	Cubierta inferior	1 Ud.
LMU20.150	Perfil en «U»	1 Ud.
042.3005.100	Perfil de acabado	1 Ud.
LMU20TP	Tapas de acabado	1 Ud.
057.3078.002	Junta de acabado	4 m
GTUP2	Junta junquillo	5 m

Opcional

042.3102.072	Amortiguador Softbreak 20-60 kg	1 Ud.
042.3102.071	Amortiguador Softbreak 61-100 kg	1 Ud.
LMU20.300	Perfil en «U»	1 Ud.

Kit formado por:

Art.	Descripción	Cant.
LMGW	Juego de accesorios para una puerta	1 Ud.
057.3084.300	Riel fijación de techo	1 Ud.
057.3085.300	Cubierta inferior	1 Ud.
LMU20.300	Perfil en «U»	1 Ud.
042.3005.200	Perfil de acabado	1 Ud.
LMU20TP	Tapas de acabado	1 Ud.
057.3078.002	Junta de acabado	6 m
GTUP2	Junta junquillo	6 m

Opcional

042.3102.072	Amortiguador Softbreak 20-60 kg	1 Ud.
042.3102.071	Amortiguador Softbreak 61-100 kg	1 Ud.
LMU20.300	Perfil en «U»	1 Ud.

Art.	LV máx.:	Cant.
LMGWF200	**2000** mm	1 Ud.

Art.	LV máx.:	Cant.
LMGWF300	**3000** mm	1 Ud.

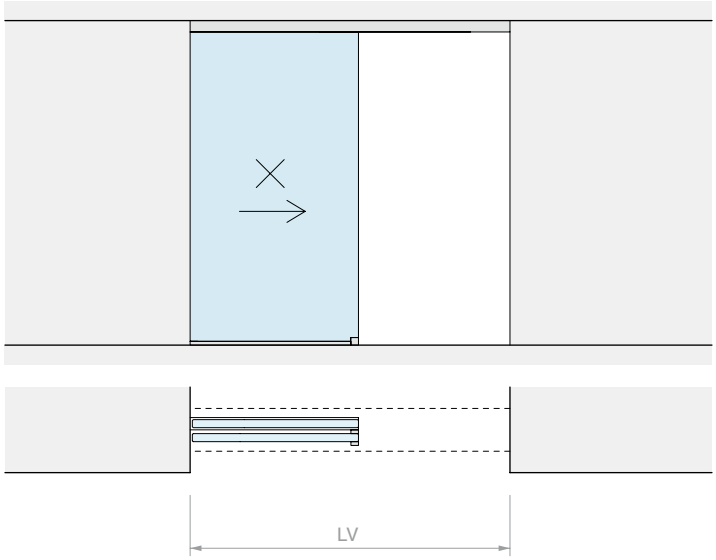
LV

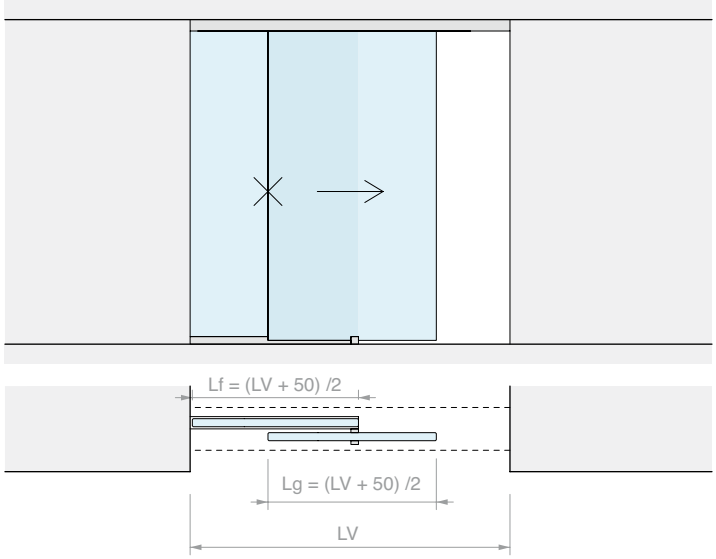
Lf = (LV + 50) /2
Lg = (LV + 50) /2
LV

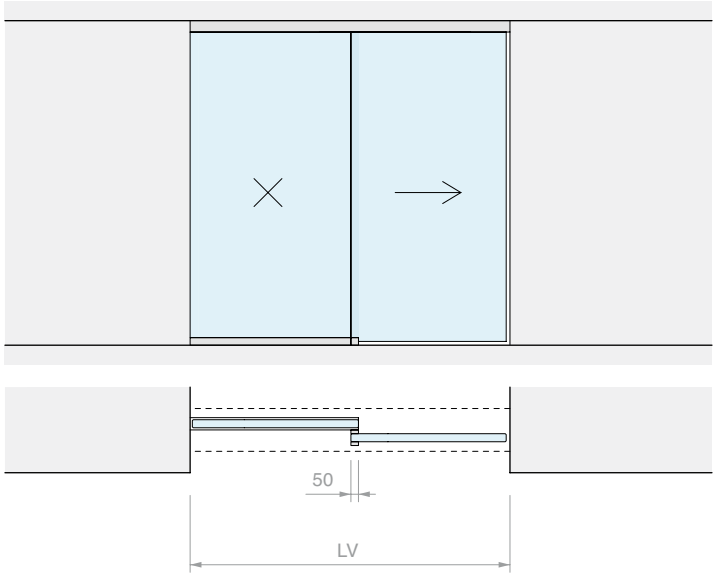
50
LV

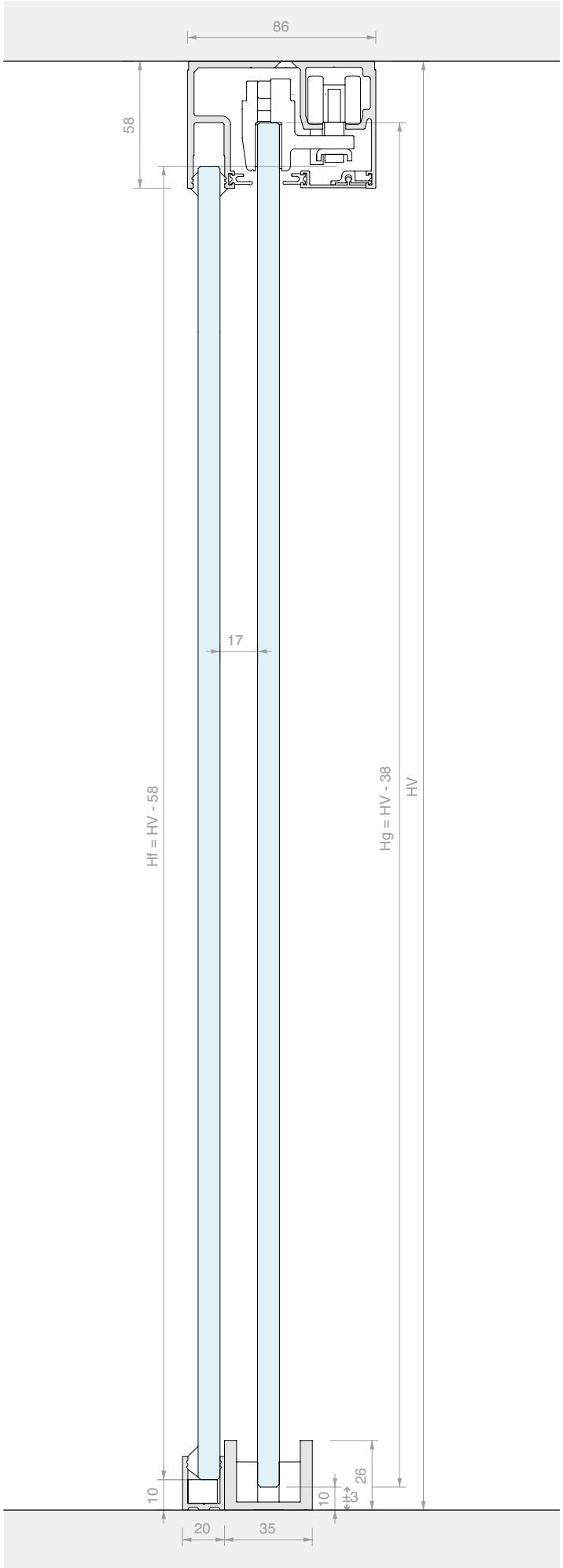
86
58
17
Hf = HV - 58
Hg = HV - 38
HV
10
10
26
±3
20
35

KIT CORREDERA FIJACIÓN DE TECHO DOBLE HOJA CON DOBLE VIDRIO FIJO

Material: Aluminio
Acabado: /88 /97

MEDIDAS DEL VANO

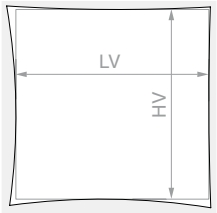

HV máx.: **2730** mm

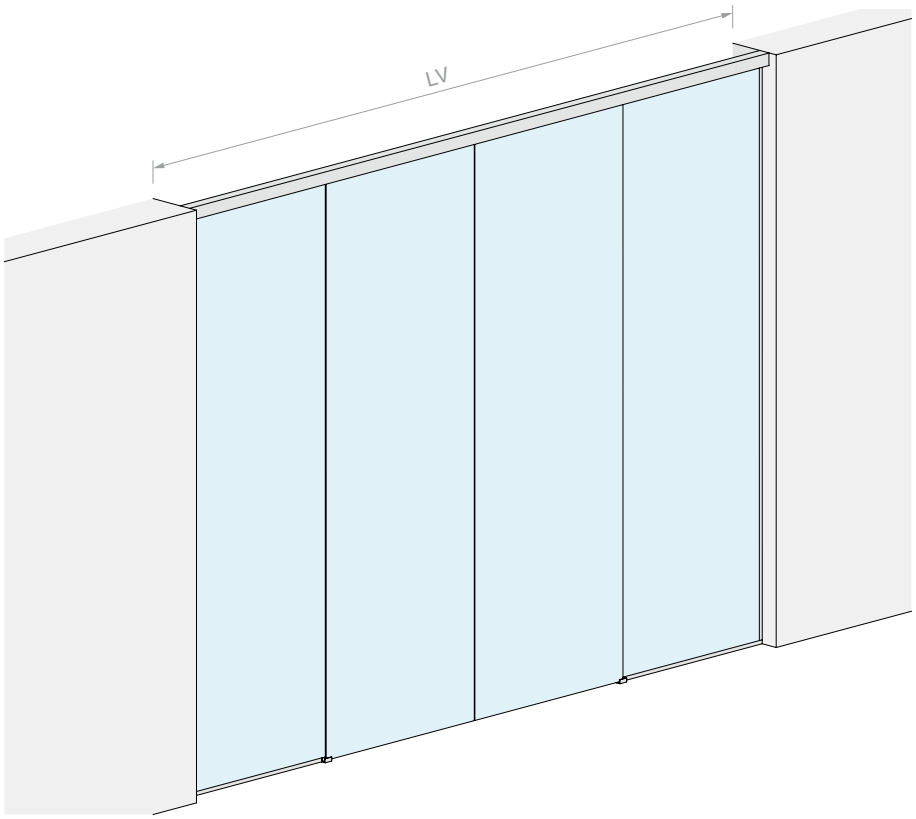

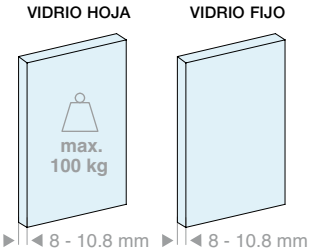

Kit formado por:

Art.	Descripción	Cant.
LMGW	Juego de accesorios para una puerta	2 Uds.
057.3084.400	Riel fijación de techo y fijo	1 Ud.
057.3085.400	Cubierta inferior	1 Ud.
LMU20.300	Perfil en «U»	1 Ud.
042.3005.300	Perfil de acabado	1 Ud.
LMU20TP	Tapas de acabado	2 Uds.
057.3078.002	Junta de acabado	8 m
GTUP2	Junta junquillo	9 m

Opcional

042.3102.072	Amortiguador Softbreak 20-60 kg	1 Ud.
042.3102.071	Amortiguador Softbreak 61-100 kg	1 Ud.
LMU20.300	Perfil en «U»	1 Ud.
LMSINCRO	Kit de sincronismo	1 Ud.

Art.	LV máx.:	Cant.
LMGWF400	**4000** mm	1 Ud.

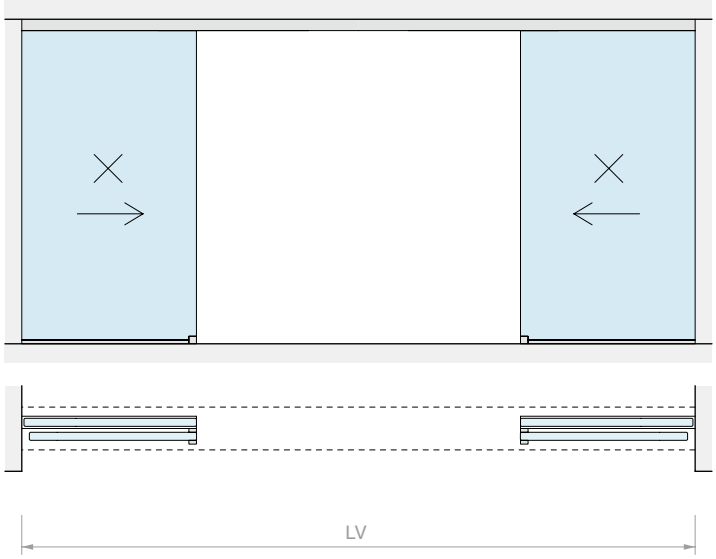
LV

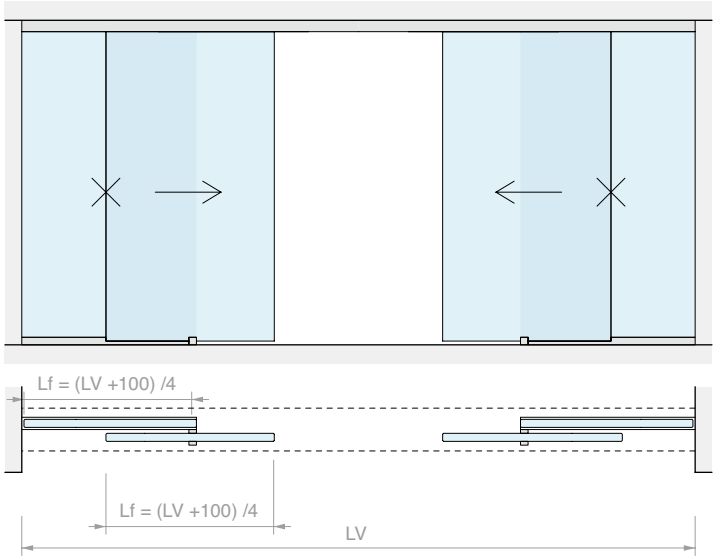
Lf = (LV +100) /4
Lf = (LV +100) /4
LV

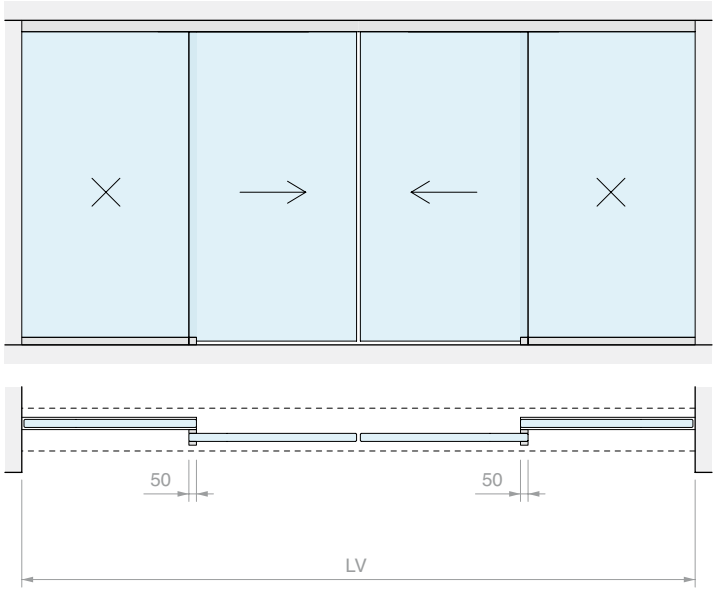
50
50
LV

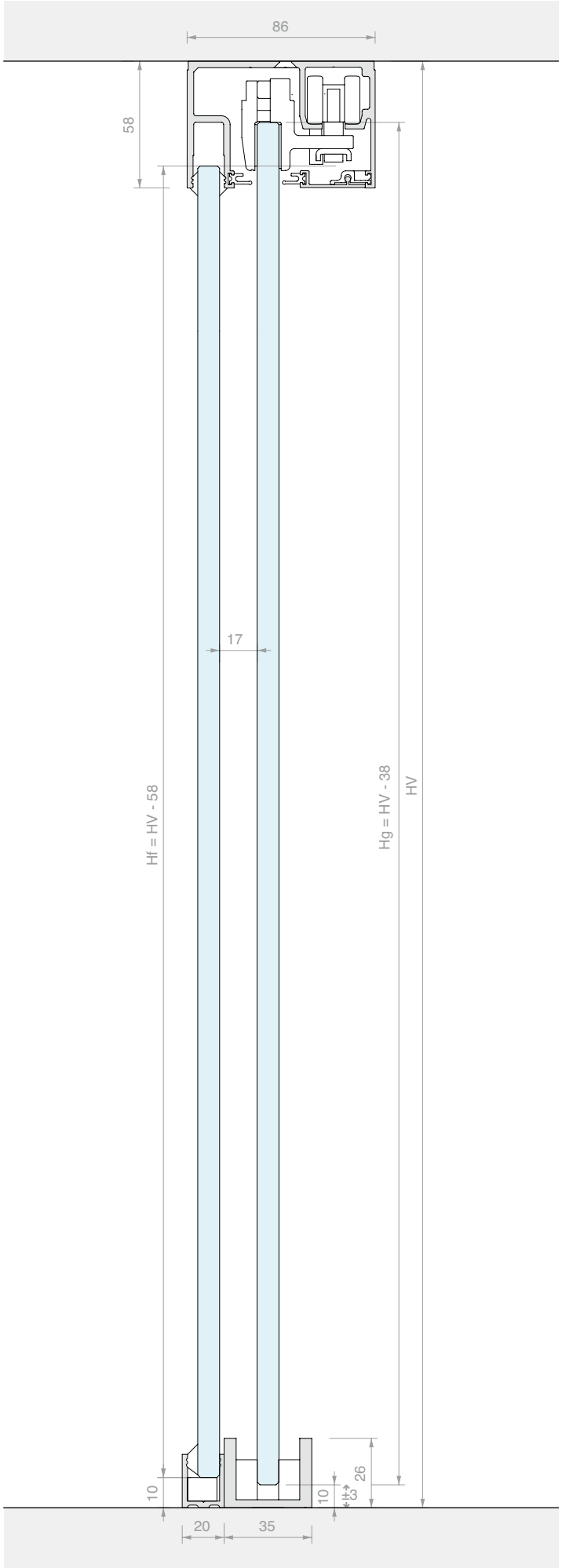
86
58
17
Hf = HV - 58
Hg = HV - 38
HV
10
10
26
±3
20
35

the BOOK

KIT CORREDERA FIJACIÓN EMPOTRADA HOJA INDIVIDUAL

Material: Aluminio
Acabado: /88 /97

SIN ORIFICIOS EN EL VIDRIO

MEDIDAS DEL VANO

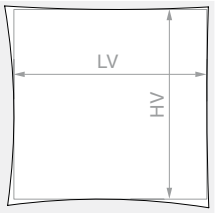

HV máx.: **2680** mm

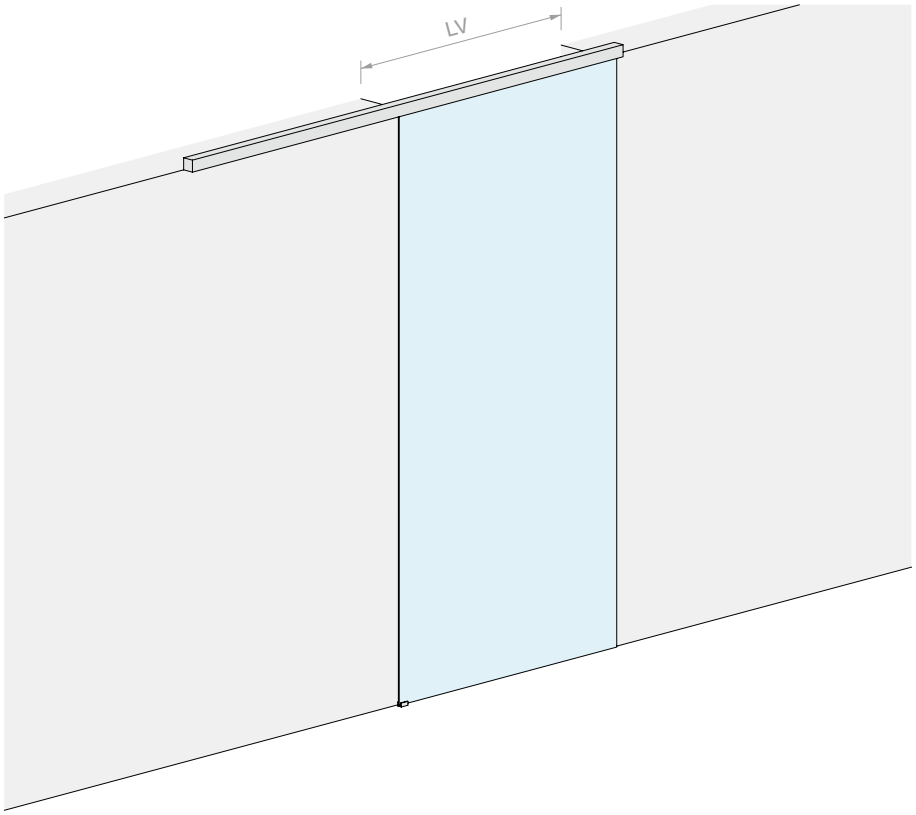

VIDRIO HOJA

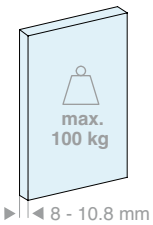

VIDRIO HOJA

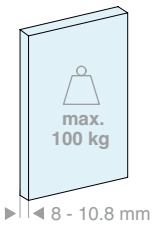

Kit formado por:

Art.	Descripción	Cant.
LMGW	Juego de accesorios para una puerta	1 Ud.
LMGWSIB200	Riel para empotrar	1 Ud.
057.3085.200	Cubierta inferior	1 Ud.
057.3078.002	Junta de acabado	4 m
Opcional		
042.3102.072	Amortiguador Softbreak 20-60 kg	1 Ud.
042.3102.071	Amortiguador Softbreak 61-100 kg	1 Ud.

Kit formado por:

Art.	Descripción	Cant.
LMGW	Juego de accesorios para una puerta	1 Ud.
LMGWSIB300	Riel para empotrar	1 Ud.
057.3085.300	Cubierta inferior	1 Ud.
057.3078.002	Junta de acabado	6 m
Opcional		
042.3102.072	Amortiguador Softbreak 20-60 kg	1 Ud.
042.3102.071	Amortiguador Softbreak 61-100 kg	1 Ud.

Art.	LV máx.:	Cant.
LMGWSI200	**920** mm	1 Ud.

Art.	LV máx.:	Cant.
LMGWSI300	**1420** mm	1 Ud.

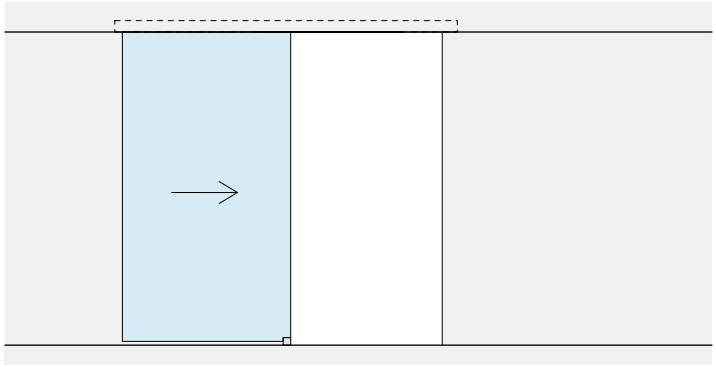

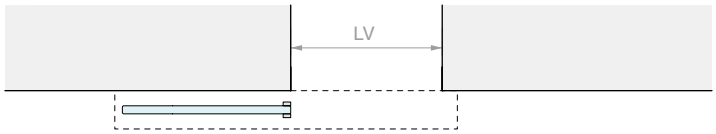
LV

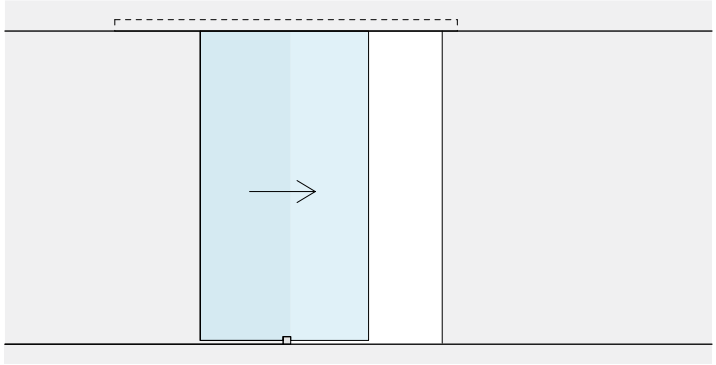

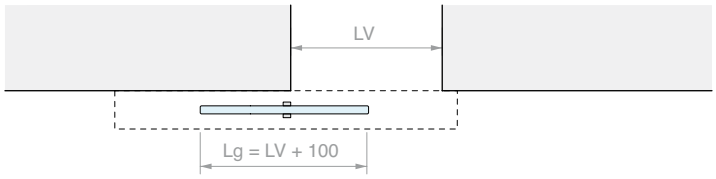
LV
Lg = LV + 100

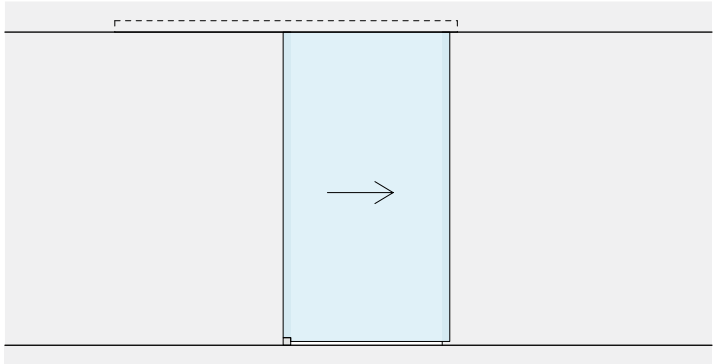

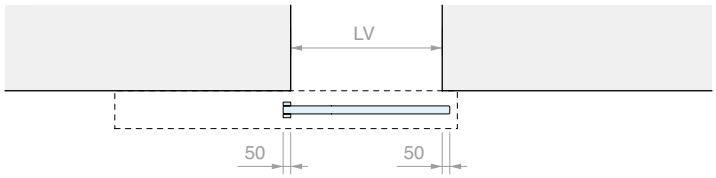
LV
50
50


69
56
15
Hg = HV + 18
HV
26
10
±3
35

the BOOK

KIT CORREDERA FIJACIÓN EMPOTRADA DOBLE HOJA

Material: Aluminio
Acabado: /88 /97

MEDIDAS DEL VANO

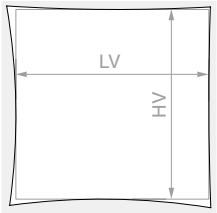

HV máx.: **2680** mm

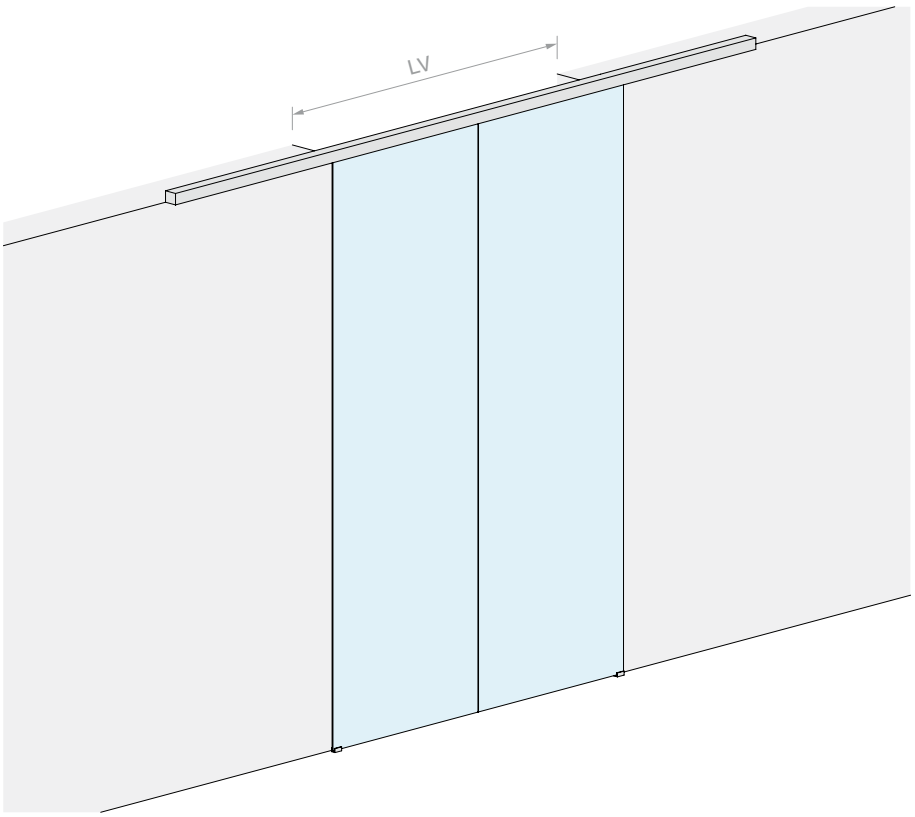

VIDRIO HOJA

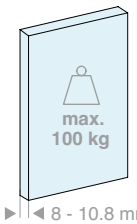

8 - 10.8 mm

Kit formado por:

Art.	Descripción	Cant.
LMGW	Juego de accesorios para una puerta	2 Uds.
LMGWSIB400	Riel para empotrar	1 Ud.
057.3085.400	Cubierta inferior	1 Ud.
057.3078.002	Junta de acabado	8 m

Opcional

042.3102.072	Amortiguador Softbreak 20-60 kg	1 Ud.
042.3102.071	Amortiguador Softbreak 61-100 kg	1 Ud.
LMSINCRO	Kit de sincronismo	1 Ud.

Art.	LV máx.:	Cant.
LMGWSI400	**1940** mm	1 Ud.

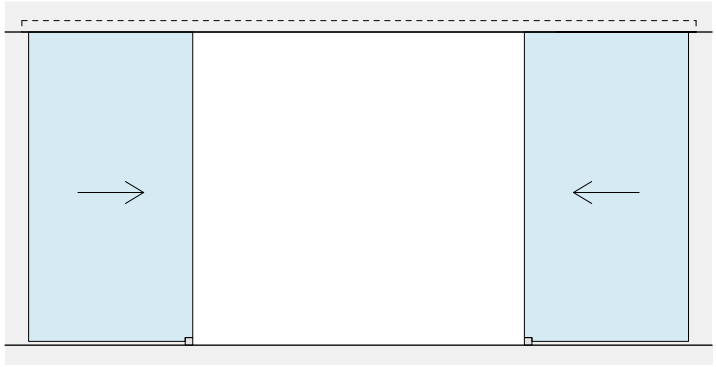

LV

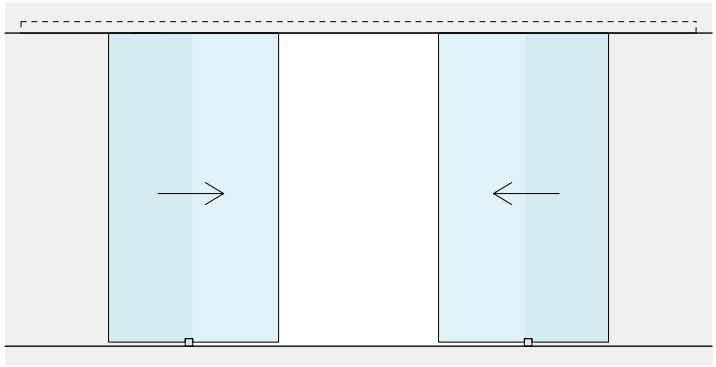

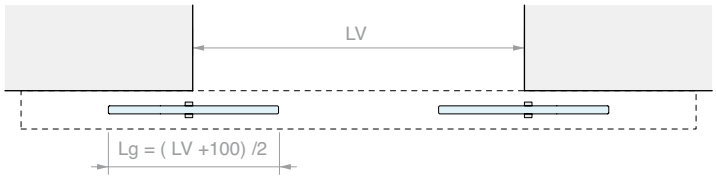
LV
Lg = (LV +100) /2

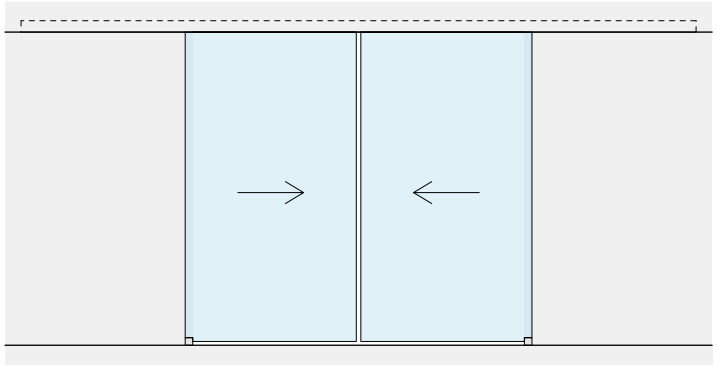

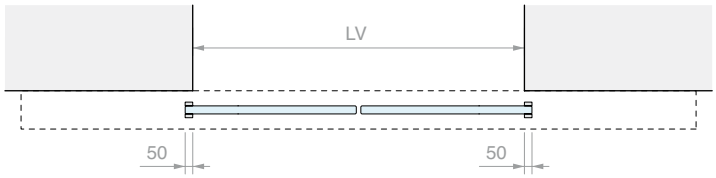
LV
50
50

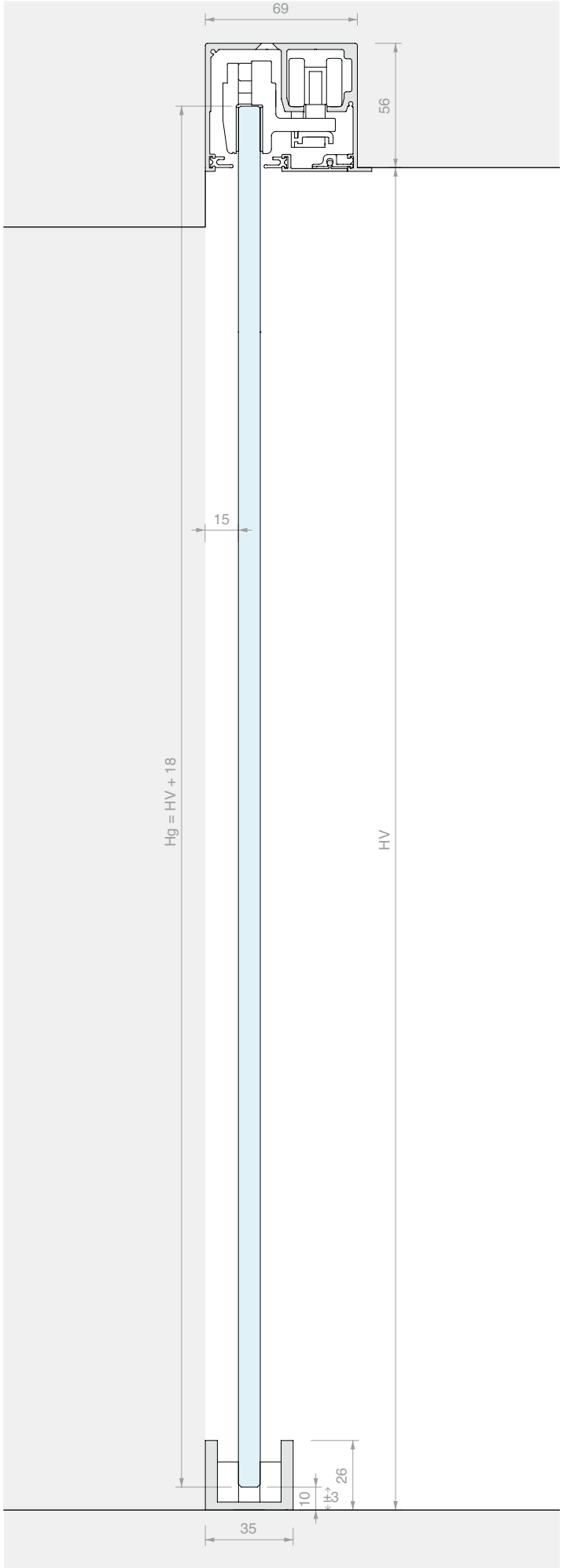
69
56
15
Hg = HV + 18
HV
26
±3
10
35

BOOK

KIT CORREDERA FIJACIÓN EMPOTRADA HOJA INDIVIDUAL CON VIDRIO FIJO

Material: Aluminio
Acabado: /88 /97

MEDIDAS DEL VANO

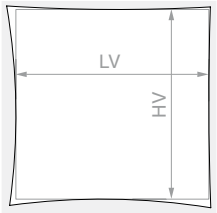

HV máx.: **2680** mm

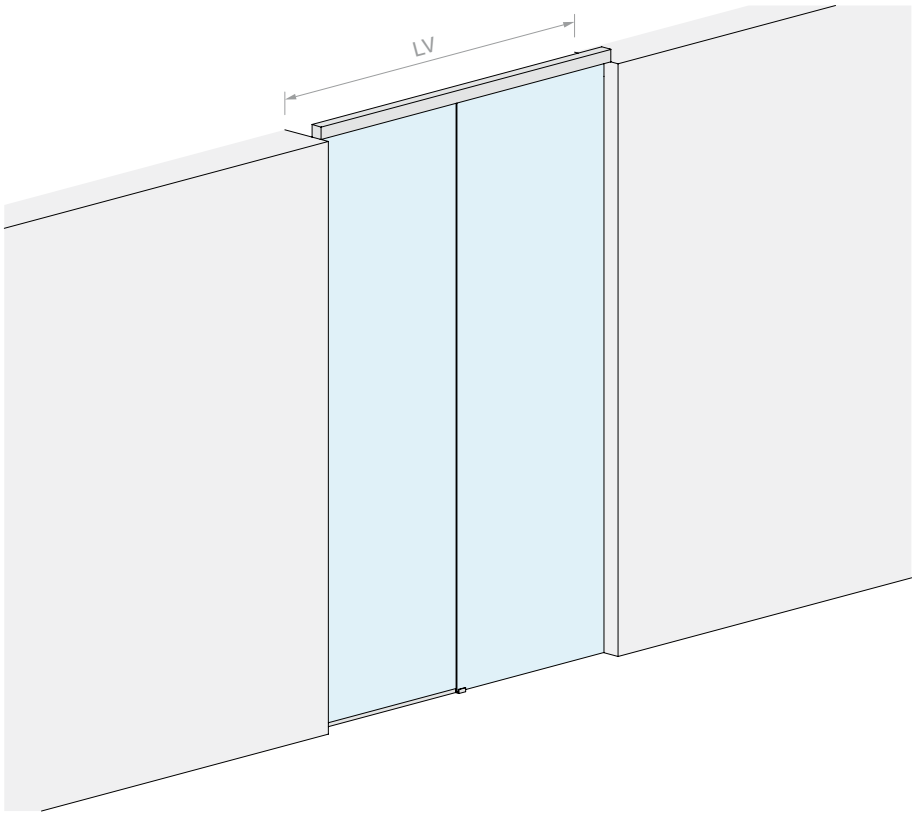

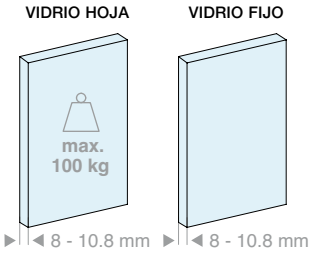

Kit formado por:

Art.	Descripción	Cant.
LMGW	Juego de accesorios para una puerta	1 Ud.
LMGWI.B200	Riel empotrado y fijo	1 Ud.
057.3085.200	Cubierta inferior	1 Ud.
LMU20.150	Perfil en «U»	1 Ud.
042.3005.100	Perfil de acabado	1 Ud.
LMU20TP	Tapas de acabado	1 Ud.
057.3078.002	Junta de acabado	4 m
GTUP2	Junta junquillo	5 m

Opcional

042.3102.072	Amortiguador Softbreak 20-60 kg	1 Ud.
042.3102.071	Amortiguador Softbreak 61-100 kg	1 Ud.
LMU20.300	Perfil en «U»	1 Ud.

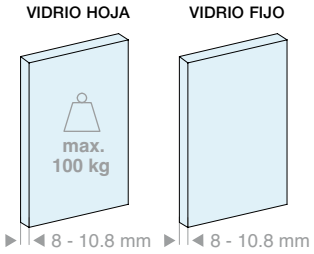

Kit formado por:

Art.	Descripción	Cant.
LMGW	Juego de accesorios para una puerta	1 Ud.
LMGWI.B300	Riel empotrado y fijo	1 Ud.
057.3085.300	Cubierta inferior	1 Ud.
LMU20.300	Perfil en «U»	1 Ud.
042.3005.200	Perfil de acabado	1 Ud.
LMU20TP	Tapas de acabado	1 Ud.
057.3078.002	Junta de acabado	6 m
GTUP2	Junta junquillo	6 m

Opcional

042.3102.072	Amortiguador Softbreak 20-60 kg	1 Ud.
042.3102.071	Amortiguador Softbreak 61-100 kg	1 Ud.
LMU20.300	Perfil en «U»	1 Ud.

Art.	LV máx.:	Cant.
LMGWI200	**2000** mm	1 Ud.

Art.	LV máx.:	Cant.
LMGWI300	**3000** mm	1 Ud.

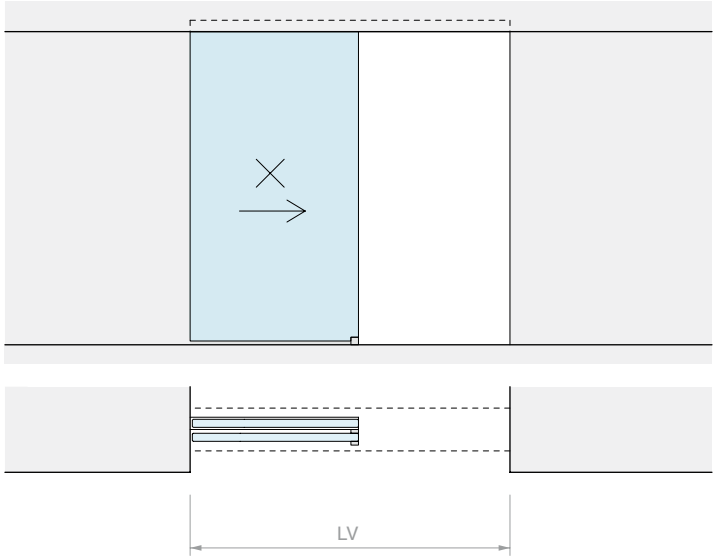
LV

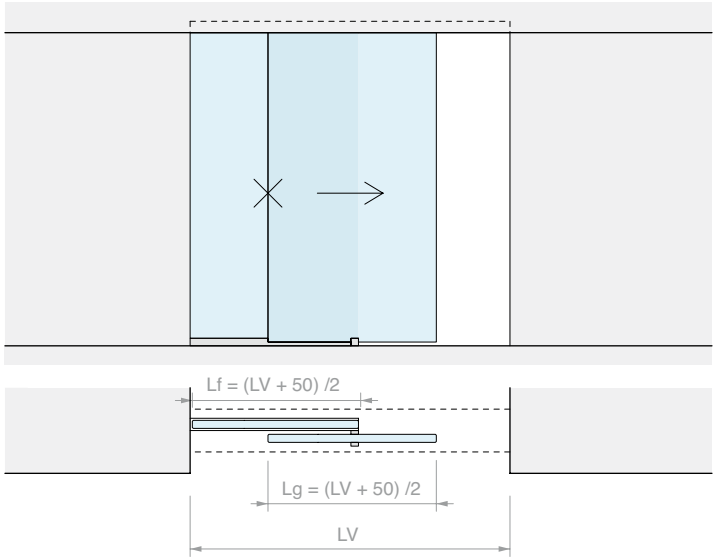
Lf = (LV + 50) /2
Lg = (LV + 50) /2
LV

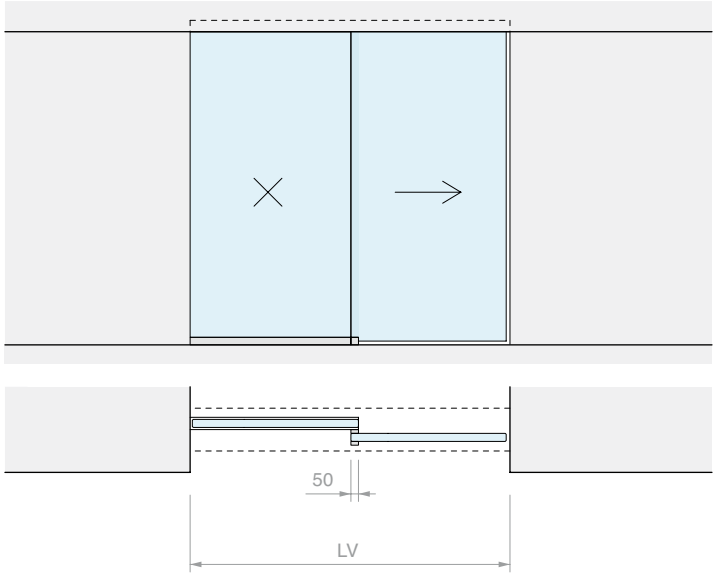
50
LV

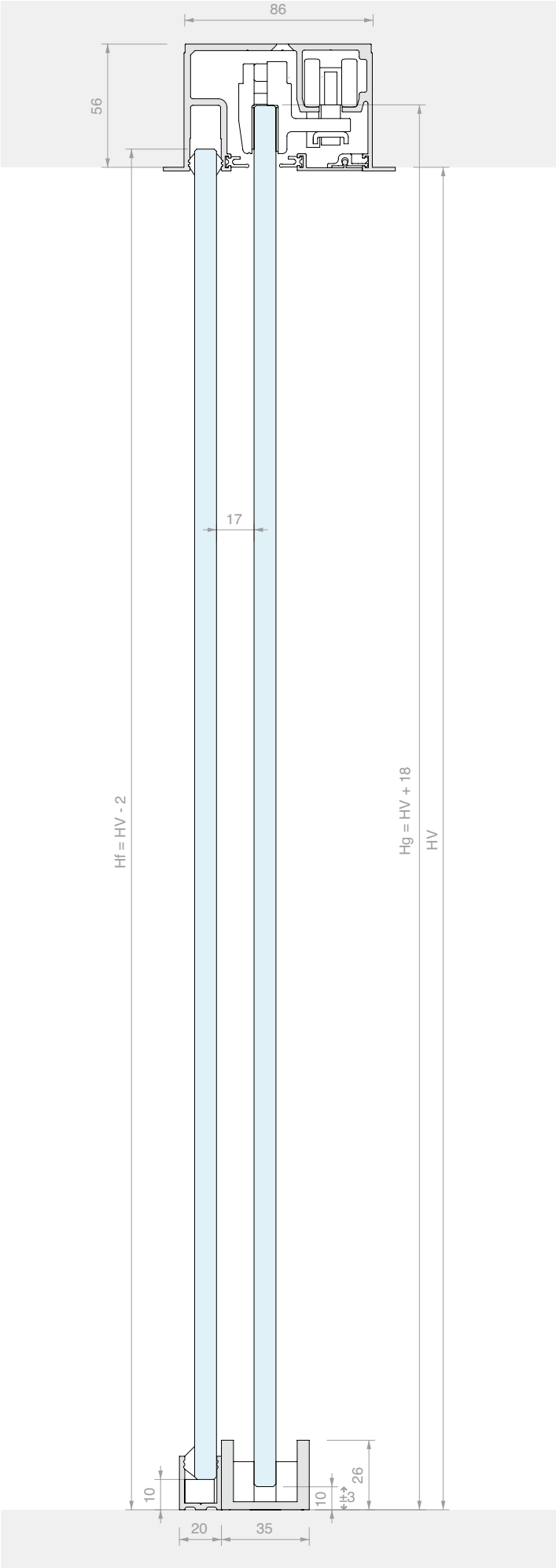
86
56
17
Hf = HV - 2
Hg = HV + 18
HV
10
10
26
3
20
35

KIT CORREDERA FIJACIÓN EMPOTRADA CON DOBLE VIDRIO FIJO

Material: Aluminio
Acabado: /88 /97

MEDIDAS DEL VANO

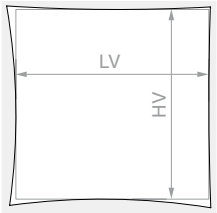

HV máx.: **2680** mm

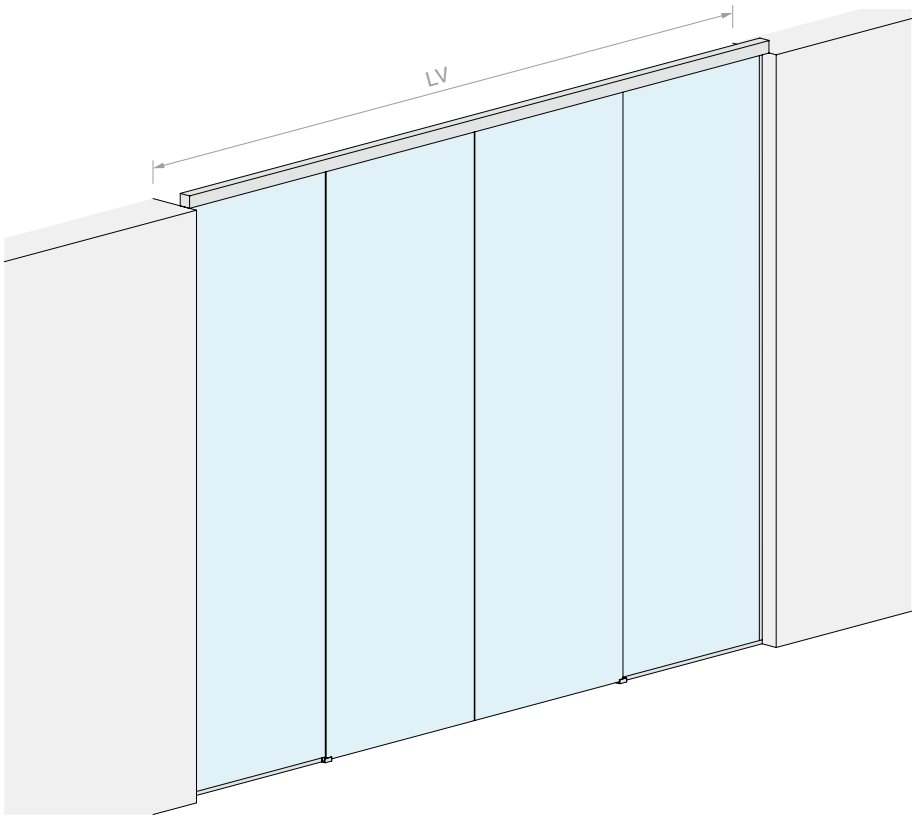

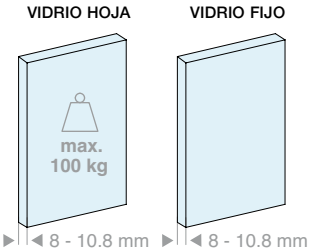

Kit formado por:

Art.	Descripción	Cant.
LMGW	Juego de accesorios para una puerta	2 Uds.
LMGWI.B400	Riel empotrado y fijo	1 Ud.
057.3085.400	Cubierta inferior	1 Ud.
LMU20.300	Perfil en «U»	1 Ud.
042.3005.300	Perfil de acabado	1 Ud.
LMU20TP	Tapas de acabado	2 Uds.
057.3078.002	Junta de acabado	8 m
GTUP2	Junta junquillo	9 m

Opcional

042.3102.072	Amortiguador Softbreak 20-60 kg	1 Ud.
042.3102.071	Amortiguador Softbreak 61-100 kg	1 Ud.
LMU20.300	Perfil en «U»	1 Ud.
LMSINCRO	Kit de sincronismo	1 Ud.

Art.	LV máx.:	Cant.
LMGWI400	**4000** mm	1 Ud.

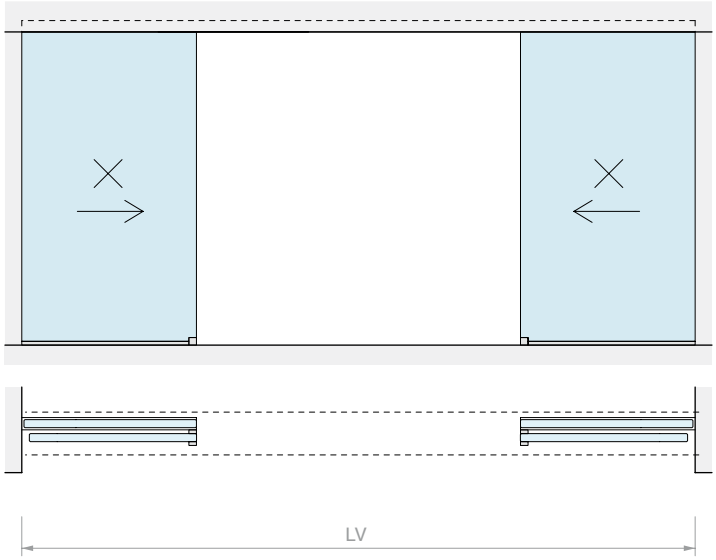
LV

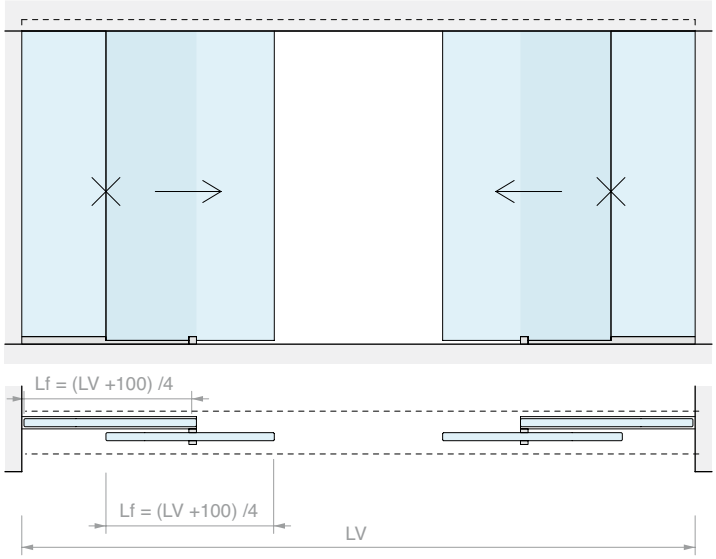
Lf = (LV +100) /4
Lf = (LV +100) /4
LV

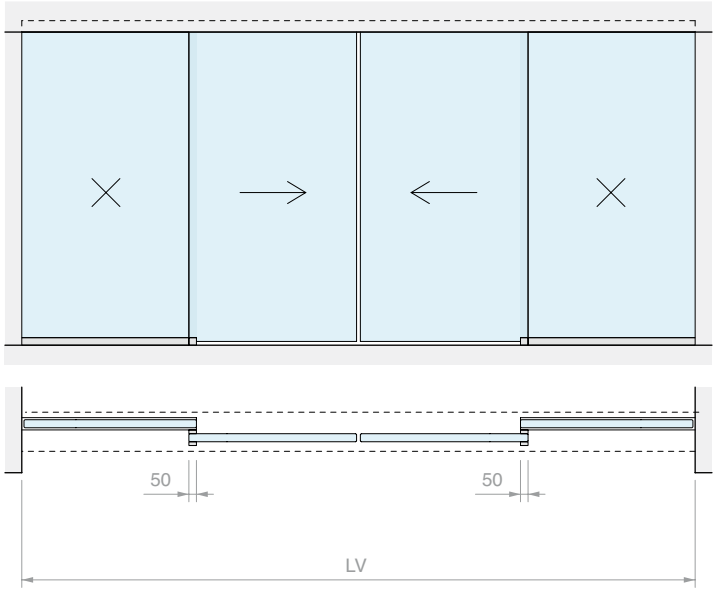
50
50
LV

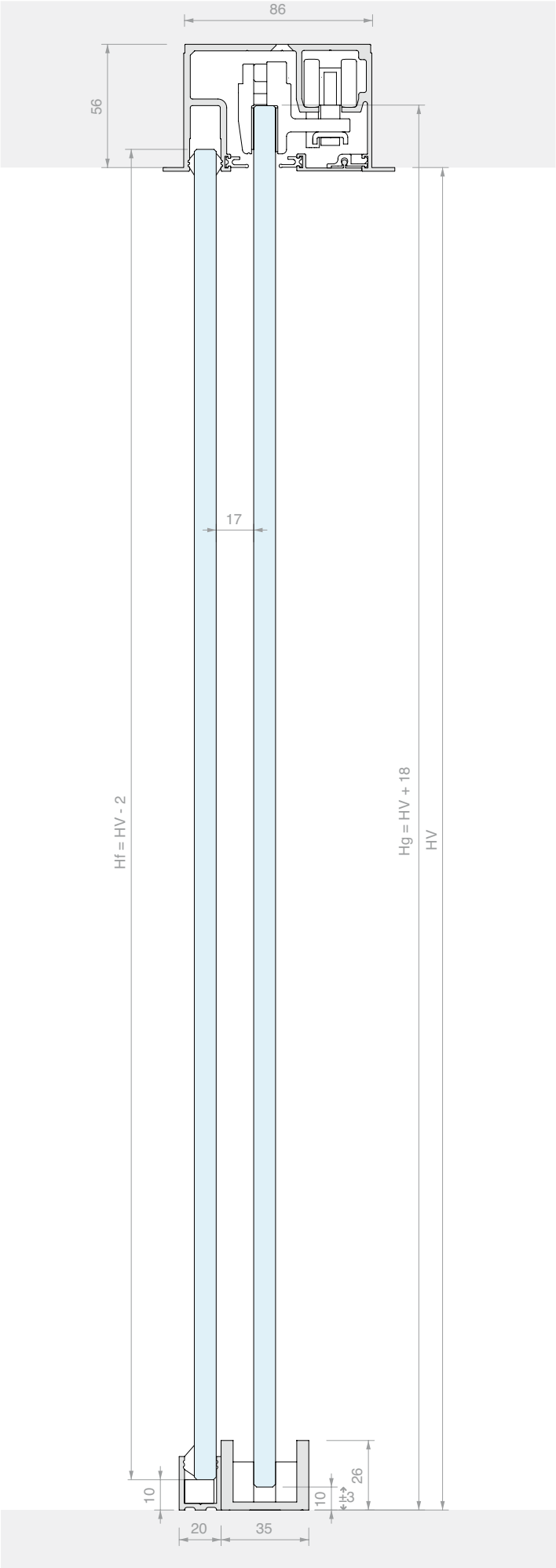
86
56
17
Hf = HV - 2
Hg = HV + 18
HV
10
10
26
3
20
35

RIEL FIJACIÓN DE TECHO

Material: Aluminio

Acabado: /88 /97

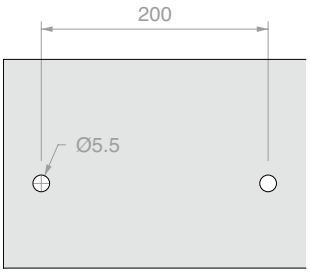

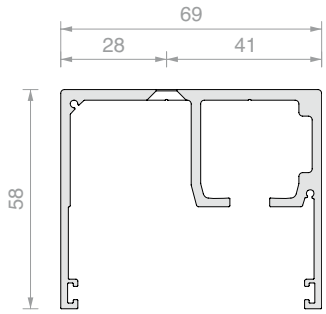

Art.	Longitud	Cant.
LMGWSB200	**2000** mm	1 Ud.
LMGWSB300	**3000** mm	1 Ud.
LMGWSB400	**4000** mm	1 Ud.
LMGWSB600	**6000** mm	1 Ud.

RIEL FIJACIÓN DE TECHO CON FIJO

Material: Aluminio

Acabado: /88 /97

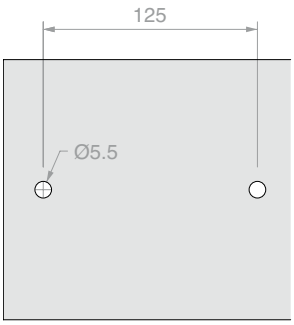

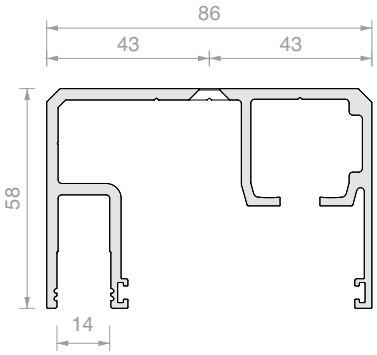

Art.	Longitud	Cant.
057.3084.200	**2000** mm	1 Ud.
057.3084.300	**3000** mm	1 Ud.
057.3084.400	**4000** mm	1 Ud.
057.3084.600	**6000** mm	1 Ud.

RIEL PARA EMPOTRAR

Material: Aluminio

Acabado: /88 /97

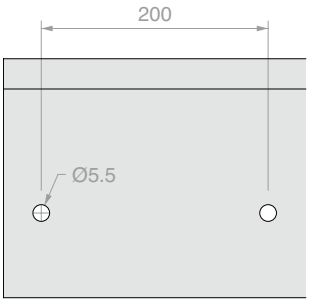

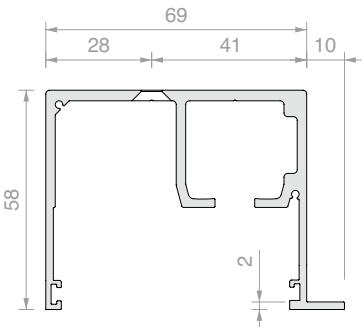

Art.	Longitud	Cant.
LMGWSIB200	**2000** mm	1 Ud.
LMGWSIB300	**3000** mm	1 Ud.
LMGWSIB400	**4000** mm	1 Ud.
LMGWSIB600	**6000** mm	1 Ud.

RIEL EMPOTRADO CON FIJO

Material: Aluminio

Acabado: /88 /97

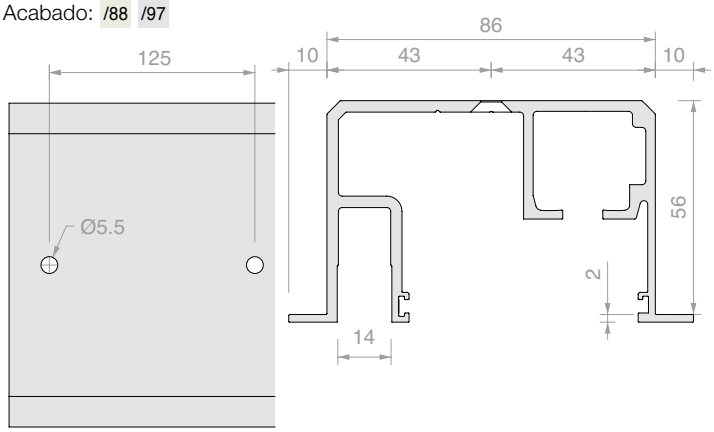

Art.	Longitud	Cant.
LMGWI.B200	**2000** mm	1 Ud.
LMGWI.B300	**3000** mm	1 Ud.
LMGWI.B400	**4000** mm	1 Ud.
LMGWI.B600	**6000** mm	1 Ud.

CUBIERTA INFERIOR

Material: Aluminio

Acabado: /88 /97

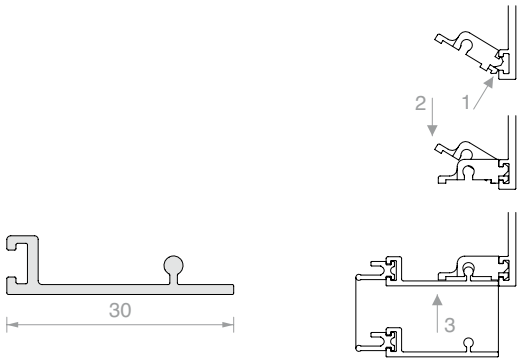

Art.	Longitud	Cant.
057.3085.200	**2000** mm	1 Ud.
057.3085.300	**3000** mm	1 Ud.
057.3085.400	**4000** mm	1 Ud.
057.3085.600	**6000** mm	1 Ud.

PERFIL DE ACABADO PARA ASIENTO DE VIDRIO FIJO

Material: Aluminio

Acabado: /88 /97

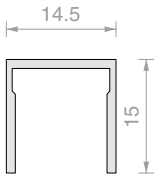

Art.	Longitud	Cant.
042.3005.100	**1000** mm	1 Ud.
042.3005.200	**2000** mm	1 Ud.
042.3005.300	**3000** mm	1 Ud.
042.3005.400	**4000** mm	1 Ud.
042.3005.600	**6000** mm	1 Ud.

PERFIL EN «U»

Material: Aluminio

Acabado: /6 /88 /91 /97

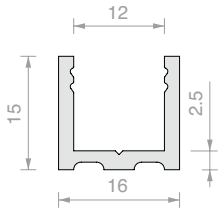

Art.	Longitud	Cant.
PBD3183.150	**1498** mm	1 Ud.
PBD3183.220	**2200** mm	1 Ud.
PBD3183	**3000** mm	1 Ud.

PERFIL EN «U»

Material: Aluminio

Acabado: /6 /88 /91 /97

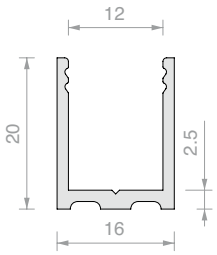

Art.	Longitud	Cant.
LMU20.100	**996** mm	1 Ud.
LMU20.150	**1498** mm	1 Ud.
LMU20.300	**3000** mm	1 Ud.

TAPA DE ACABADO

Material: Aluminio

Acabado: /88 /91 /97 /R2

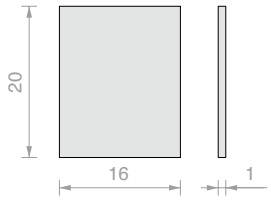

Art.	Cant.
LMU20TP	1 Ud.

PAREJA DE TAPAS TERMINALES PARA LMGWSB / LMGWSIB

Material: Aluminio

Acabado: /88 /97

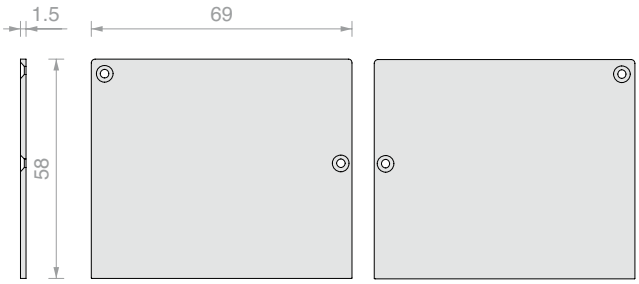

Art.	Cant.
LMGWST01	1 Ud.

JUNTA DE ACABADO

Material: Goma

Color: negro

Que poner en perfiles Art. LMGWB, 057.3084, 057.3085, LMGWSIB, LMGWI

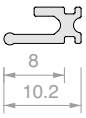

Art.	Cant.
057.3078.002	1 m

JUNTA JUNQUILLO

Material: PVC

Art.	Espesor	Color	Cant.
GTUP2	**2** mm	Transparente	1 m
GTUP3	**3** mm	Transparente	1 m
GTUP4	**4** mm	Transparente	1 m
GTUP5	**5** mm	Transparente	1 m
GTUP6	**6** mm	Transparente	1 m

Art.	Espesor	Color	Cant.
GTUP2G	**2** mm	Gofrada	1 m
GTUP3G	**3** mm	Gofrada	1 m
GTUP4G	**4** mm	Gofrada	1 m
GTUP5G	**5** mm	Gofrada	1 m
GTUP6G	**6** mm	Gofrada	1 m

Art.	Espesor	Color	Cant.
GTUP2N	**2** mm	Negra	1 m
GTUP3N	**3** mm	Negra	1 m
GTUP4N	**4** mm	Negra	1 m
GTUP5N	**5** mm	Negra	1 m
GTUP6N	**6** mm	Negra	1 m

AMORTIGUADOR SOFTBREAK

Material: ABS, zamak y acero

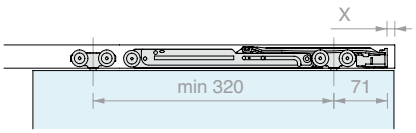

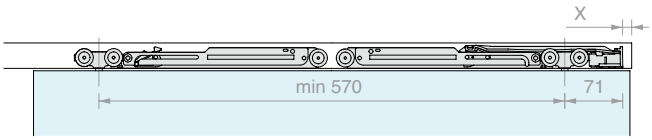

Art.	Capacidad de carga	Cant.
042.3102.072	De **20** a **60** kg	1 Ud.
042.3102.071	De **61** a **100** kg	1 Ud.

JUEGO DE ACCESORIOS PARA UNA PUERTA

se compone de:
2 Uds. Carros con tornillo
2 Uds. pinzas
1 Ud. Stop con tope
1 Ud. Stop sin tope
12 Uds. Clips para cubierta
1 Ud. Guía inferior
Acabado: /88 /97

Art.	Para vidrios	Capacidad de carga	Cant.
LMGW	De **8** a **10.8** mm	**100** kg	1 Ud.

KIT SINCRONISMO PARA 2 HOJAS EN LÍNEA

Art.	Cant.
LMSINCRO	1 Ud.

STOP BAJO

Material: Zamak

Acabado: /97

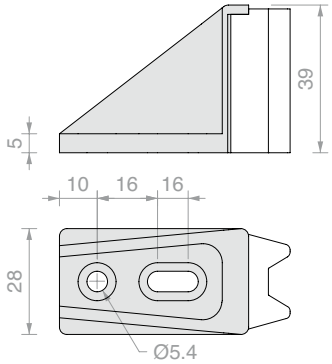

Art.	Cant.
057.3099.071	1 Ud.

GUÍA INFERIOR REGULABLE

Material: aluminio

Acabado: /88 /91 /97 /R2

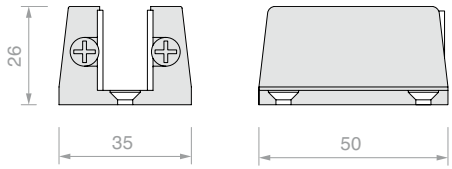

Art.	Para vidrios	Cant.
057.3030.071	De **6** a **12.7** mm	1 Ud.

STOP CON TOPE

Material: ABS

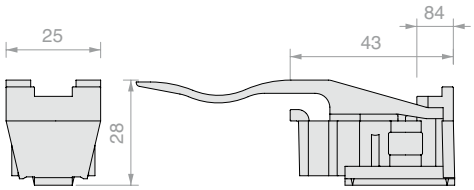

Art.	Cant.
057.3073.072	1 Ud.

STOP SIN TOPE

Material: ABS

Art.	Cant.
057.3073.071	1 Ud.

Forme

Perfiles de dimensiones reducidas para decorar las hojas de vidrio. Aplicación sobre vidrio mediante adhesivo de espesor de 0,5 mm, silicona o adhesivo UV.
Seleccionar la guía y los accesorios adecuados para alojar el vidrio y su perfil de canteado.

PERFIL PLANO SERIE FORME

Material: Aluminio

Acabado: /6 /88 /97 /RAL

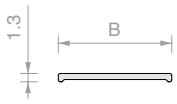

Art.	B	Longitud	Cant.
FOP10.30	**10** mm	**3000** mm	1 Ud.
FOP15.30	**15** mm	**3000** mm	1 Ud.
FOP20.30	**20** mm	**3000** mm	1 Ud.

PERFIL EN «U» SERIE FORME

Material: Aluminio

Acabado: /6 /88 /97 /RAL

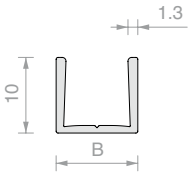

Art.	B	Longitud	Para vidrios	Cant.
FOU1011.30	**10.8** mm	**3000** mm	**8** mm	1 Ud.
FOU1013.30	**12.8** mm	**3000** mm	**10** mm	1 Ud.

ADHESIVO TESA® ACX^{plus}

Adhesivo transparente para la fijación de vidrio, acero y aluminio.
El revestimiento de papel facilita la aplicación manual de la cinta.

Art.	Medidas	Espesor	Cant.
TS250065	**6** mm x **25** m	**0.5** mm	1 Ud.
TS250125	**12** mm x **25** m	**0.5** mm	1 Ud.
TS250155	**15** mm x **25** m	**0.5** mm	1 Ud.

GUÍA INFERIOR

Material: Aluminio

Acabado: /88 /97 /R2

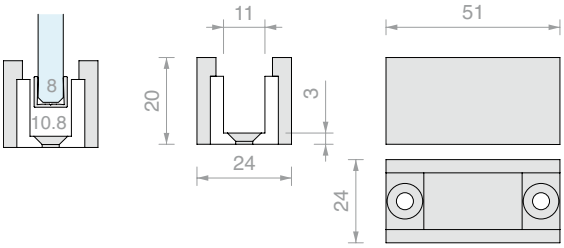

Art.	Para perfil	Cant.
LMGF	FOU1011	1 Ud.

ADAPTADOR PARA GUÍA LMGF

Accesorio que poner en la guía inferior LMGF Material: POM

Acabado: /56

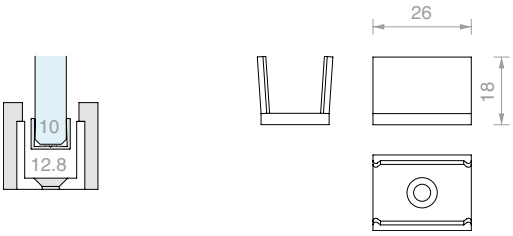

Art.	Para perfil	Cant.
LMGF13-POM	FOU1013	1 Ud.

LM CLIPO

Design

Con el sistema LM CLIPO 36, la versatilidad y las dimensiones reducidas se unen para realizar vestidores y puertas con medidas de hasta 1000 mm x 2100 mm.

Diseñado para vidrios de 6 a 8 mm en dos configuraciones diferentes:
con perfil soporte de vidrio superior e inferior, modelo GPPK, o con perfil soporte de vidrio superior y guía inferior en forma de U, modelo GPK.

Los modelos LM CLIPO 36 también pueden combinar la comodidad de un mecanismo de cierre amortiguado para puertas con un peso de hasta 36 kg.



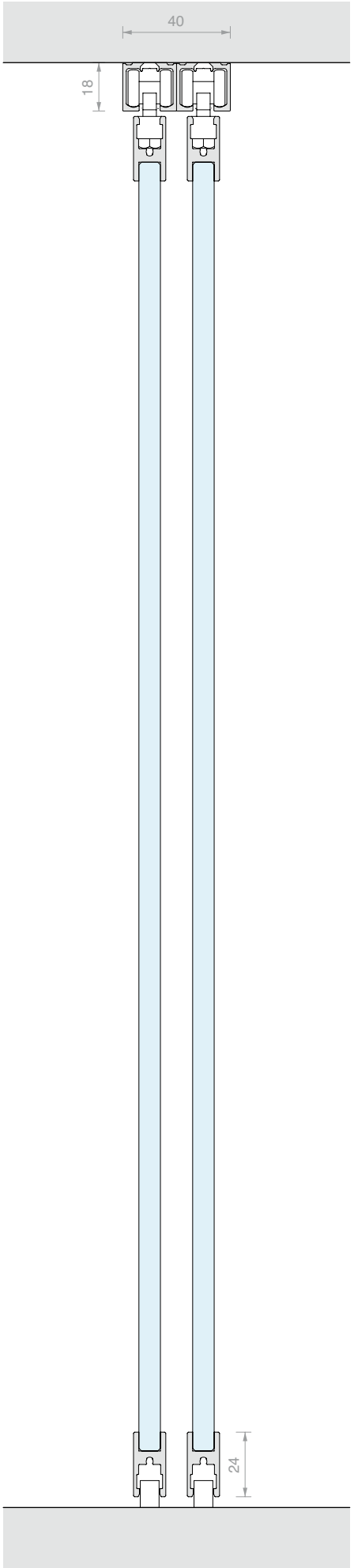

/6
Negro opaco

/88
Aluminio símil-inox satinado

/97
Aluminio opaco

LM CLIPO

Características técnicas

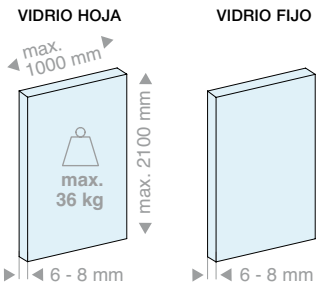

3 tipos de instalación

Techo

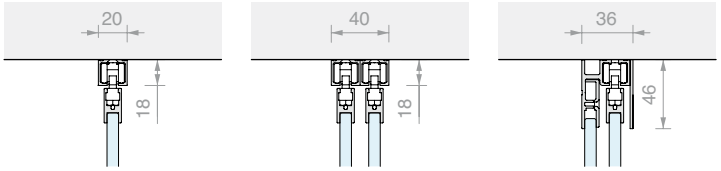

1 vía | 2 vías | 1 vía + fijo

Techo empotrado

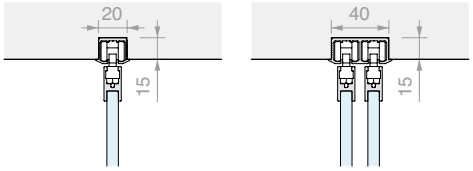

1 vía | 2 vías

Pared

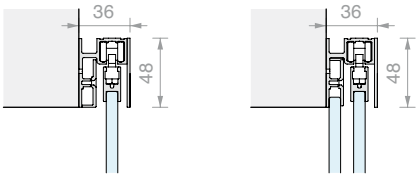

1 vía | 1 vía + fijo

2 tipos de instalación de hoja

GPPK

GPK

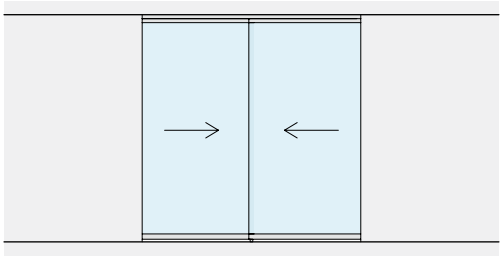

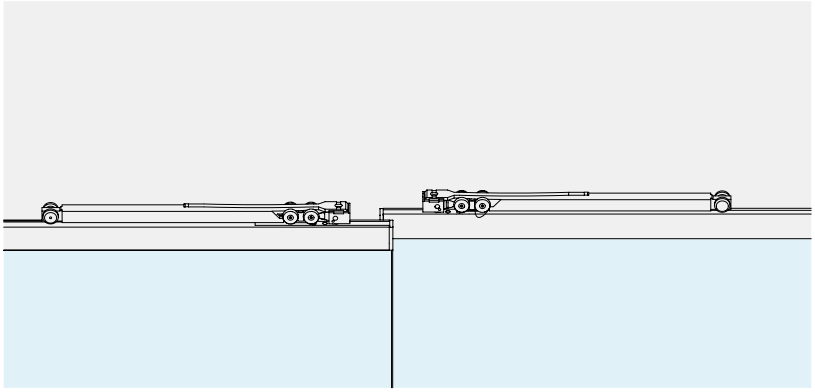

SOFT CLOSE
El uso de amortiguadores permite una apertura y cierre controlados y suaves.

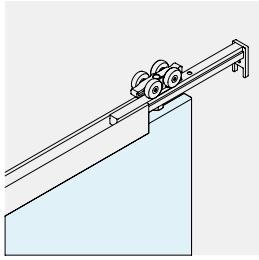

REGULACIÓN DE LA HOJA
Se puede ajustar la altura de cada carro individual para registrar la posición de la hoja en ±2 mm.

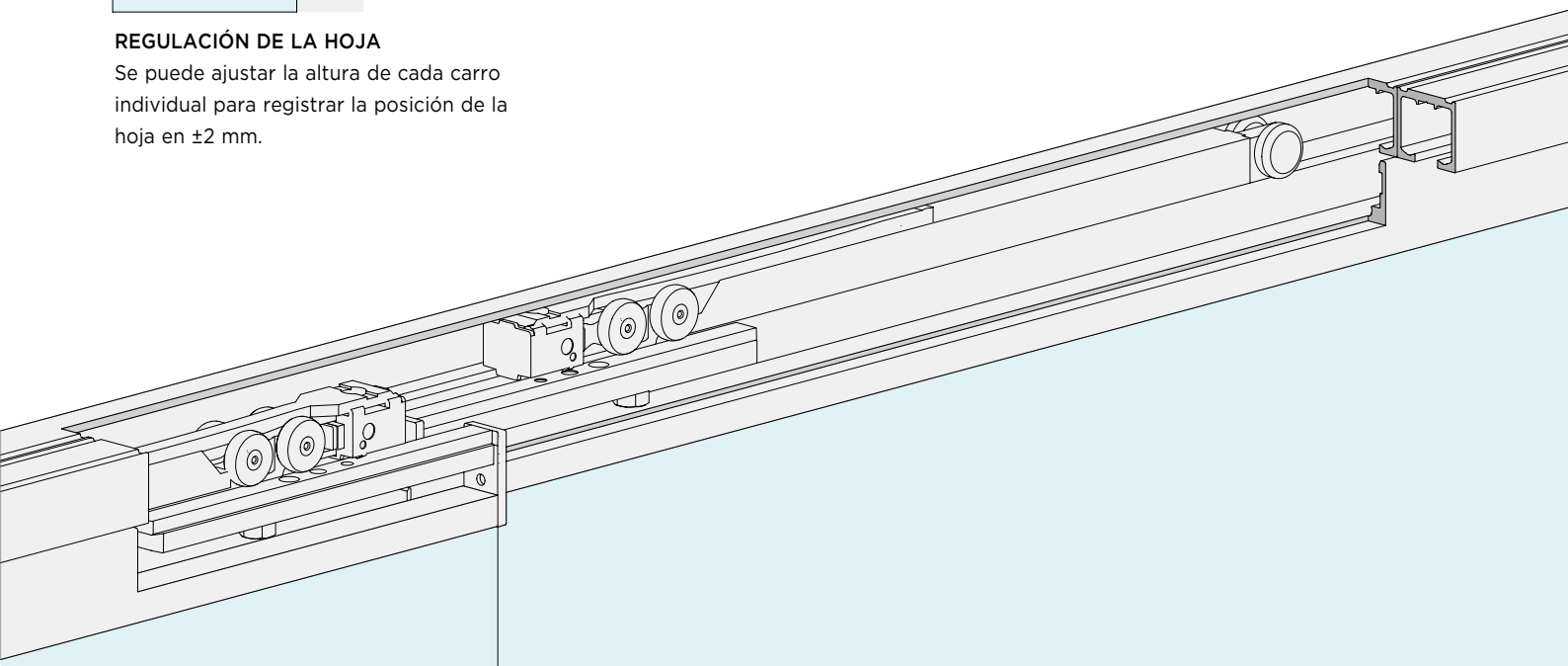

LM CLIPO

Kit

INSTALACIÓN DE TECHO

HOJAS MÓVILES

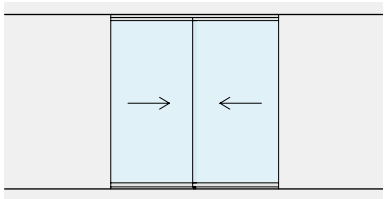

Pág. 270

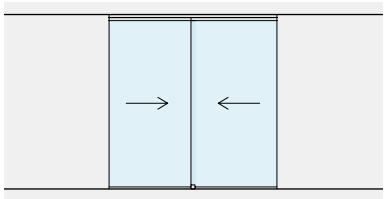

Pág. 272

HOJAS MÓVILES
CON VIDRIOS FIJOS

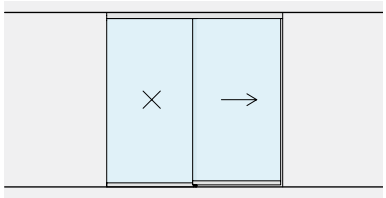

Pág. 276

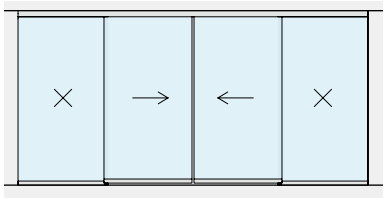

Pág. 280

INSTALACIÓN A PARED

HOJAS MÓVILES

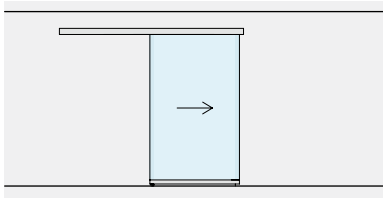

Pág. 284

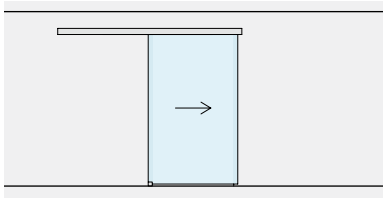

Pág. 292

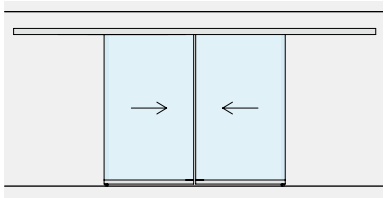

Pág. 288

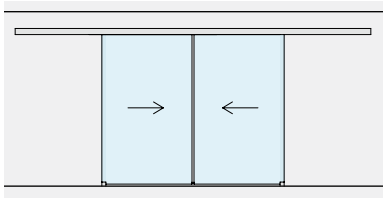

Pág. 296

HOJAS MÓVILES
CON VIDRIOS FIJOS

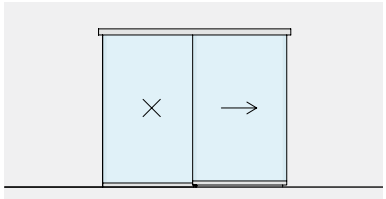

Pág. 300

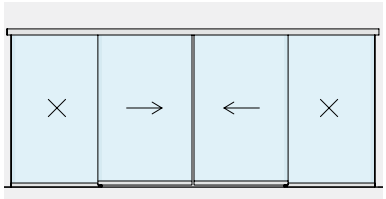

Pág. 304

the BOOK

KIT CORREDERA FIJACIÓN DE TECHO
DOS HOJAS INDEPENDIENTES CON PERFIL SOPORTE VIDRIO INFERIOR GPPK

Material: Aluminio
Acabado: /6 /88 /97

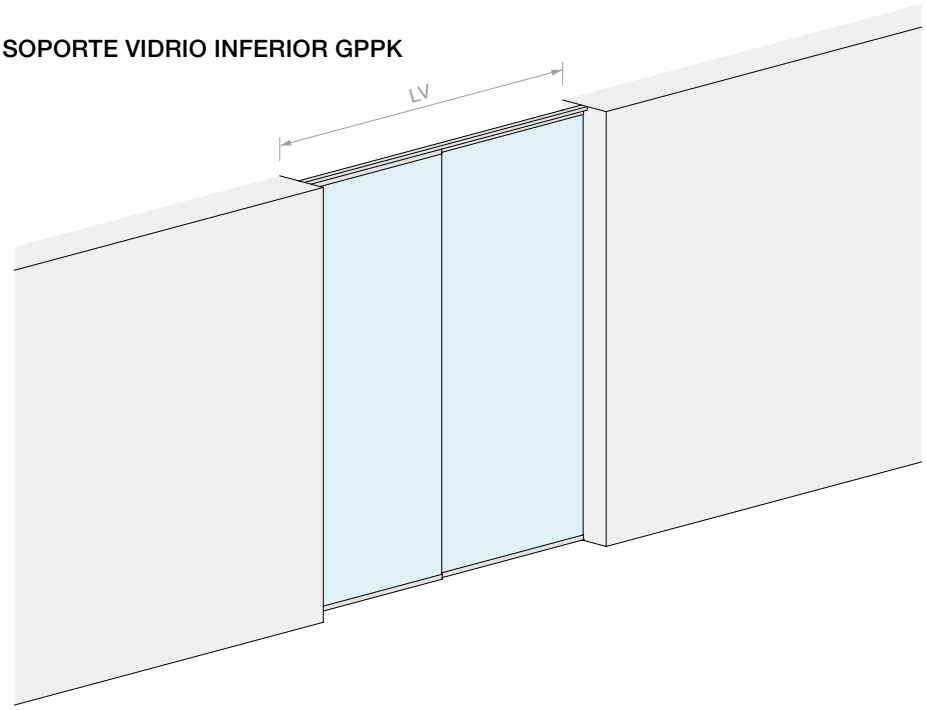

MEDIDAS DEL VANO

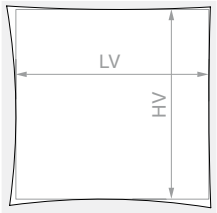

HV máx.: **2160** mm

VIDRIO HOJA

Kit formado por:

Art.	Descripción	Cant.
053.3326.200	Riel individual de techo	2 Uds.
053.3072.200	Perfil soporte vidrio	2 Uds.
053.3361.072	Kit de deslizamiento hoja GPPK	2 Uds.
Opcional		
057.3159.071	N°2 amortiguadores carga hasta 15 kg	1 Ud.
057.3159.072	N°2 amortiguadores carga hasta 26 kg	1 Ud.
057.3159.073	N°2 amortiguadores carga hasta 36 kg	1 Ud.
LM17019TP10	Tapa terminal para riel individual	1 Ud.

Art.	LV máx.:	Cant.
LMC36GPPK12.200	**1960** mm	1 Ud.

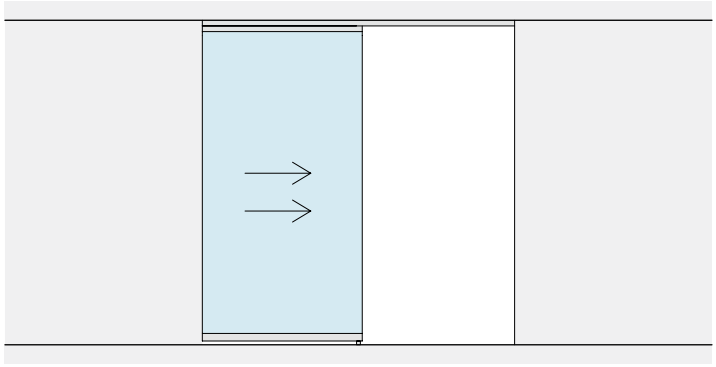

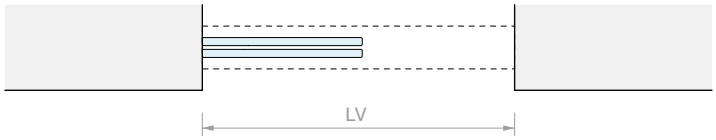
LV

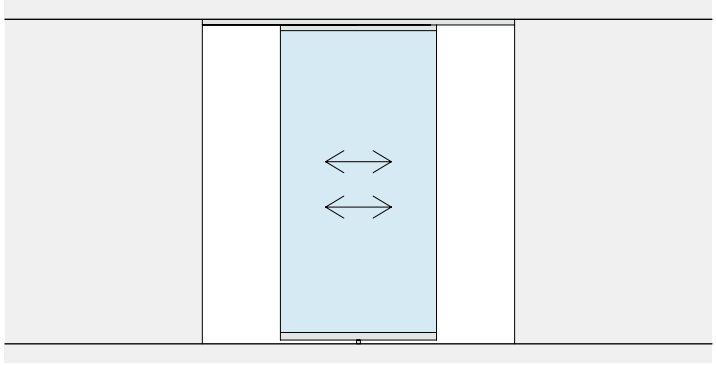

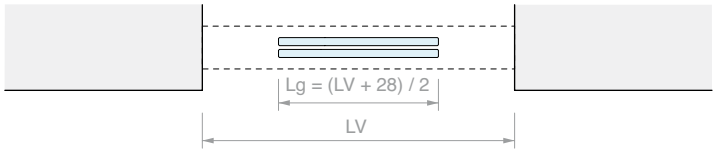
Lg = (LV + 28) / 2
LV

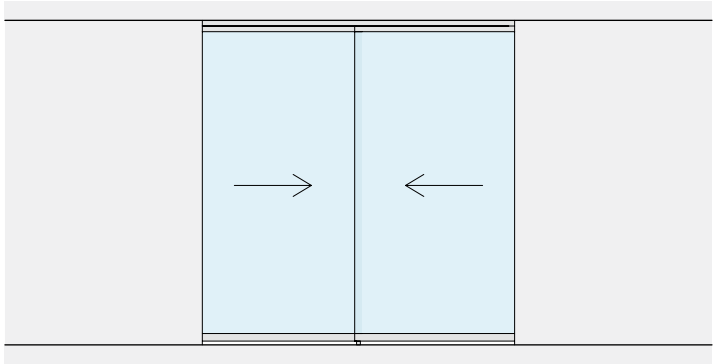

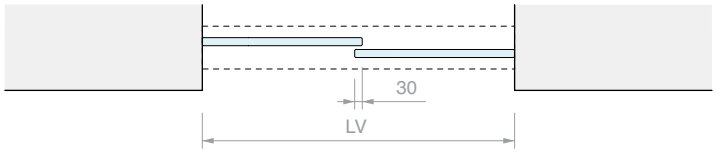
30
LV

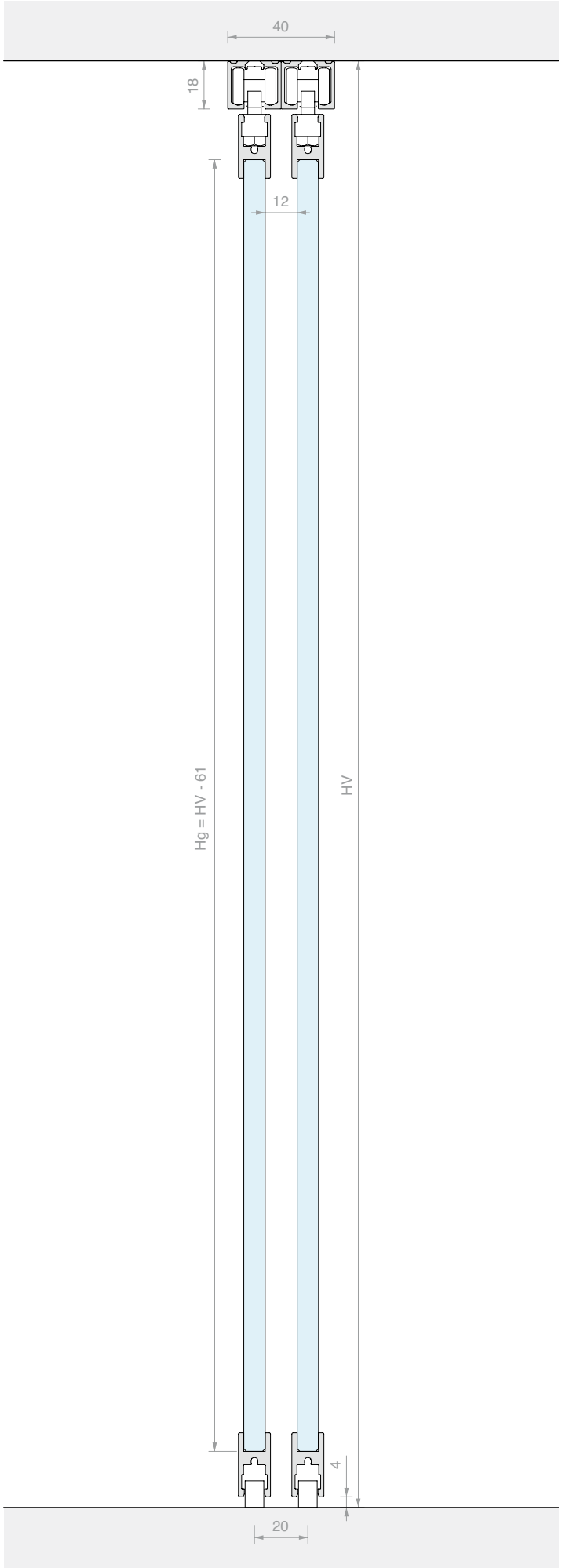
40
18
12
Hg = HV - 61
HV
4
20

KIT CORREDERA FIJACIÓN DE TECHO DOS HOJAS INDEPENDIENTES GPK

Material: Aluminio
Acabado: /6 /88 /97

SIN ORIFICIOS EN EL VIDRIO

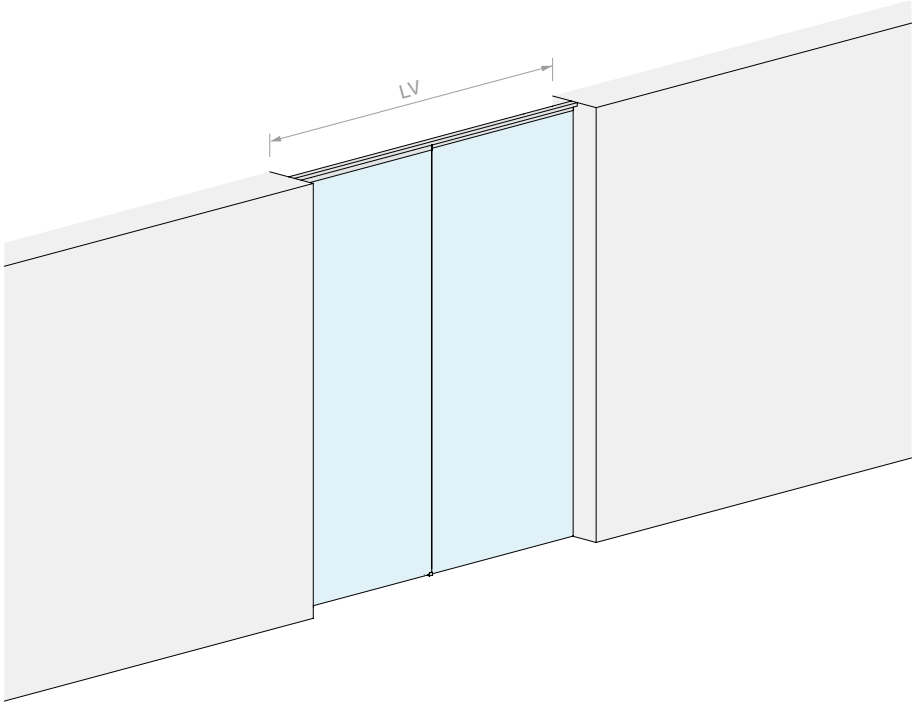

MEDIDAS DEL VANO

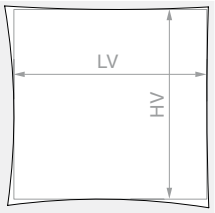

HV máx.: **2140** mm

VIDRIO HOJA

Kit formado por:

Art.	Descripción	Cant.
053.3326.200	Riel individual de techo	2 Uds.
053.3072.200	Perfil soporte vidrio	1 Ud.
053.3361.071	Kit de deslizamiento hoja GPK	2 Uds.
Opcional		
057.3159.071	N°2 amortiguadores carga hasta 15 kg	1 Ud.
057.3159.072	N°2 amortiguadores carga hasta 26 kg	1 Ud.
057.3159.073	N°2 amortiguadores carga hasta 36 kg	1 Ud.
LM17019TP10	Tapa terminal para riel individual	1 Ud.

Art.	LV máx.:	Cant.
LMC36GPK12.200	**1960** mm	1 Ud.

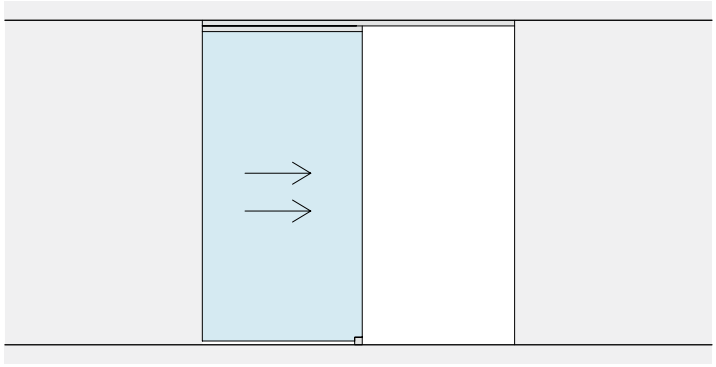

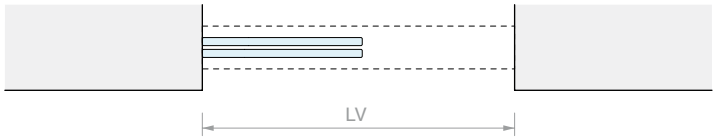
LV

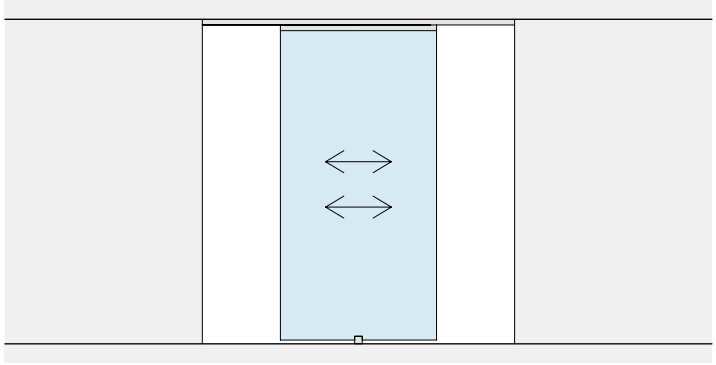

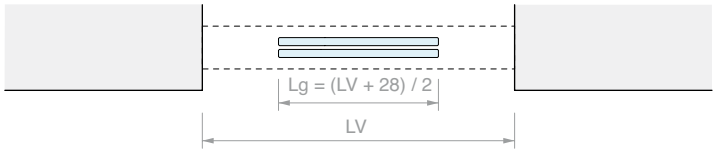
Lg = (LV + 28) / 2
LV

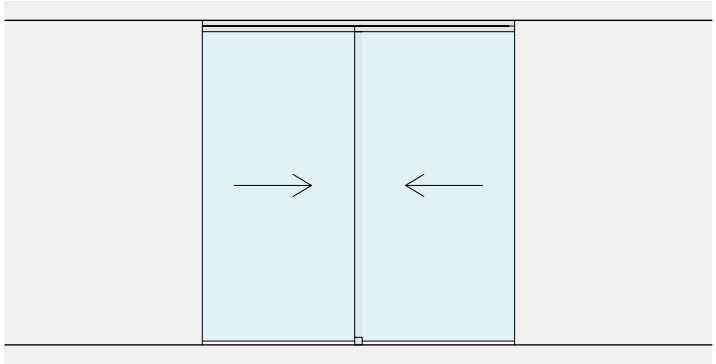

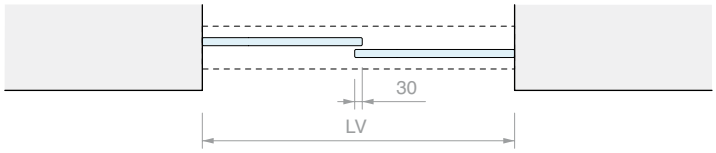
30
LV

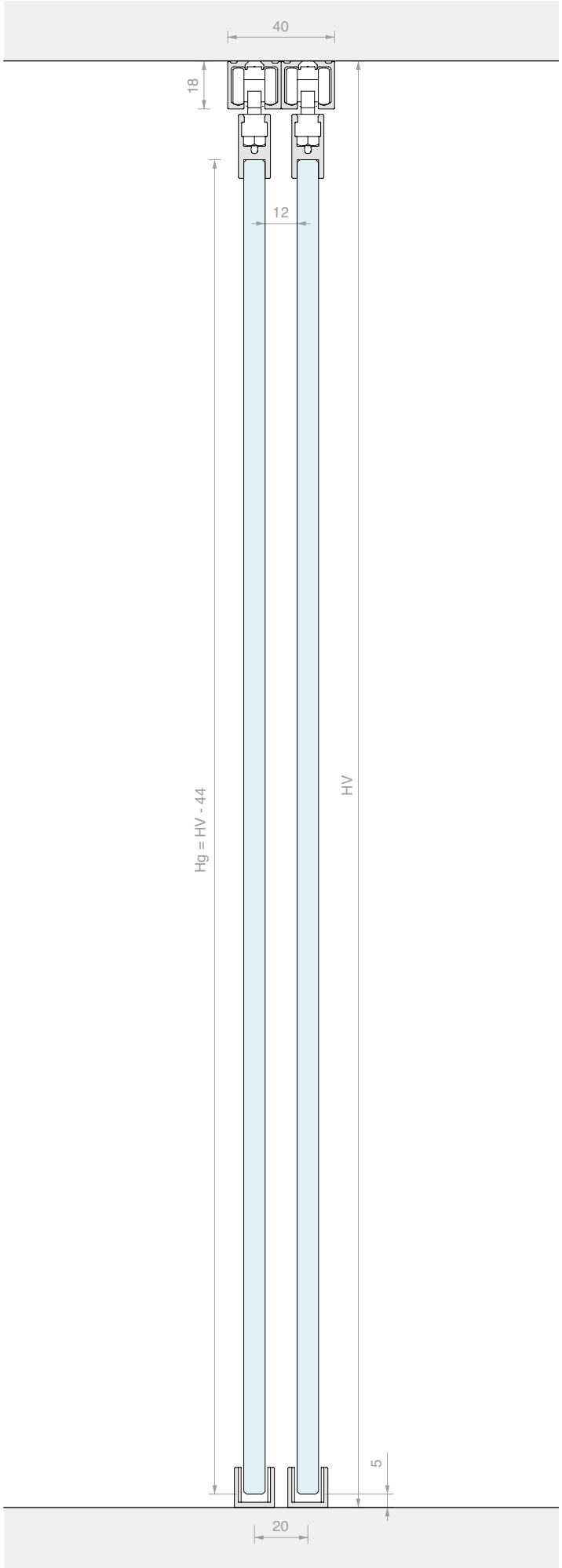
40
18
12
Hg = HV - 44
HV
5
20

KIT CORREDERA FIJACIÓN DE TECHO
HOJA INDIVIDUAL CON VIDRIO FIJO CON PERFIL SOPORTE VIDRIO INFERIOR GPPK

Material: Aluminio
Acabado: /6 /88 /97

MEDIDAS DEL VANO

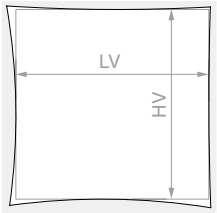

HV máx.: **2160** mm

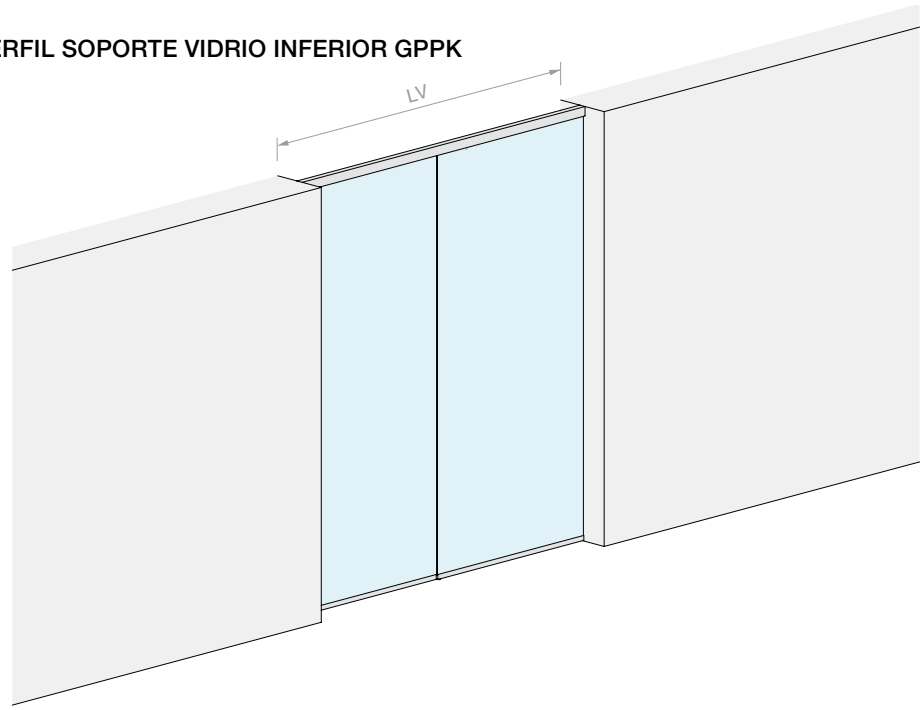

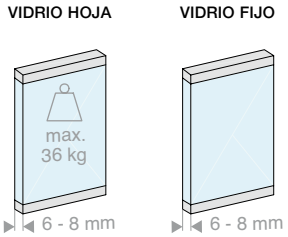

Kit formado por:

Art.	Descripción	Cant.
053.3338.200	Riel individual de techo con vidrio fijo	1 Ud.
053.3072.200	Perfil soporte vidrio	1 Ud.
053.3072.100	Perfil soporte vidrio	1 Ud.
053.3071.300	Perfil de soporte para vidrio fijo	1 Ud.
053.3361.072	Kit de deslizamiento hoja GPPK	1 Ud.
053.3075.300	Cubierta para riel	1 Ud.
VIT965-3X8-ZN	Tornillo de fijación para perfil de soporte vidrio fijo	4 Uds.

Opcional

057.3159.071	N°2 amortiguadores carga hasta 15 kg	1 Ud.
057.3159.072	N°2 amortiguadores carga hasta 26 kg	1 Ud.
057.3159.073	N°2 amortiguadores carga hasta 36 kg	1 Ud.
LM48035TP10	Tapa terminal para riel individual	1 Ud.

Art.	LV máx.:	Cant.
LMC36GPPK11F.200	**1960** mm	1 Ud.

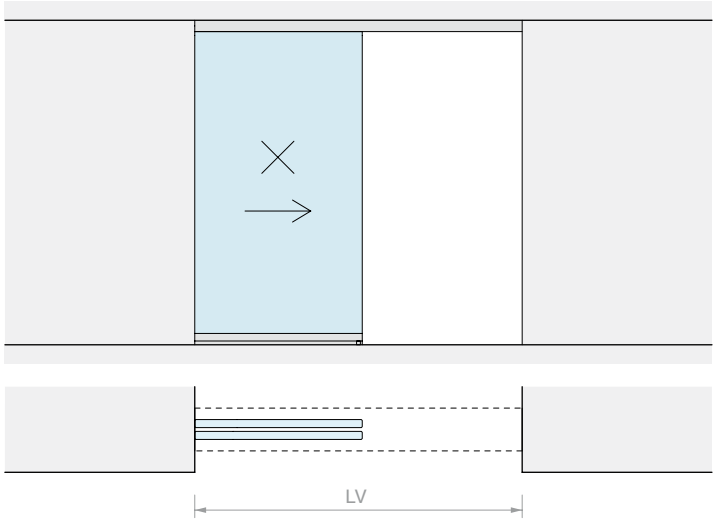
LV

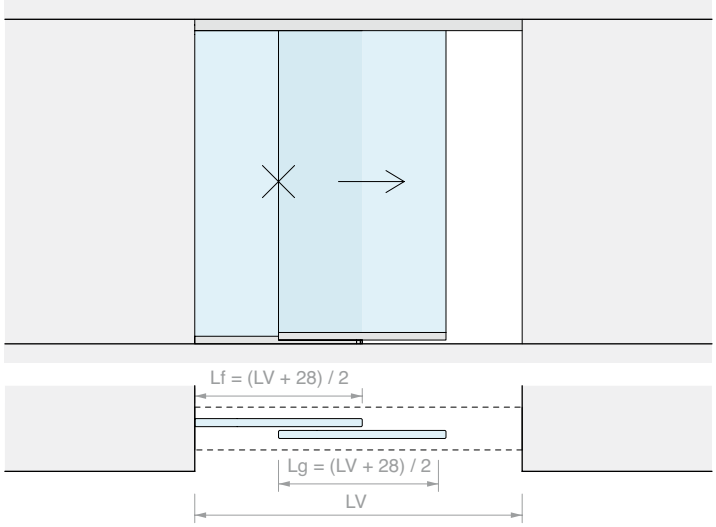
Lf = (LV + 28) / 2
Lg = (LV + 28) / 2
LV

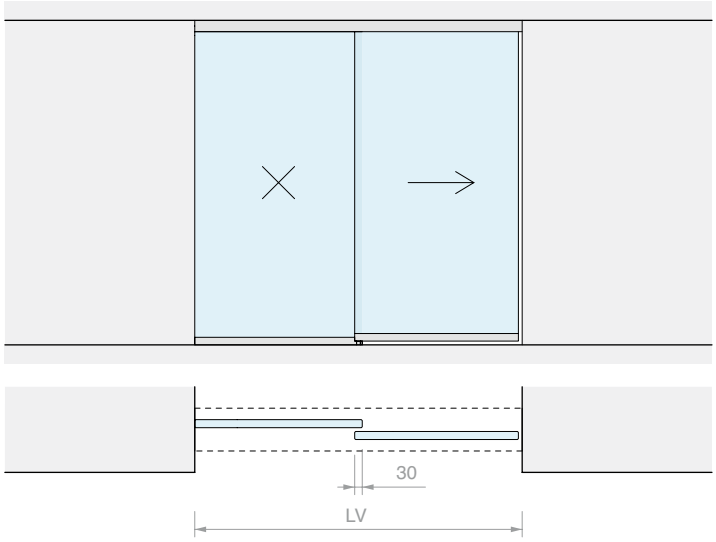
30
LV

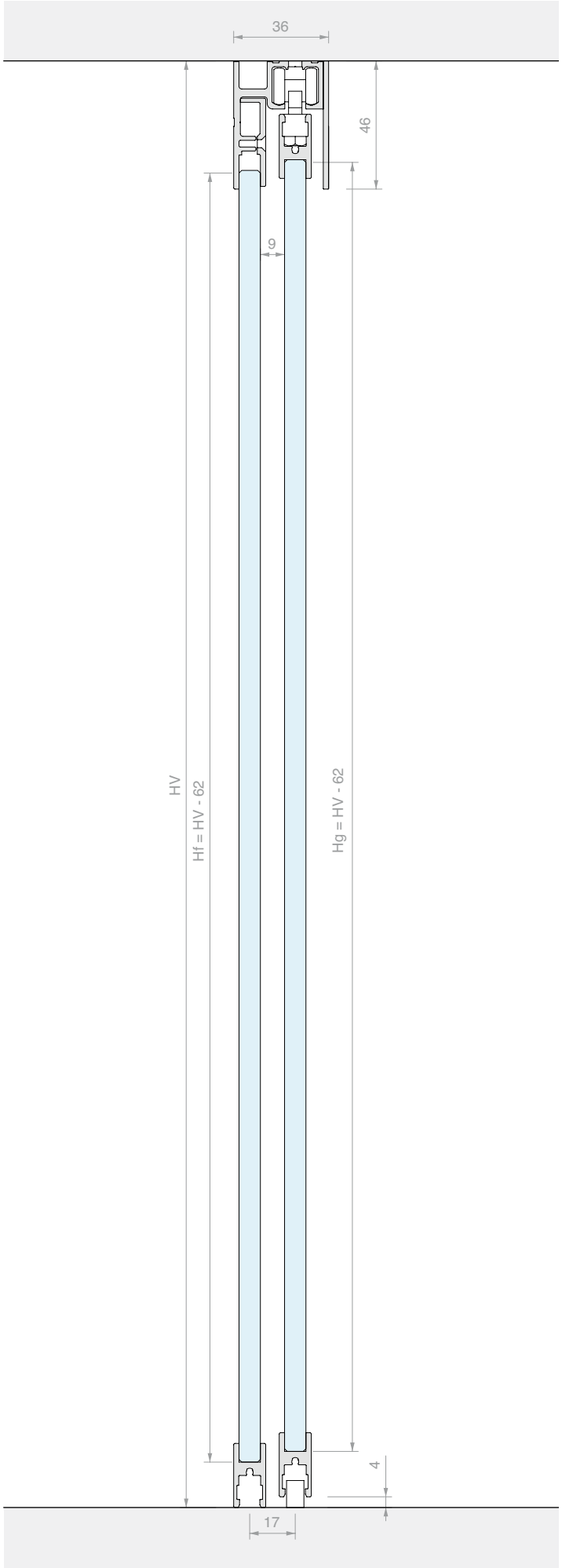
36
46
9
HV
Hf = HV - 62
Hg = HV - 62
4
17

KIT CORREDERA FIJACIÓN DE TECHO
DOBLE HOJA CON DOBLE VIDRIO FIJO CON PERFIL SOPORTE VIDRIO INFERIOR GPPK

Material: Aluminio
Acabado: /6 /88 /97

MEDIDAS DEL VANO

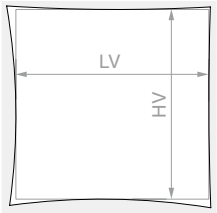

HV máx.: **2160** mm

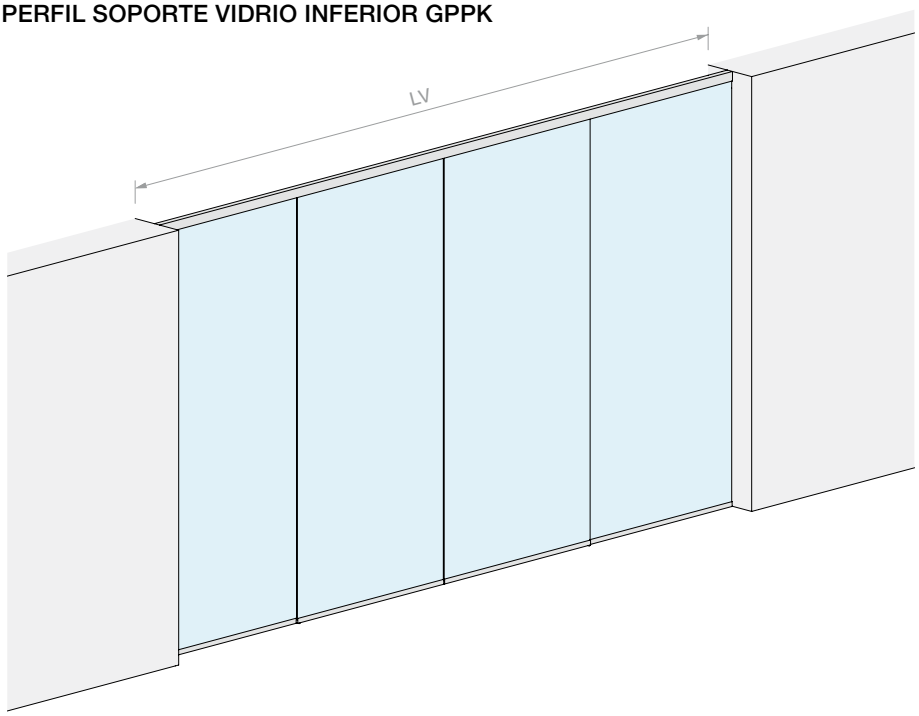

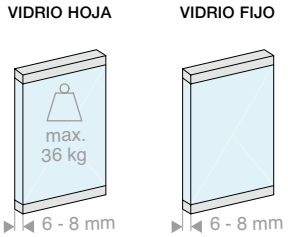

Kit formado por:

Art.	Descripción	Cant.
053.3338.400	Riel individual de techo con vidrio fijo	1 Ud.
053.3072.200	Perfil soporte vidrio	3 Uds.
053.3071.300	Perfil de soporte para vidrio fijo	2 Uds.
053.3361.072	Kit de deslizamiento hoja GPPK	2 Uds.
053.3075.300	Cubierta para riel	2 Uds.
VIT965-3X8-ZN	Tornillo de fijación para perfil de soporte vidrio fijo	8 Uds.

Opcional

057.3159.071	N°2 amortiguadores carga hasta 15 kg	1 Ud.
057.3159.072	N°2 amortiguadores carga hasta 26 kg	1 Ud.
057.3159.073	N°2 amortiguadores carga hasta 36 kg	1 Ud.
LM48035TP10	Tapa terminal para riel individual	1 Ud.

Art.	LV máx.:	Cant.
LMC36GPPK11CF.400	**3920** mm	1 Ud.



LV

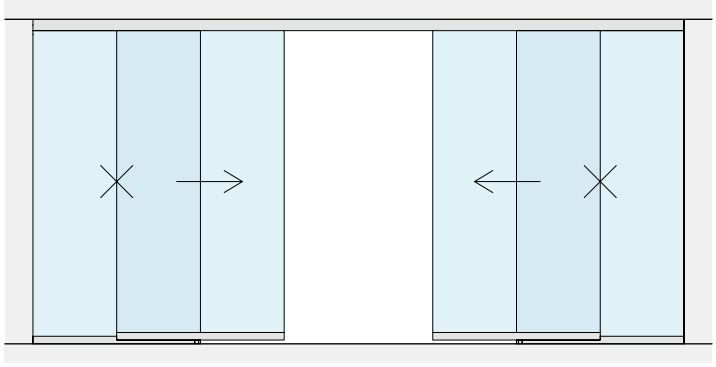

Lf = (LV + 56) / 4
Lg = (LV + 56) / 4
LV

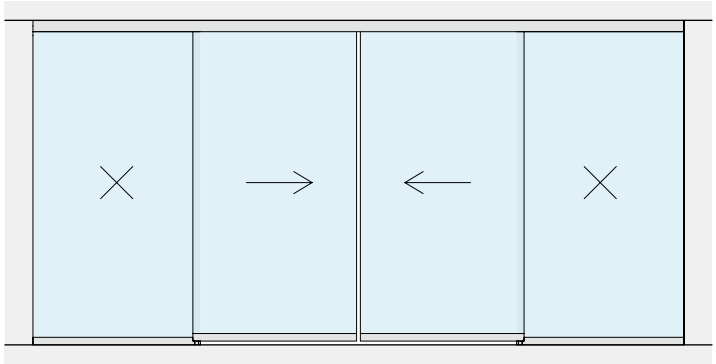

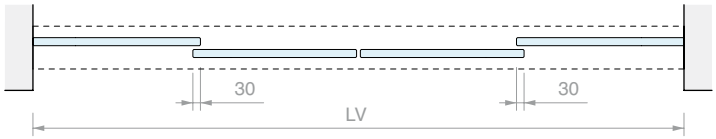
30
30
LV

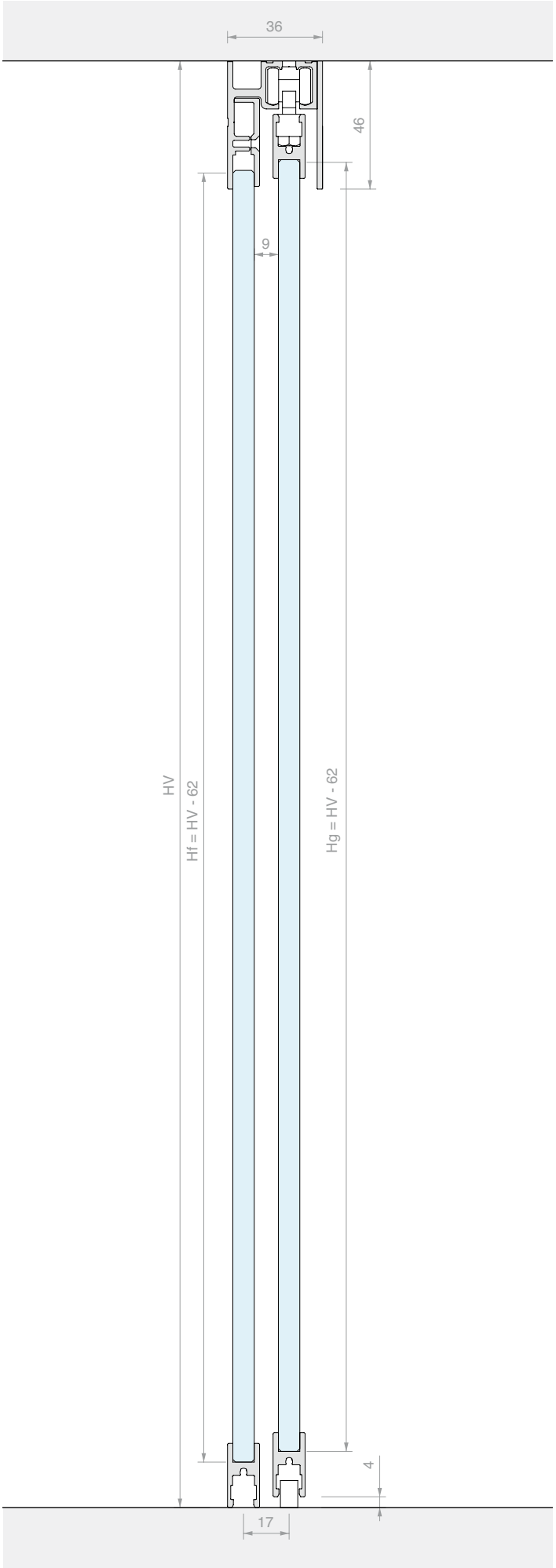
36
46
9
HV
Hf = HV - 62
Hg = HV - 62
4
17

WHITE

KIT CORREDERA FIJACIÓN A PARED
CON PERFIL SOPORTE VIDRIO INFERIOR GPPK

Material: Aluminio
Acabado: /6 /88 /97

MEDIDAS DEL VANO

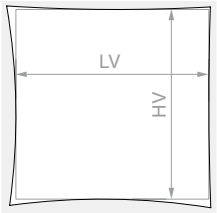

HV máx.: **2110** mm

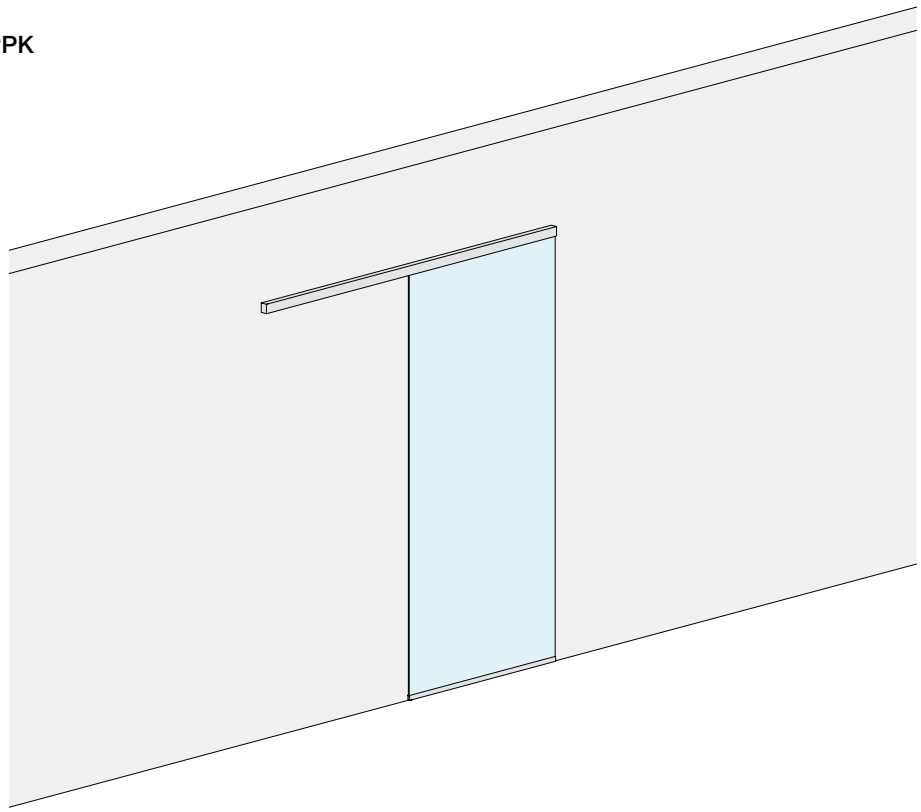

VIDRIO HOJA

Kit formado por:

Art.	Descripción	Cant.
053.3338.200	Riel individual a pared	1 Ud.
053.3072.200	Perfil soporte vidrio	1 Ud.
053.3071.300	Perfil de soporte para vidrio fijo	1 Ud.
053.3361.072	Kit de deslizamiento hoja GPPK	1 Ud.
053.3075.300	Cubierta para riel	1 Ud.
VIT965-3X8-ZN	Tornillo de fijación para perfil de soporte vidrio fijo	4 Uds.

Opcional

057.3159.071	N°2 amortiguadores carga hasta 15 kg	1 Ud.
057.3159.072	N°2 amortiguadores carga hasta 26 kg	1 Ud.
057.3159.073	N°2 amortiguadores carga hasta 36 kg	1 Ud.
LM17019TP10	Tapa terminal para riel individual	1 Ud.

Art.	LV máx.:	Cant.
LMC36GPPK21.200	**940** mm	1 Ud.

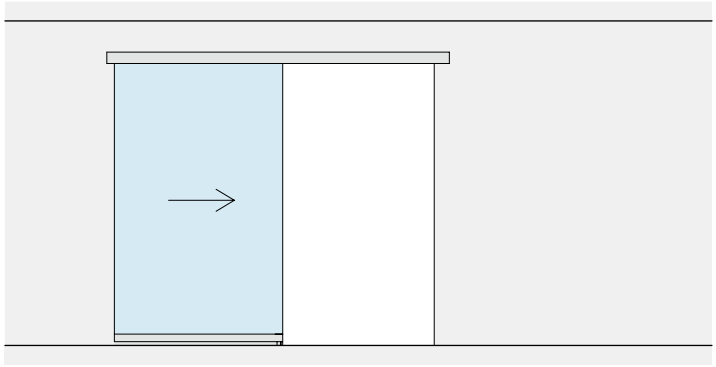

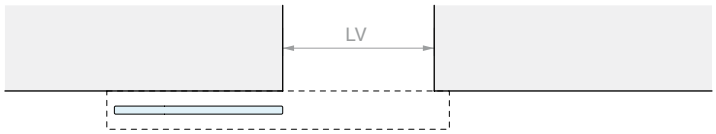
LV

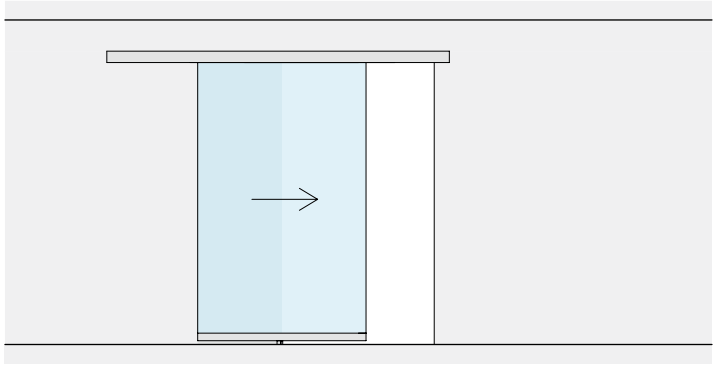

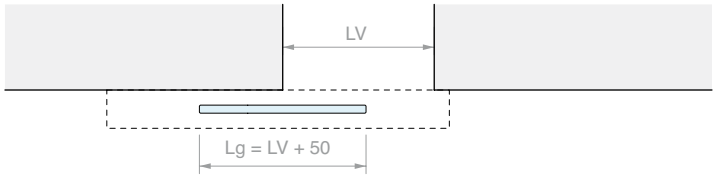
LV
Lg = LV + 50

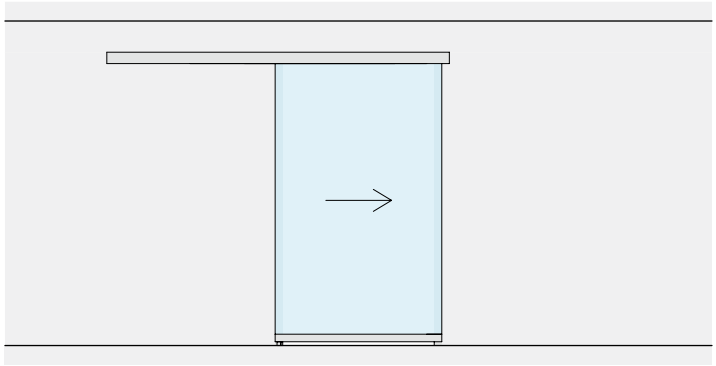

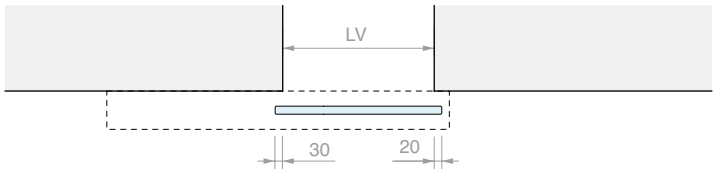
LV
30
20

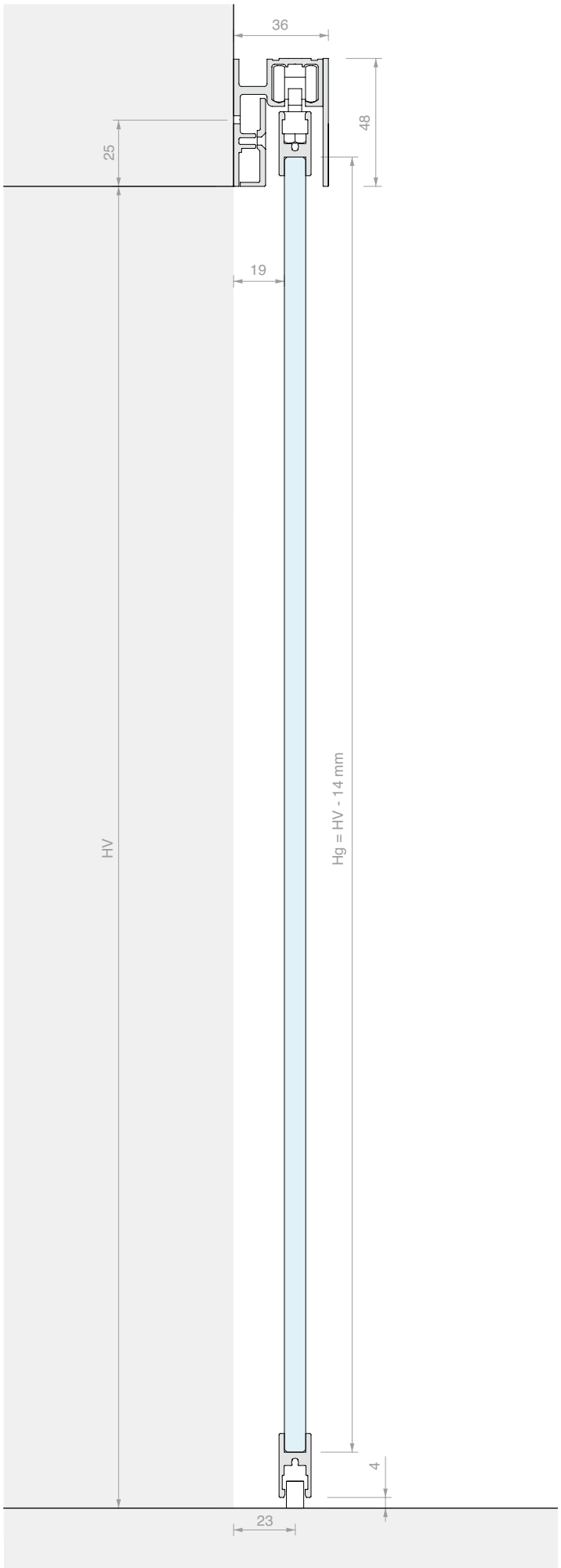
36
48
25
19
HV
Hg = HV - 14 mm
4
23

KIT CORREDERA FIJACIÓN A PARED
DOBLE HOJA CON PERFIL SOPORTE VIDRIO INFERIOR GPPK

Material: Aluminio
Acabado: /6 /88 /97

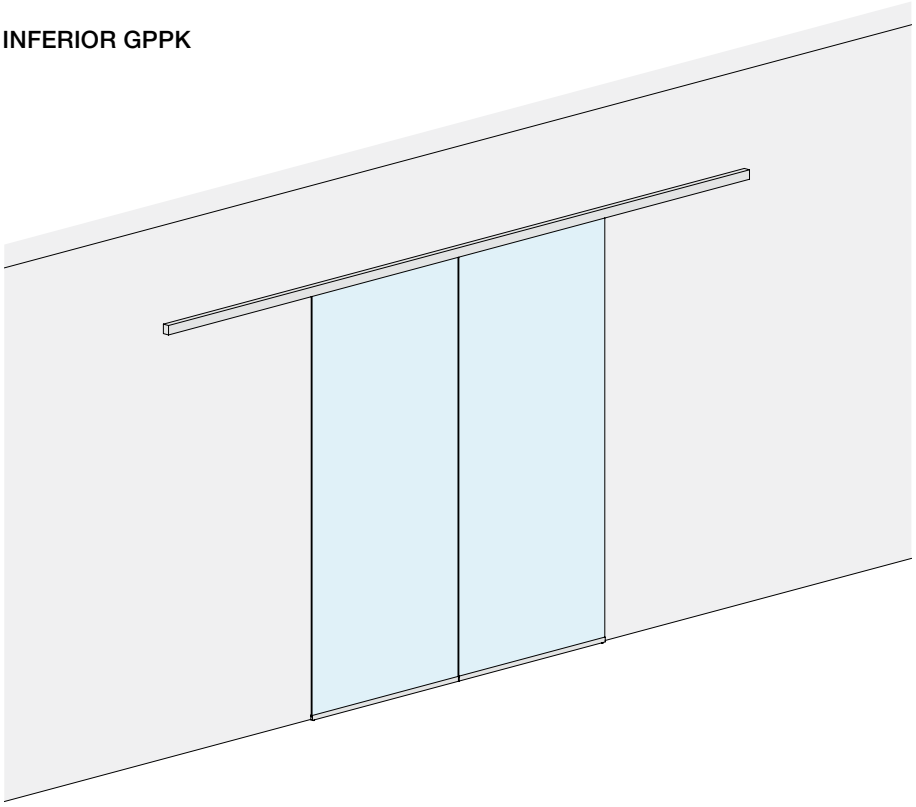

MEDIDAS DEL VANO

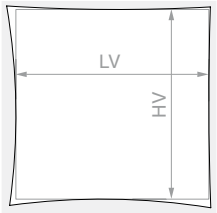

HV máx.: **2110** mm

VIDRIO HOJA

Kit formado por:

Art.	Descripción	Cant.
053.3338.400	Riel individual a pared	1 Ud.
053.3072.200	Perfil soporte vidrio	2 Uds.
053.3071.300	Perfil de soporte para vidrio fijo	2 Uds.
053.3361.072	Kit de deslizamiento hoja GPPK	2 Uds.
053.3075.300	Cubierta para riel	2 Uds.
VIT965-3X8-ZN	Tornillo de fijación para perfil de soporte vidrio fijo	8 Uds.

Opcional

057.3159.071	N°2 amortiguadores carga hasta 15 kg	1 Ud.
057.3159.072	N°2 amortiguadores carga hasta 26 kg	1 Ud.
057.3159.073	N°2 amortiguadores carga hasta 36 kg	1 Ud.
LM48035TP10	Tapa terminal para riel individual	1 Ud.

Art.	LV máx.:	Cant.
LMC36GPPK21C.400	**1930** mm	1 Ud.

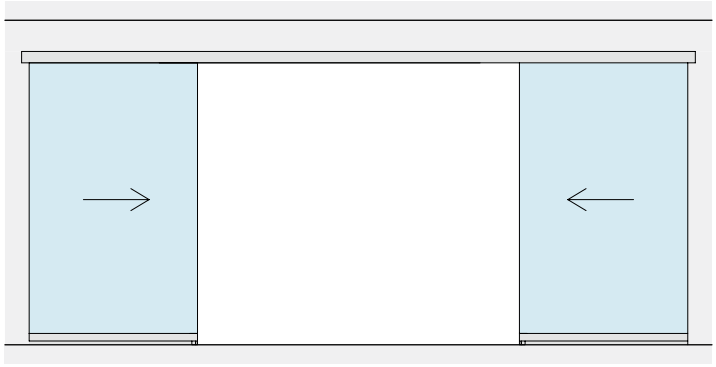

LV

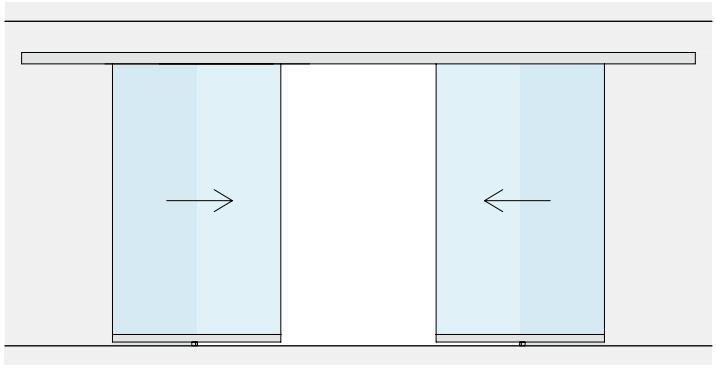

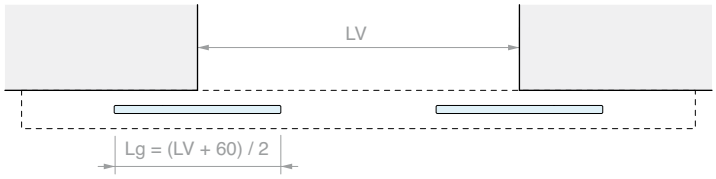
LV
Lg = (LV + 60) / 2

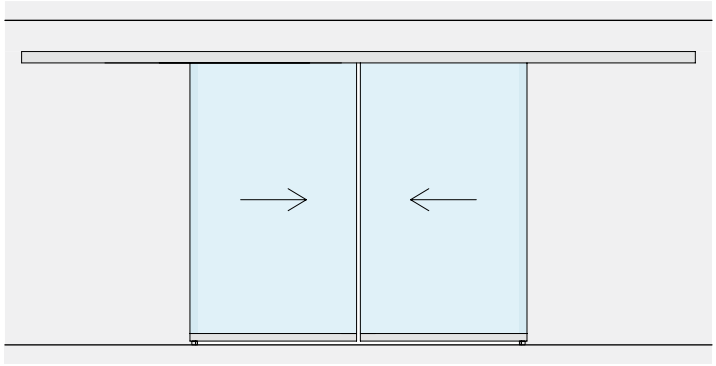

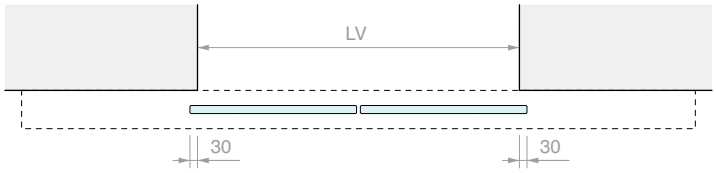
LV
30
30

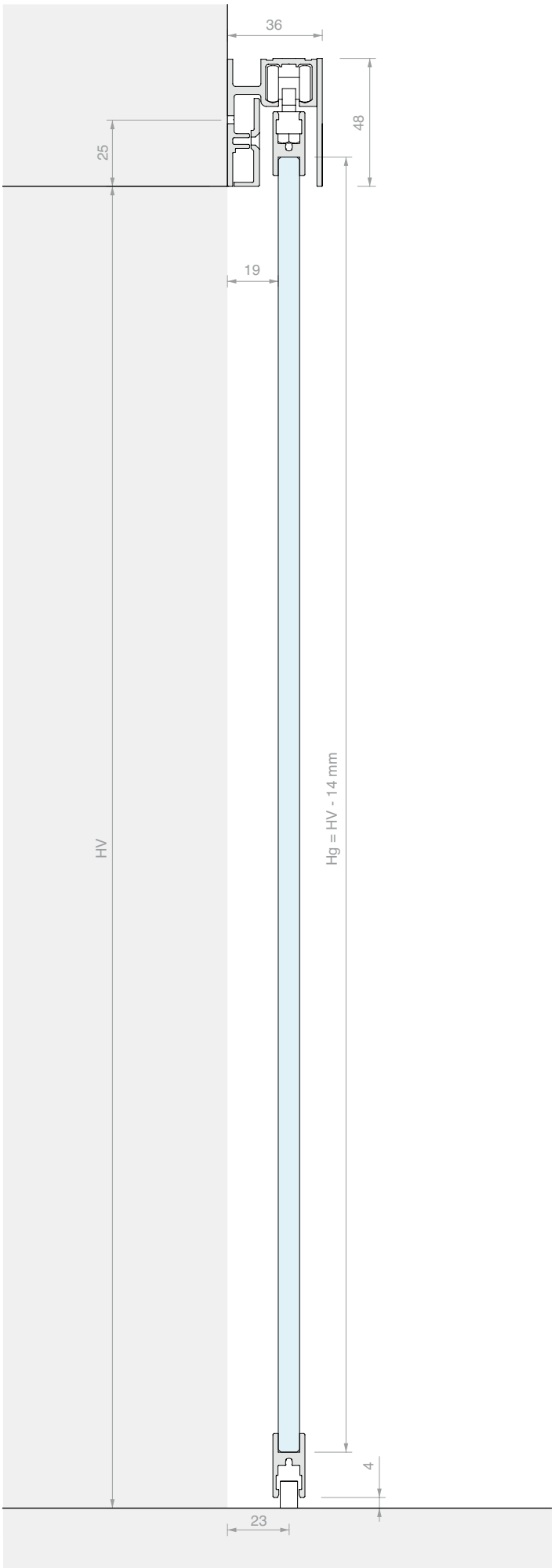
36
48
25
19
HV
Hg = HV - 14 mm
4
23

WHITE

KIT CORREDERA FIJACIÓN A PARED GPK
HOJA INDIVIDUAL

Material: Aluminio
Acabado: /6 /88 /97

MEDIDAS DEL VANO

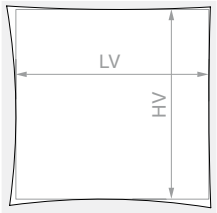

HV máx.: **2090** mm

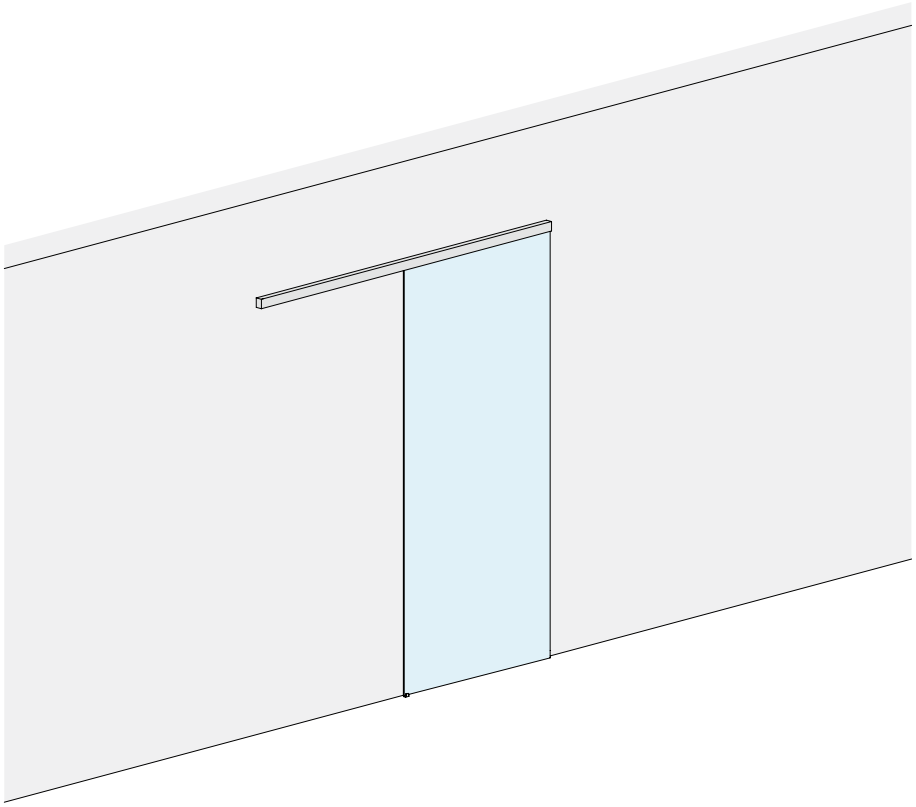

VIDRIO HOJA

Kit formado por:

Art.	Descripción	Cant.
053.3338.200	Riel individual a pared	1 Ud.
053.3072.100	Perfil soporte vidrio	1 Ud.
053.3071.300	Perfil de soporte para vidrio fijo	1 Ud.
053.3361.071	Kit de deslizamiento hoja GPK	1 Ud.
053.3075.300	Cubierta para riel	1 Ud.
VIT965-3X8-ZN	Tornillo de fijación para perfil de soporte vidrio fijo	4 Uds.

Opcional

057.3159.071	N°2 amortiguadores carga hasta 15 kg	1 Ud.
057.3159.072	N°2 amortiguadores carga hasta 26 kg	1 Ud.
057.3159.073	N°2 amortiguadores carga hasta 36 kg	1 Ud.
LM48035TP10	Tapa terminal para riel individual	1 Ud.

Art.	LV máx.:	Cant.
LMC36GPK21.200	**940** mm	1 Ud.

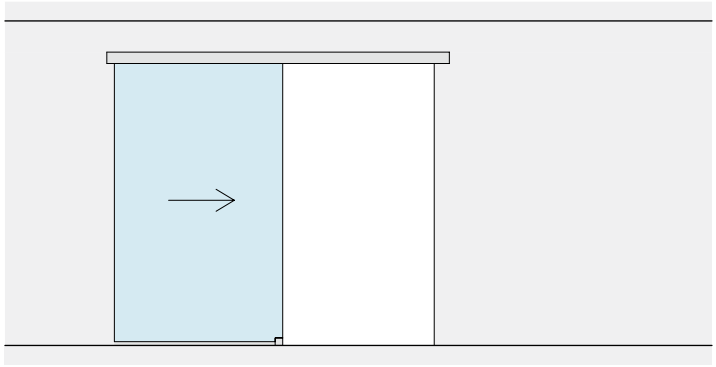

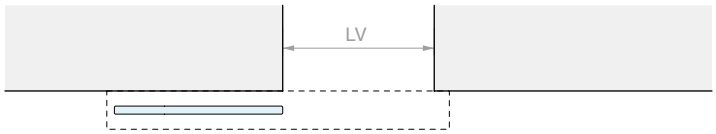
LV

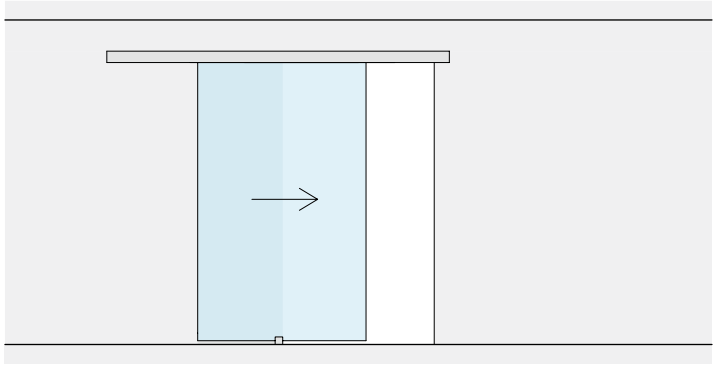

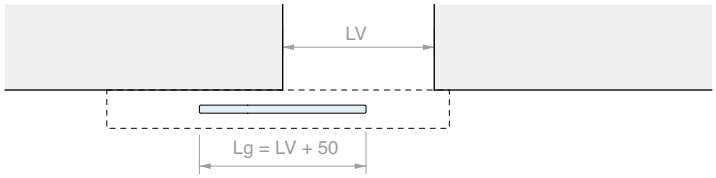
LV
Lg = LV + 50

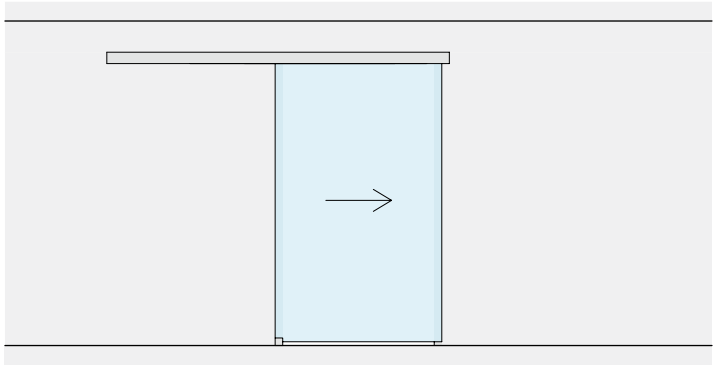

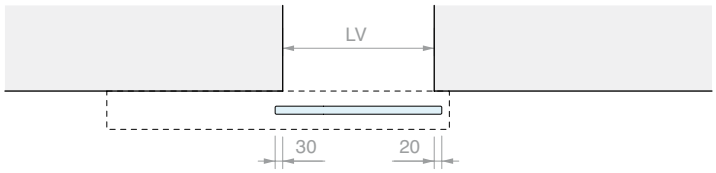
LV
30
20

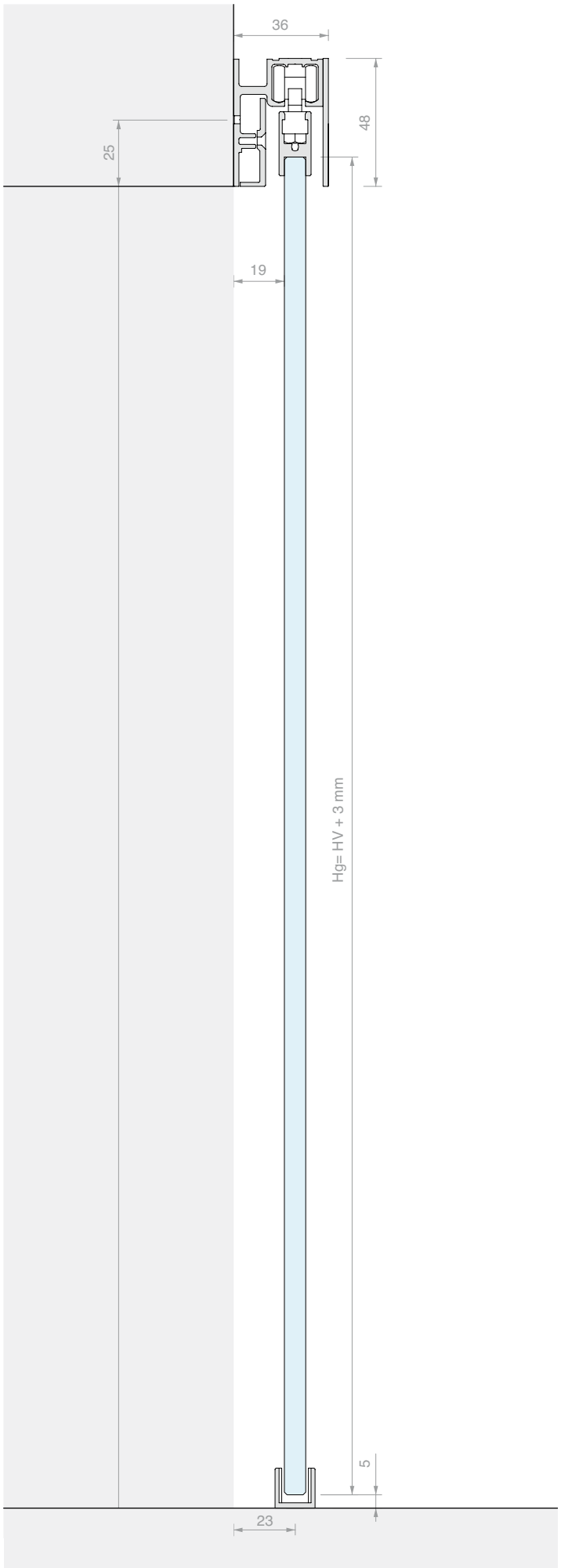
36
48
25
19
Hg= HV + 3 mm
5
23

KIT CORREDERA FIJACIÓN A PARED GPK DOBLE HOJA

Material: Aluminio
Acabado: /6 /88 /97

SIN ORIFICIOS EN EL VIDRIO

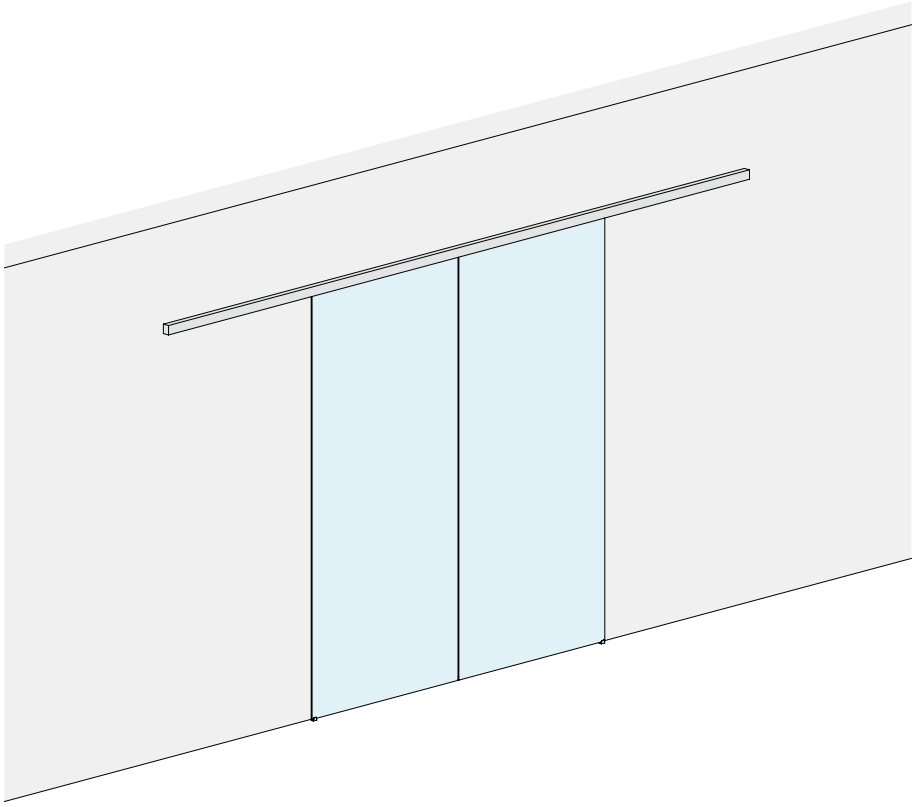

MEDIDAS DEL VANO

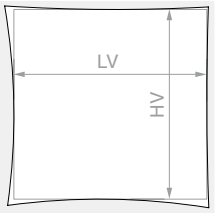

HV máx.: **2090** mm

VIDRIO HOJA

Kit formado por:

Art.	Descripción	Cant.
053.3338.400	Riel individual a pared	1 Ud.
053.3072.200	Perfil soporte vidrio	1 Ud.
053.3071.300	Perfil de soporte para vidrio fijo	2 Uds.
053.3361.071	Kit de deslizamiento hoja GPK	2 Uds.
053.3075.300	Cubierta para riel	2 Uds.
VIT965-3X8-ZN	Tornillo de fijación para perfil de soporte vidrio fijo	8 Uds.

Opcional

057.3159.071	N°2 amortiguadores carga hasta 15 kg	1 Ud.
057.3159.072	N°2 amortiguadores carga hasta 26 kg	1 Ud.
057.3159.073	N°2 amortiguadores carga hasta 36 kg	1 Ud.
LM48035TP10	Tapa terminal para riel individual	1 Ud.

Art.	LV máx.:	Cant.
LMC36GPK21C.400	**1930** mm	1 Ud.

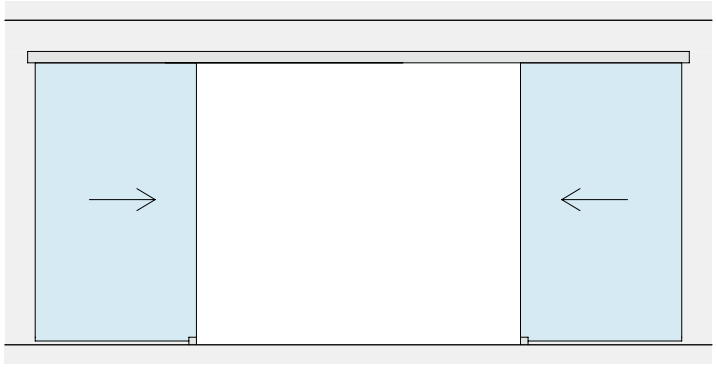

LV

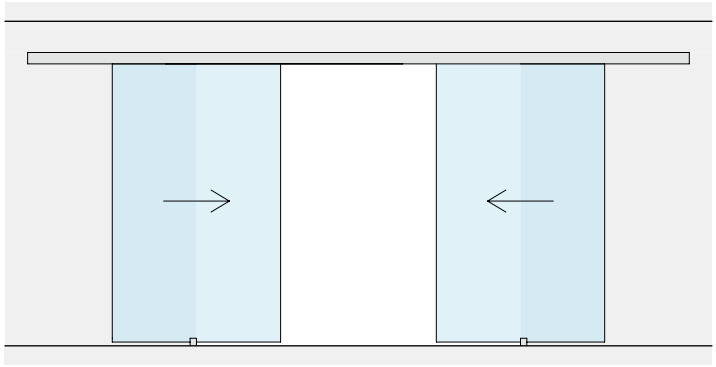

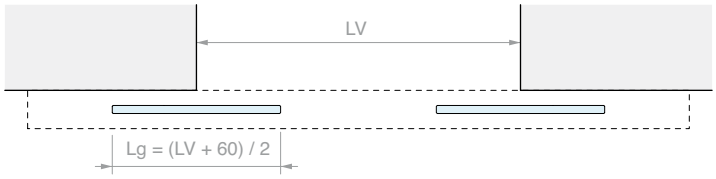
LV
Lg = (LV + 60) / 2

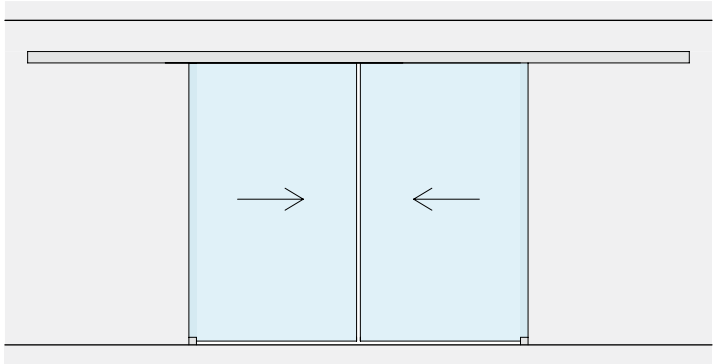

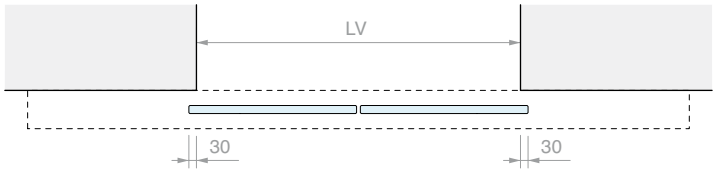
LV
30
30

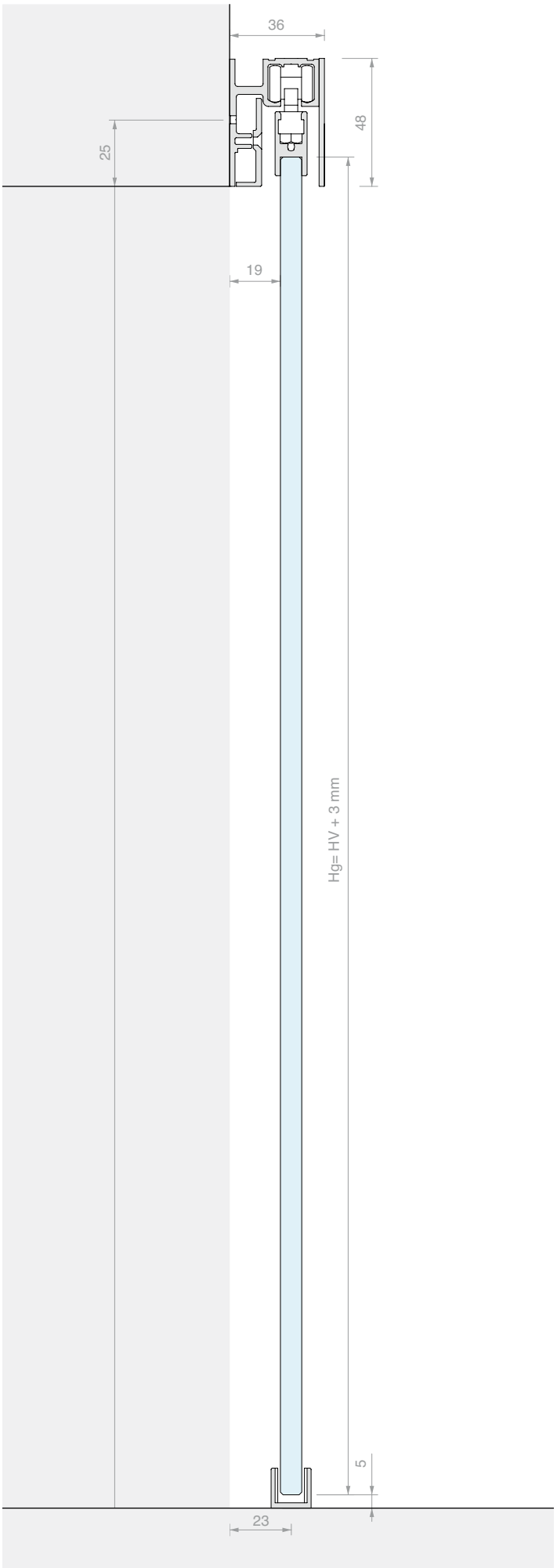
36
48
25
19
Hg= HV + 3 mm
5
23

WHITE

KIT CORREDERA FIJACIÓN A PARED
HOJA INDIVIDUAL CON VIDRIO FIJO CON PERFIL SOPORTE VIDRIO INFERIOR GPPK

Material: Aluminio
Acabado: /6 /88 /97

SIN ORIFICIOS EN EL VIDRIO

MEDIDAS DEL VANO

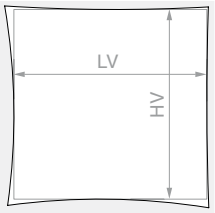

HV máx.: **2110** mm

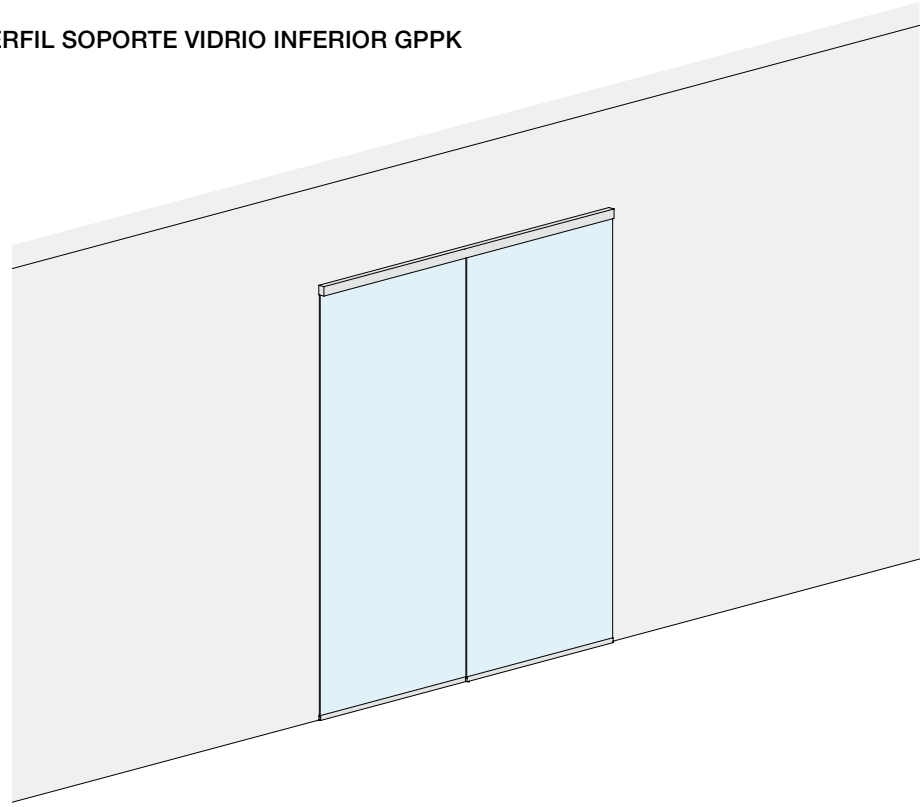

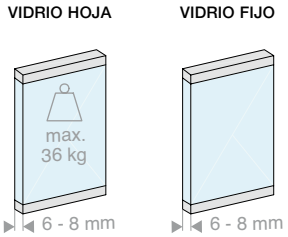

Kit formado por:

Art.	Descripción	Cant.
053.3338.200	Riel individual a pared con vidrio fijo	1 Ud.
053.3072.200	Perfil soporte vidrio	1 Ud.
053.3072.100	Perfil soporte vidrio	1 Ud.
053.3071.300	Perfil de soporte para vidrio fijo	1 Ud.
053.3361.072	Kit de deslizamiento hoja GPPK	1 Ud.
053.3075.300	Cubierta para riel	1 Ud.
VIT965-3X8-ZN	Tornillo de fijación para perfil de soporte vidrio fijo	4 Uds.

Opcional

057.3159.071	N°2 amortiguadores carga hasta 15 kg	1 Ud.
057.3159.072	N°2 amortiguadores carga hasta 26 kg	1 Ud.
057.3159.073	N°2 amortiguadores carga hasta 36 kg	1 Ud.
LM48035TP10	Tapa terminal para riel individual	1 Ud.

Art.	LV máx.:	Cant.
LMC36GPPK21F.200	**1920** mm	1 Ud.

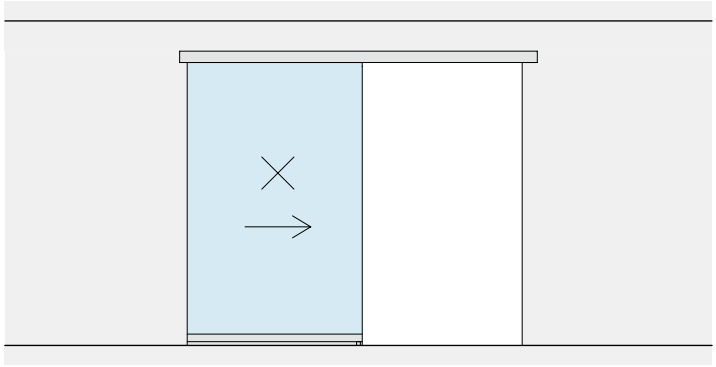

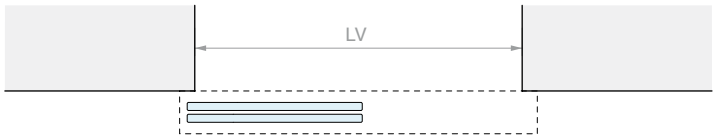
LV

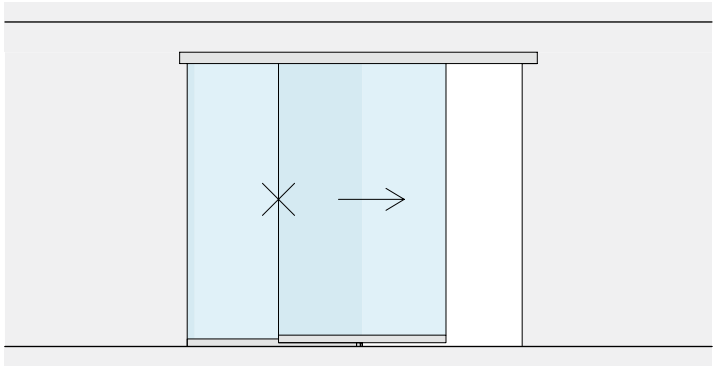

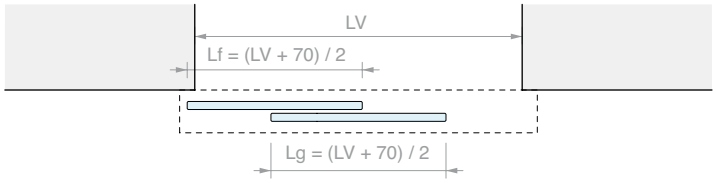
LV
Lf = (LV + 70) / 2
Lg = (LV + 70) / 2

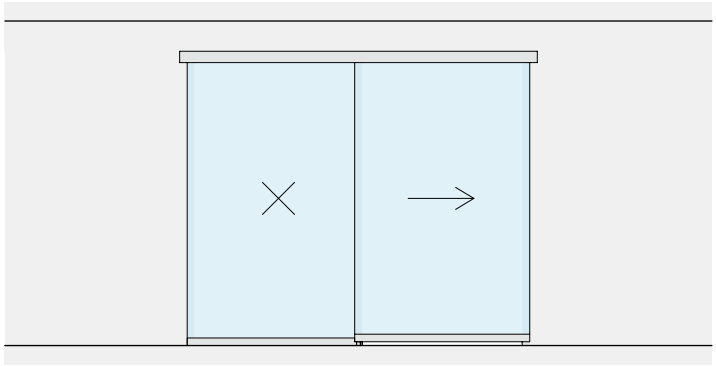

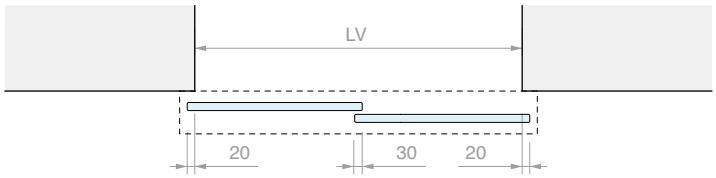
LV
20
30
20

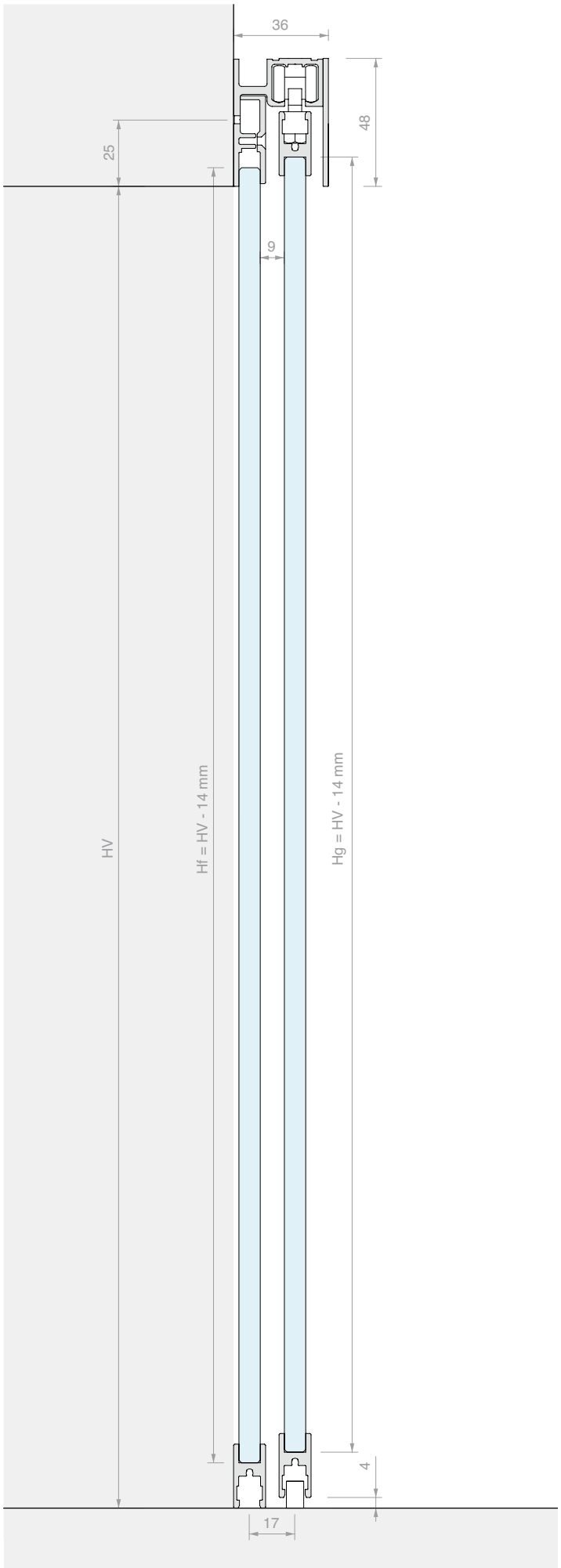
36
48
25
9
HV
Hf = HV - 14 mm
Hg = HV - 14 mm
4
17

KIT CORREDERA FIJACIÓN A PARED
DOBLE HOJA CON DOBLE VIDRIO FIJO CON PERFIL SOPORTE VIDRIO INFERIOR GPPK

Material: Aluminio
Acabado: /6 /88 /97

MEDIDAS DEL VANO

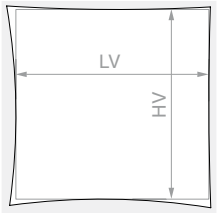

HV máx.: **2110** mm

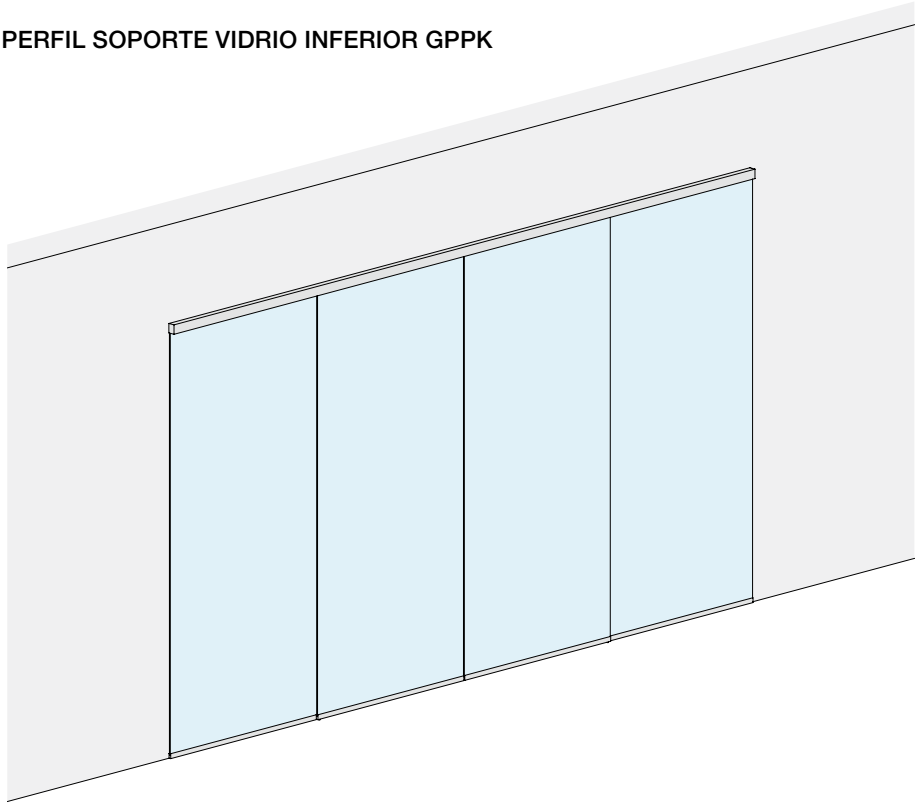

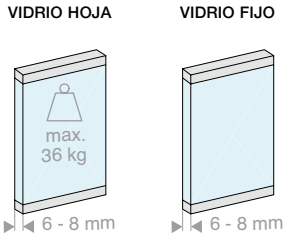

Kit formado por:

Art.	Descripción	Cant.
053.3338.400	Riel individual de techo con vidrio fijo	1 Ud.
053.3072.200	Perfil soporte vidrio	3 Uds.
053.3071.300	Perfil de soporte para vidrio fijo	2 Uds.
053.3361.072	Kit de deslizamiento hoja GPPK	2 Uds.
053.3075.300	Cubierta para riel	2 Uds.
VIT965-3X8-ZN	Tornillo de fijación para perfil de soporte vidrio fijo	8 Uds.

Opcional

057.3159.071	N°2 amortiguadores carga hasta 15 kg	1 Ud.
057.3159.072	N°2 amortiguadores carga hasta 26 kg	1 Ud.
057.3159.073	N°2 amortiguadores carga hasta 36 kg	1 Ud.
LM48035TP10	Tapa terminal para riel individual	1 Ud.

Art.	LV máx.:	Cant.
LMC36GPPK21CF.400	**3880** mm	1 Ud.

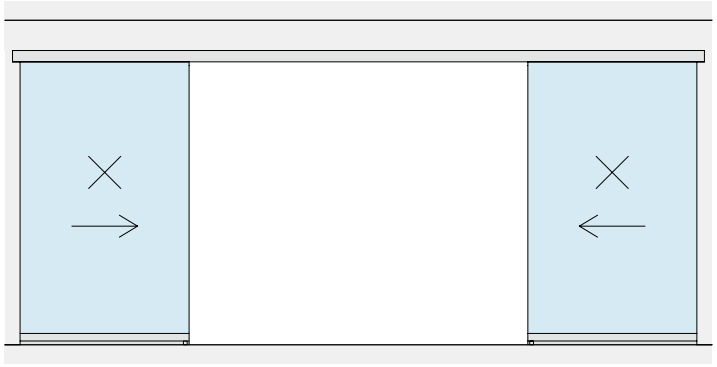

LV

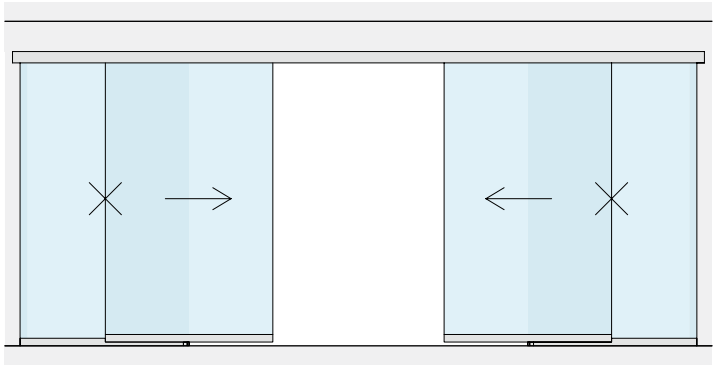

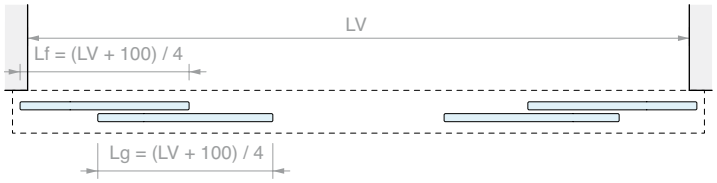
LV
Lf = (LV + 100) / 4
Lg = (LV + 100) / 4

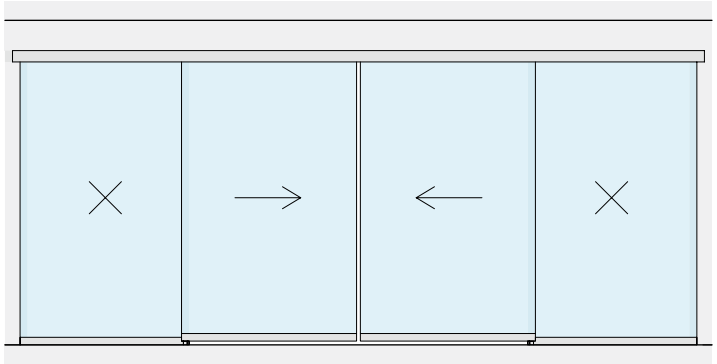

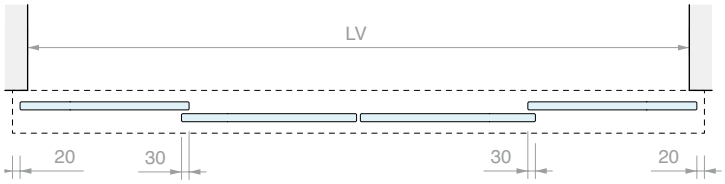
LV
20
30
30
20

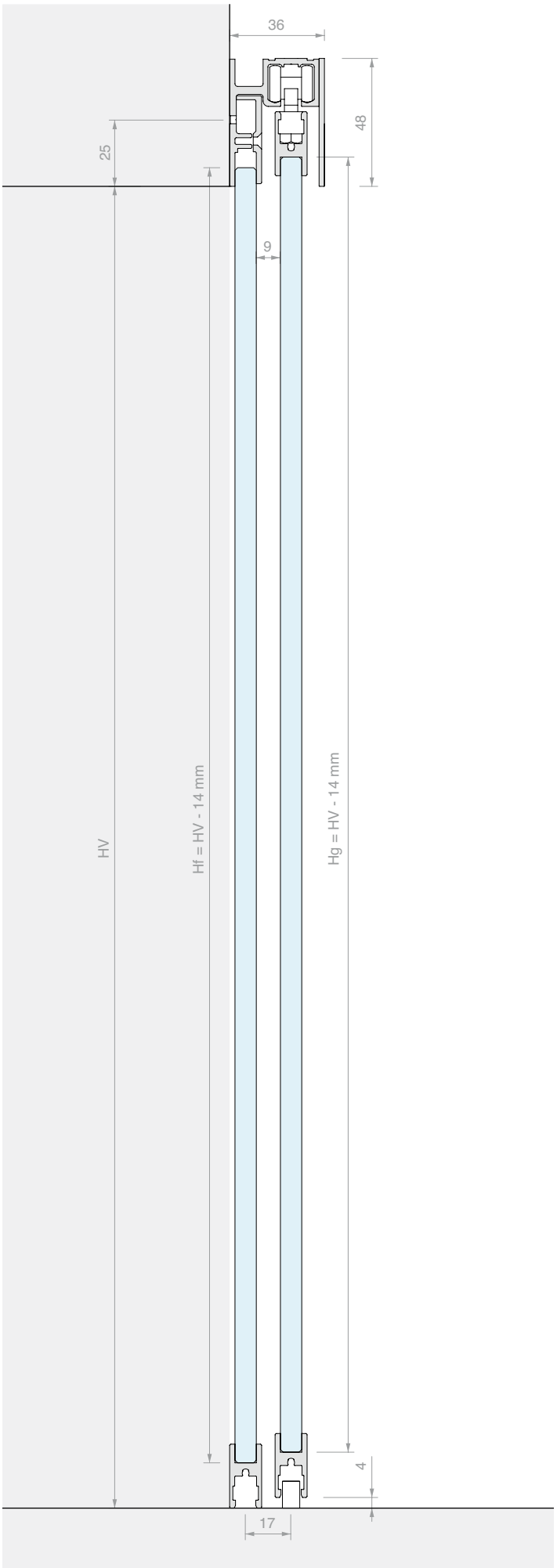
36
48
25
9
HV
Hf = HV - 14 mm
Hg = HV - 14 mm
4
17

RIEL INDIVIDUAL PARA MONTAJE EMPOTRADO CLIPO 36

Material: Aluminio

Perfil taladrado con paso 150 mm

Acabado: /6 /88 /97

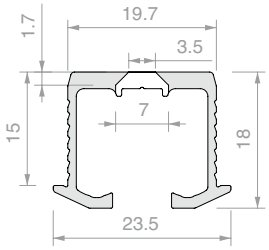

Art.	Longitud	Cant.
053.3324.200	**1997** mm	1 Ud.
053.3324.300	**2998** mm	1 Ud.
053.3324.600	**6000** mm	1 Ud.

RIEL SIMPLE PARA MONTAJE DE TECHO CLIPO 36

Material: Aluminio

Perfil taladrado con paso 150 mm

Acabado: /6 /88 /97

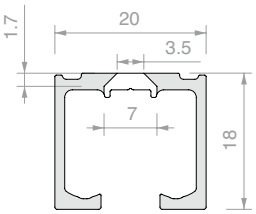

Art.	Longitud	Cant.
053.3326.200	**1997** mm	1 Ud.
053.3326.300	**2998** mm	1 Ud.
053.3326.400	**3998** mm	1 Ud.
053.3326.600	**6000** mm	1 Ud.

RIEL DOBLE PARA MONTAJE EMPOTRADO CLIPO 36

Material: Aluminio

Perfil taladrado con paso 150 mm

Acabado: /6 /88 /97

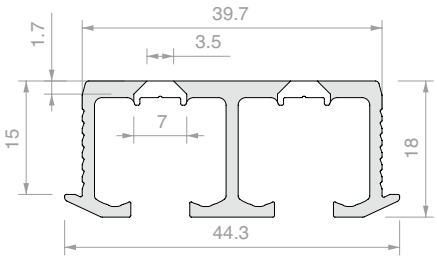

Art.	Longitud	Cant.
053.3342.200	**1997** mm	1 Ud.
053.3342.300	**2998** mm	1 Ud.
053.3342.600	**6000** mm	1 Ud.



RIEL INDIVIDUAL PARA MONTAJE A PARED O TECHO CON O SIN VIDRIO FIJO CLIPO 36

Material: Aluminio
Perfil taladrado de techo con paso 150 mm.
Para el montaje en pared, taladrar
con arreglo a la guía prevista
Acabado: /6 /88 /97

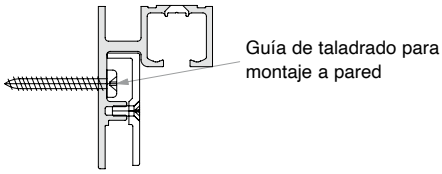

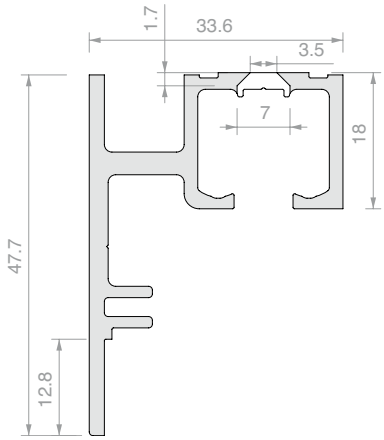

Art.	Longitud	Para vidrios	Cant.
053.3338.200	**1997** mm	De **6** a **8** mm	1 Ud.
053.3338.300	**2998** mm	De **6** a **8** mm	1 Ud.
053.3338.400	**3998** mm	De **6** a **8** mm	1 Ud.
053.3338.600	**6000** mm	De **6** a **8** mm	1 Ud.

PERFIL DE SOPORTE VIDRIO CLIPO 36

Material: Aluminio
Acabado: /6 /88 /97
Nota: Instalar con la ayuda de silicona a lo largo de todo el perfil.

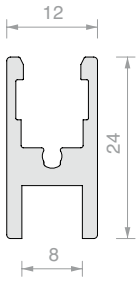

Art.	Longitud	Para vidrios	Cant.
053.3072.100	**996** mm	De **6** a **8** mm	1 Ud.
053.3072.200	**1997** mm	De **6** a **8** mm	1 Ud.
053.3072.300	**2998** mm	De **6** a **8** mm	1 Ud.
053.3072.600	**6000** mm	De **6** a **8** mm	1 Ud.

PERFIL DE SOPORTE PARA VIDRIO FIJO CLIPO 36

Material: Aluminio
Acabado: /6 /88 /97
Nota: Para amarrar el perfil al riel
utilizar tornillos M3 x 8 mm Art. **VIT965-3x8-ZN**

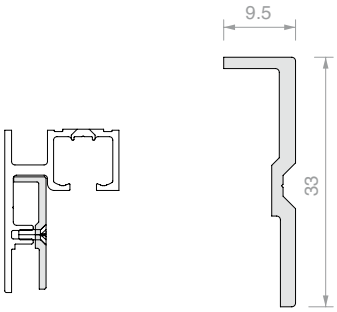

Art.	Longitud	Cant.
053.3071.300	**3000** mm	1 Ud.

CUBIERTA PARA RIEL 053.3338 CLIPO 36

Material: Aluminio

Acabado: /6 /88 /97

Nota: Aplicar con adhesivo de espesor en toda la longitud.

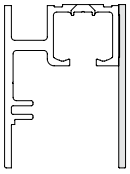

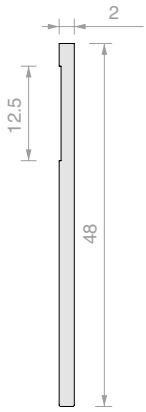

Art.	Longitud	Cant.
053.3075.300	**3000** mm	1 Ud.

KIT DE DESLIZAMIENTO HOJA CLIPO 36 GPPK

El kit requiere el perfil de soporte vidrio 053.3072 tanto en la parte superior como en la inferior.

Tapas laterales de cierre incluidas sólo con acabado negro.

Art.	Para vidrios	Cant.
053.3361.072	De **6** a **8** mm	1 Ud.

KIT DE DESLIZAMIENTO HOJA CLIPO 36 GPK

El kit requiere el perfil de soporte vidrio 053.3072 sólo en la parte superior.

Tapas laterales de cierre incluidas sólo con acabado negro.

Acabado: /3 /97 /R2

Art.	Para vidrios	Cant.
053.3361.071	De **6** a **8** mm	1 Ud.

GUÍA INFERIOR PARA MODELO CLIPO 36 GPK

Material: Latón

Acabado: /3 /97 /R2

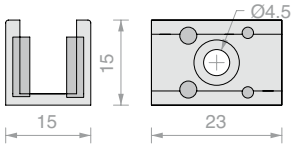

Art.	Para vidrios	Cant.
LMGF15	De **6** a **8** mm	1 Ud.

N°2 AMORTIGUADORES CLIPO 36

Anchura mínima de hoja para montar 1 amortiguador 420 mm

Anchura mínima de hoja para montar N°2 amortiguadores 620 mm

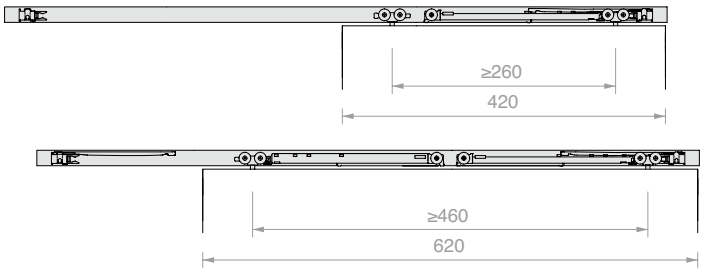

Art.	Capacidad de carga	Cant.
057.3159.071	Hasta **15** kg	1 Ud.
057.3159.072	Hasta **26** kg	1 Ud.
057.3159.073	Hasta **36** kg	1 Ud.

TAPA PARA RIEL 053.3326 CLIPO 36

Material: Aluminio

Acabado: /6 /88 /97

Nota: Instalar con la ayuda de silicona a lo largo de toda la superficie de la tapa.

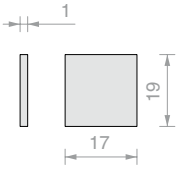

Art.	Cant.
LM17019TP10	1 Ud.

TAPA PARA RIEL 053.3338 CLIPO 36

Material: Aluminio

Acabado: /6 /88 /97

Nota: Instalar con la ayuda de silicona a lo largo de toda la superficie de la tapa.

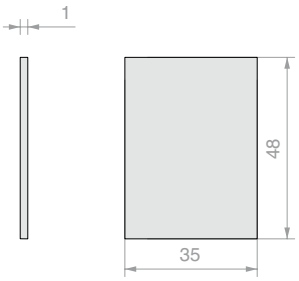

Art.	Cant.
LM48035TP10	1 Ud.

CERRADURA PARA CORREDERAS

Material: Aluminio

Se suministra con cilindro europeo con 3 llaves

Acabado: /88 /97

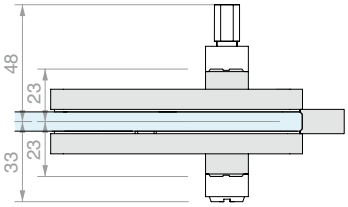

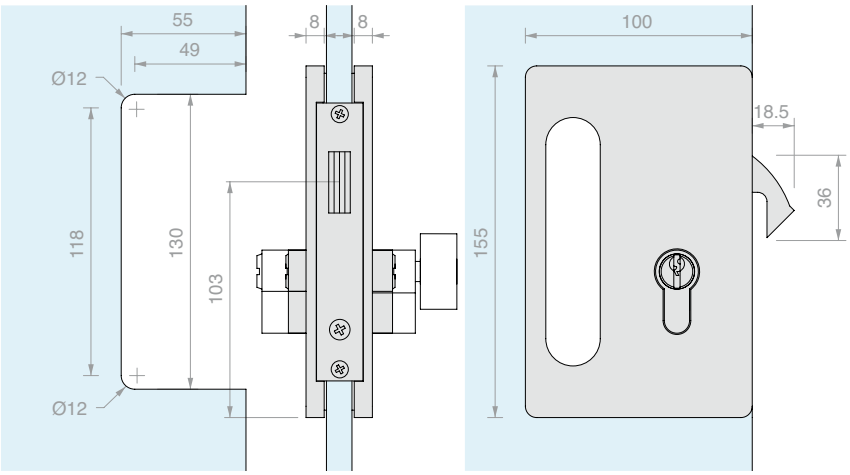

Art.	Para vidrios	Cierre	Llave	Cant.
SERSD610S	De **10** a **12** mm	Cerradura + cerradura	Diferente	1 Ud.
SERSD610SU	De **10** a **12** mm	Cerradura + cerradura	Única	1 Ud.
SERSD610P	De **10** a **12** mm	Pomo + cerradura	Única	1 Ud.

CERRADERO A VIDRIO

Material: Aluminio

Acabado: /88 /97

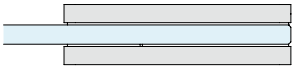

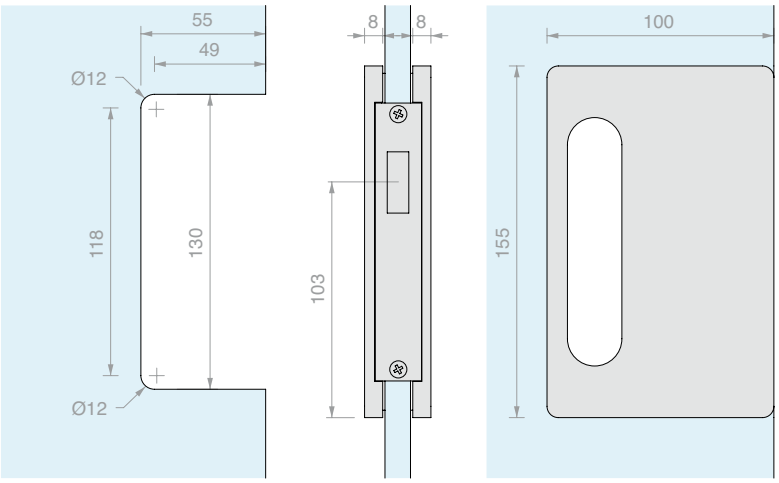

Art.	Para vidrios	Cant.
SERSD620	De **10** a **12** mm	1 Ud.

CIERRE PARA CORREDERAS

Material: Aluminio

Posición derecha, (para posición izquierda montar al revés).

Con 2 llaves

Acabado: /88 /97

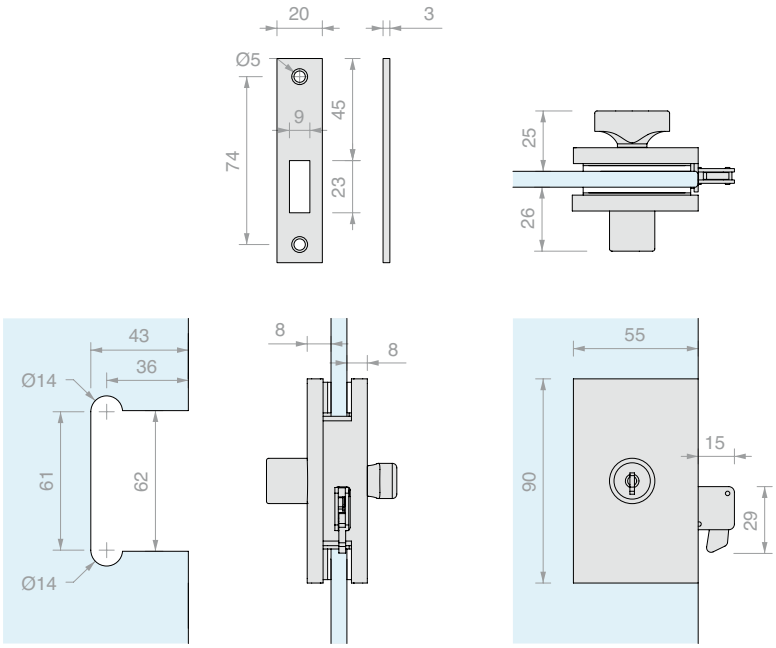

Art.	Para vidrios	Llave	Cant.
DQS15	De **8** a **12** mm	Diferente	1 Ud.

CIERRE PARA CORREDERAS CON MANILLA

Material: Aluminio

Posición derecha, (para posición izquierda montar al revés).

Con 2 llaves

Acabado: /88 /97

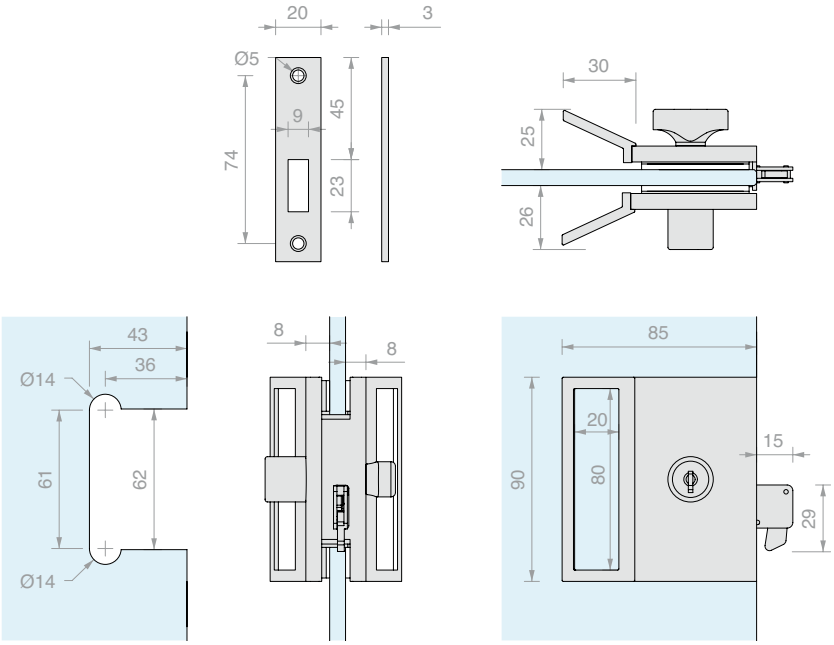

Art.	Para vidrios	Llave	Cant.
DQ525	De **8** a **12** mm	Diferente	1 Ud.

CIERRE PARA CORREDERAS CON POMO DOBLE

Material: Aluminio

Posición derecha, (para posición izquierda montar al revés).

Acabado: /88 /97

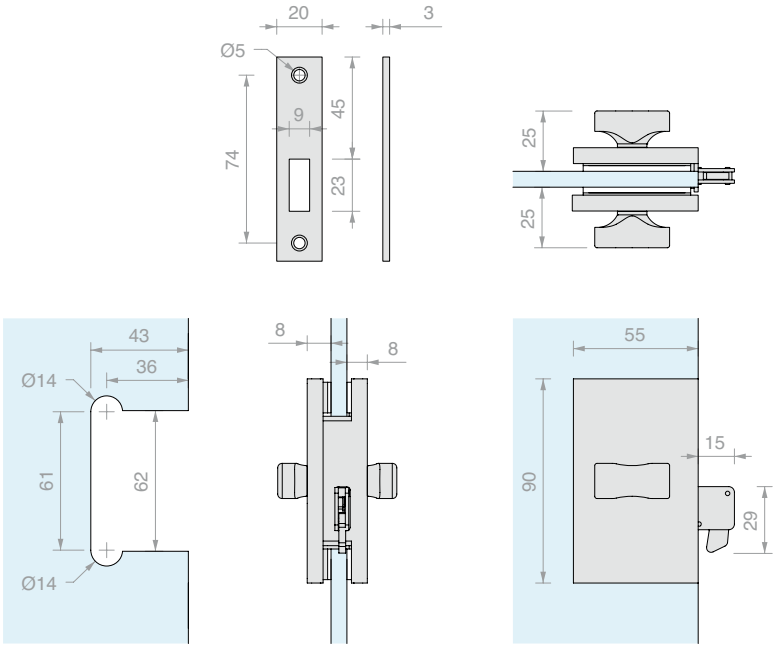

Art.	Para vidrios	Cant.
DQS13	De **8** a **12** mm	1 Ud.

CIERRE PARA CORREDERAS CON POMO DOBLE Y MANILLA

Material: Aluminio

Posición derecha, (para posición izquierda montar al revés).

Acabado: /88 /97

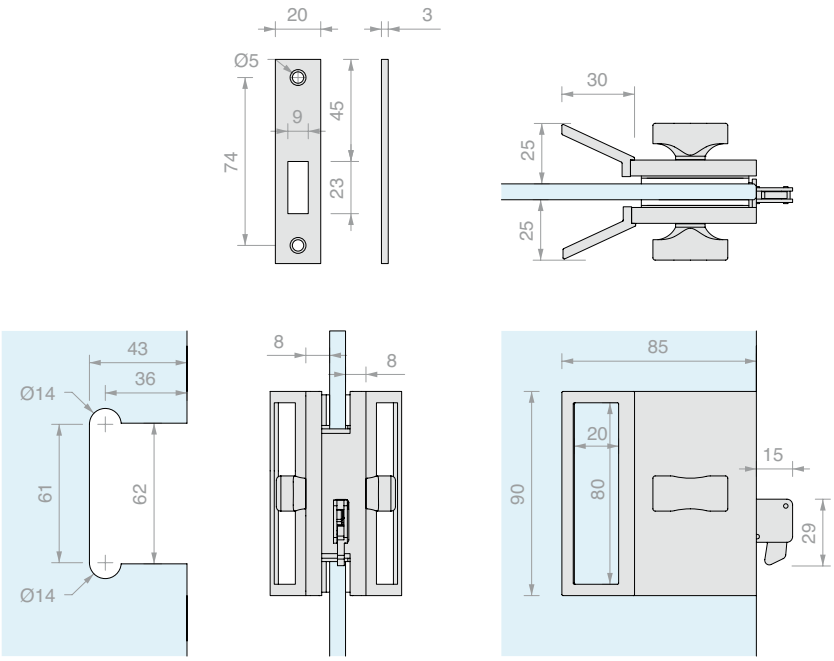

Art.	Para vidrios	Cant.
DQS23	De **8** a **12** mm	1 Ud.

CIERRE PRIVACIDAD PARA CORREDERAS LIBRE/OCUPADO CON POMO

Material: Aluminio

Posición derecha, (para posición izquierda montar al revés).

Acabado: /88 /97

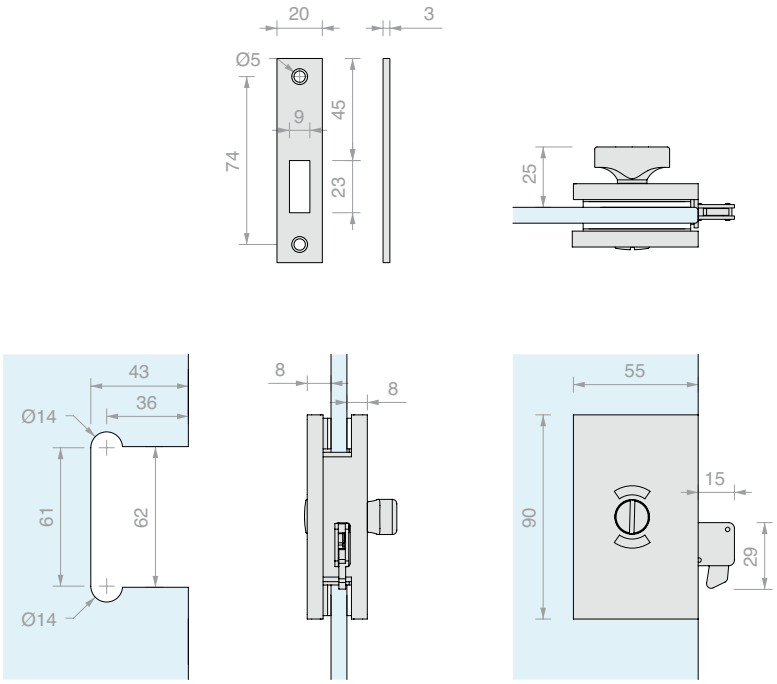

Art.	Para vidrios	Cant.
DQS11	De **8** a **12** mm	1 Ud.

CIERRE PRIVACIDAD PARA CORREDERAS LIBRE/OCUPADO CON POMO Y MANILLA

Material: Aluminio

Posición derecha, (para posición izquierda montar al revés).

Acabado: /88 /97

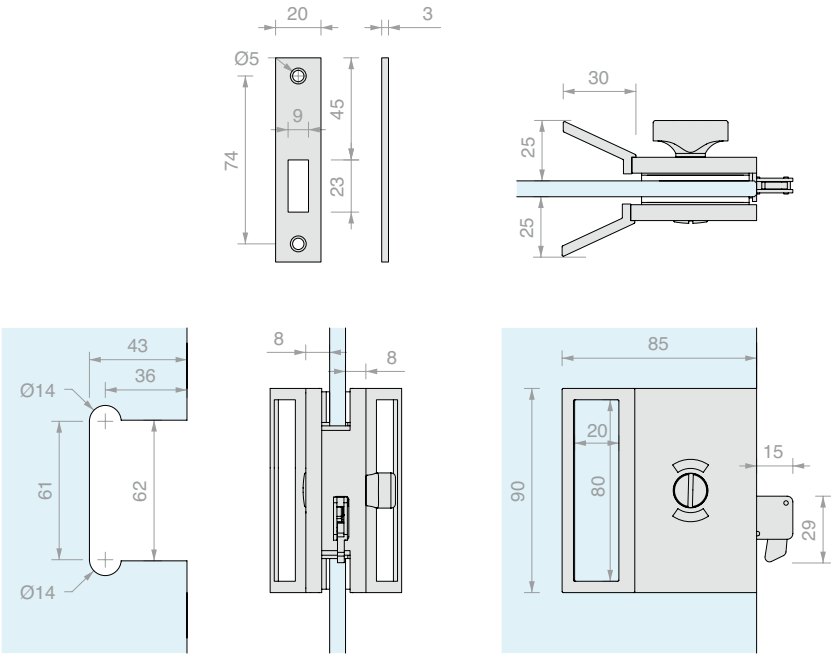

Art.	Para vidrios	Cant.
DQS21	De **8** a **12** mm	1 Ud.

CERRADERO A VIDRIO

Material: Aluminio

Posición derecha, (para posición izquierda montar al revés).

Acabado: /88 /97

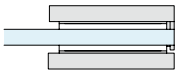

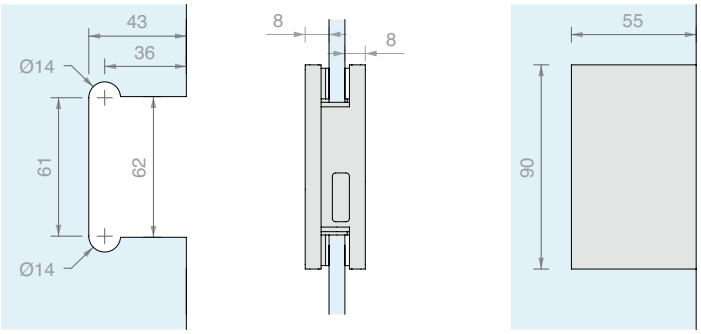

Art.	Para vidrios	Cant.
DQS37	De **8** a **12** mm	1 Ud.

CERRADURA PARA CORREDERAS

Material: Latón

Se suministra con cilindro europeo con 3 llaves

Acabado: /3 /45

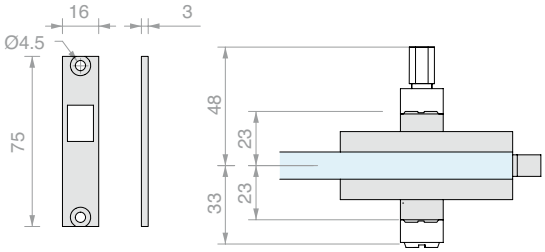

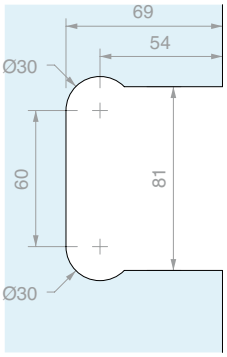

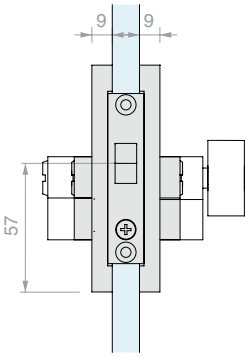

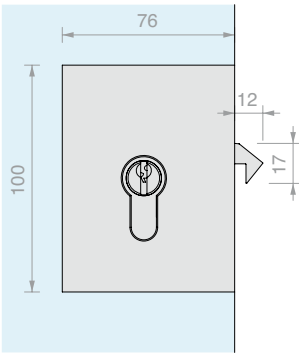

Art.	Para vidrios	Cierre	Llave	Cant.
SERMG10S	De **8** a **12** mm	Cerradura + cerradura	Diferente	1 Ud.
SERMG10SU	De **8** a **12** mm	Cerradura + cerradura	Única	1 Ud.
SERMG10P	De **8** a **12** mm	Pomo + cerradura	Única	1 Ud.

CERRADERO A VIDRIO

Material: Latón

Acabado: /3 /45

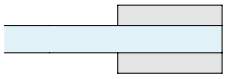

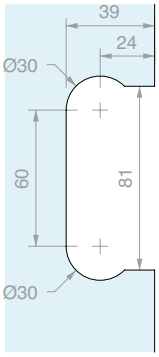

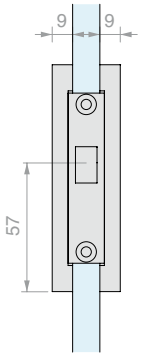

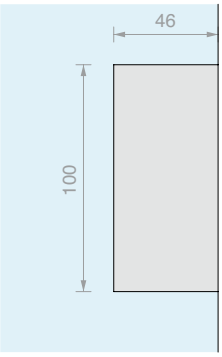

Art.	Para vidrios	Cant.
SERMGC1	De **8** a **12** mm	1 Ud.

CERRADURA PARA CORREDERAS CON MANILLA

Material: Latón

Se suministra con cilindro europeo con 3 llaves

Acabado: /3 /45

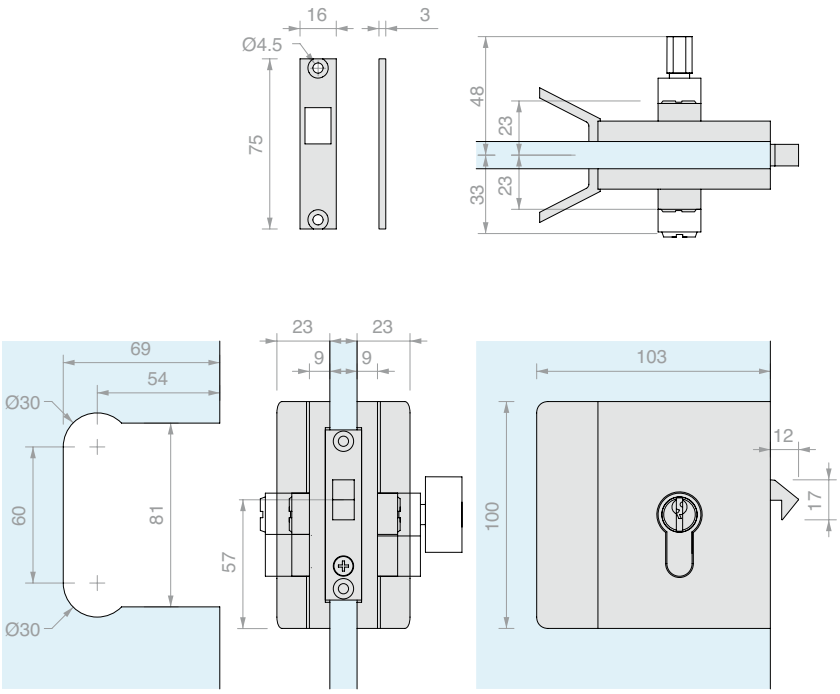

Art.	Para vidrios	Cierre	Llave	Cant.
SERMGM10S	De **8** a **12** mm	Cerradura + cerradura	Diferente	1 Ud.
SERMGM10SU	De **8** a **12** mm	Cerradura + cerradura	Única	1 Ud.
SERMGM10P	De **8** a **12** mm	Pomo + cerradura	Única	1 Ud.

CERRADERO A PARED

Material: Latón

Acabado: /3 /45

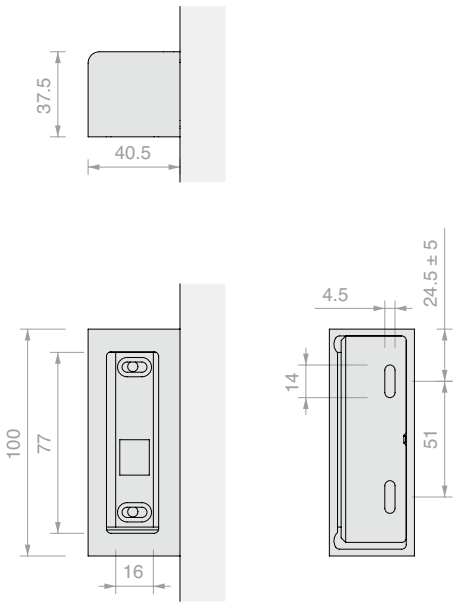

Art.	Cant.
SERMG19	1 Ud.

CERRADERO A VIDRIO

Material: Latón

Acabado: /3 /45

* a esta medida añadir el solapamiento deseado entre los vidrios

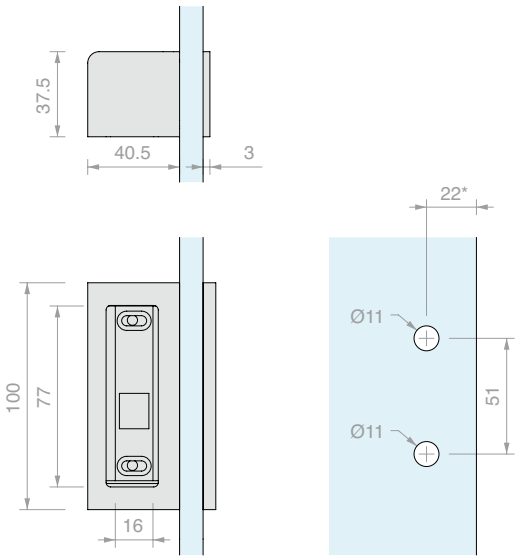

Art.	Para vidrios	Cant.
SERMG12	De **8** a **12** mm	1 Ud.

CIERRE PARA CORREDERAS

Material: Latón

Posición derecha, (para posición izquierda montar al revés).

Con 2 llaves

Acabado: /1 /24 /45

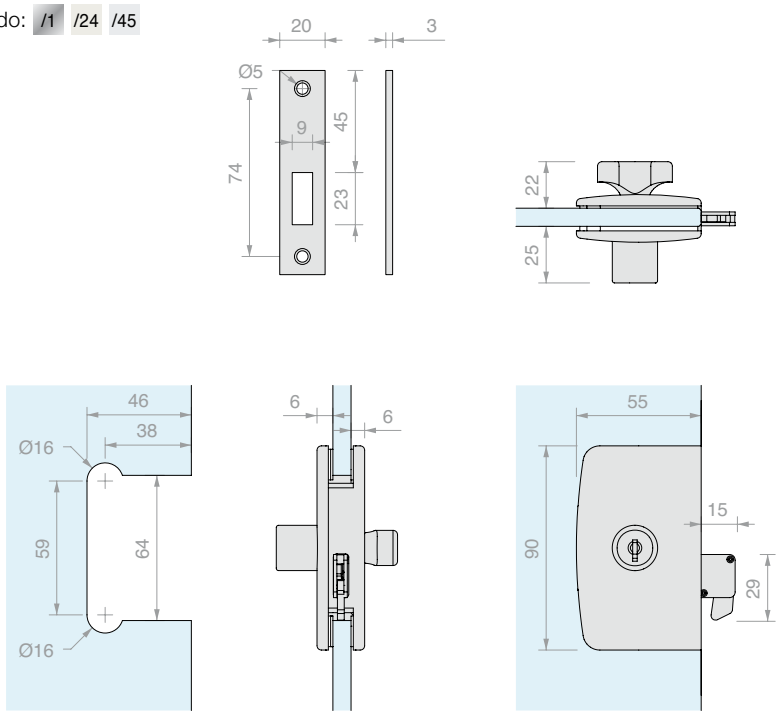

Art.	Para vidrios	Llave	Cant.
CHN28	De **8** a **10** mm	Diferente	1 Ud.

CIERRE PARA CORREDERAS CON MANILLA

Material: Latón

Posición derecha, (para posición izquierda montar al revés).

Con 2 llaves

Acabado: /1 /24 /45

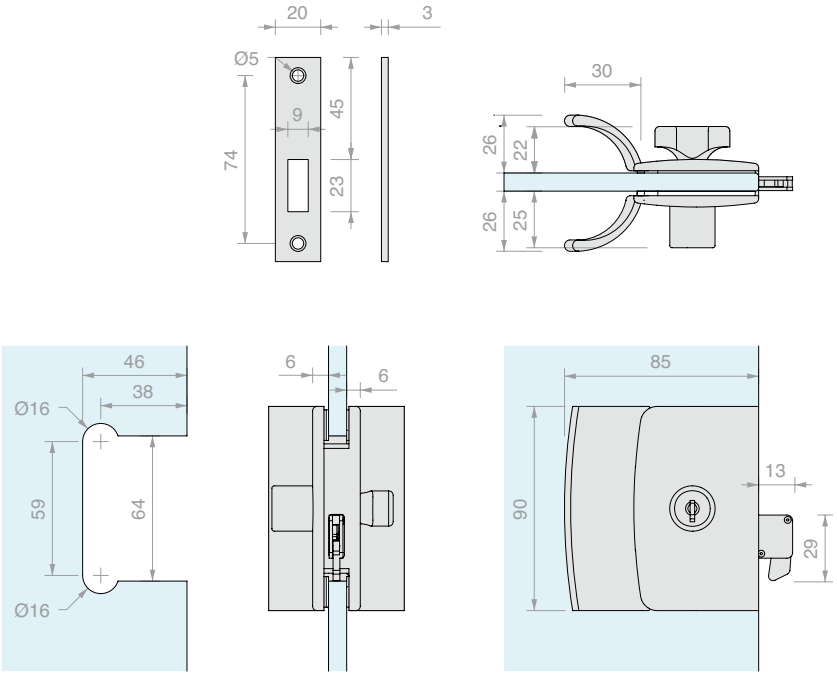

Art.	Para vidrios	Llave	Cant.
CHN31	De **8** a **10** mm	Diferente	1 Ud.

CIERRE PARA CORREDERAS CON POMO DOBLE

Material: Latón

Posición derecha, (para posición izquierda montar al revés).

Acabado: /1 /24 /45

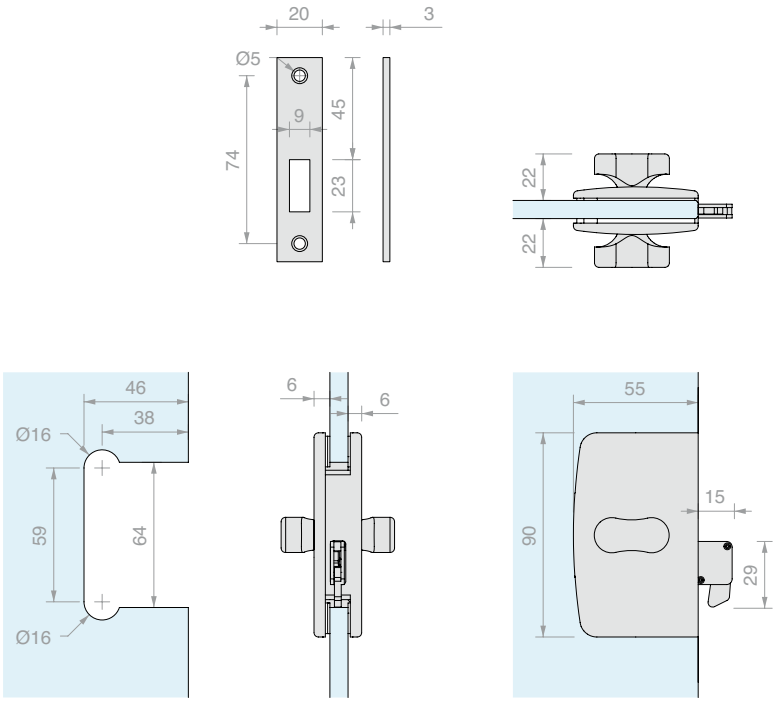

Art.	Para vidrios	Cant.
CLH12	De **8** a **10** mm	1 Ud.

CIERRE PARA CORREDERAS CON POMO DOBLE Y MANILLA

Material: Latón

Posición derecha, (para posición izquierda montar al revés).

Acabado: /1 /24 /45

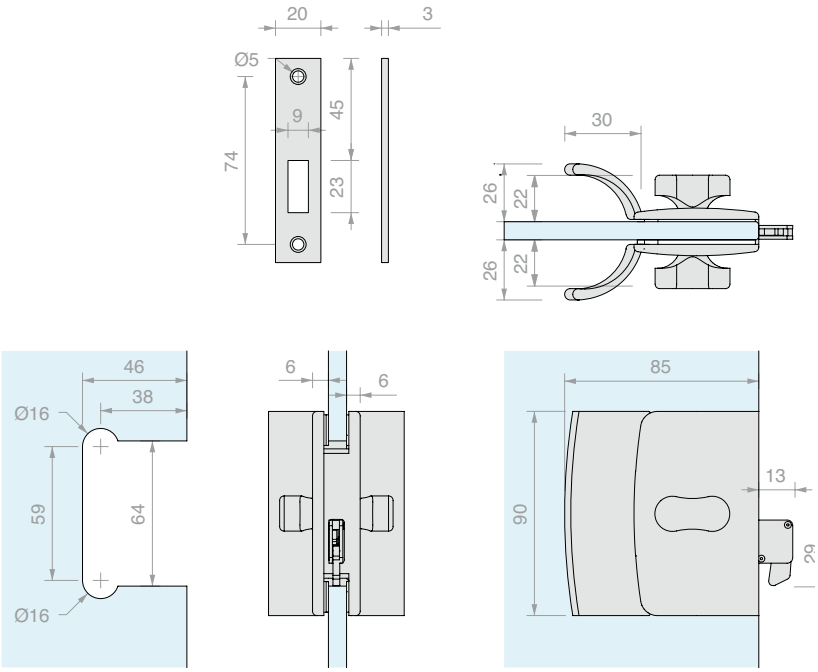

Art.	Para vidrios	Cant.
CLHM14	De **8** a **10** mm	1 Ud.

CIERRE PARA CORREDERAS LIBRE/OCUPADO CON POMO

Material: Latón

Posición derecha, (para posición izquierda montar al revés).

Acabado: /1 /24 /45

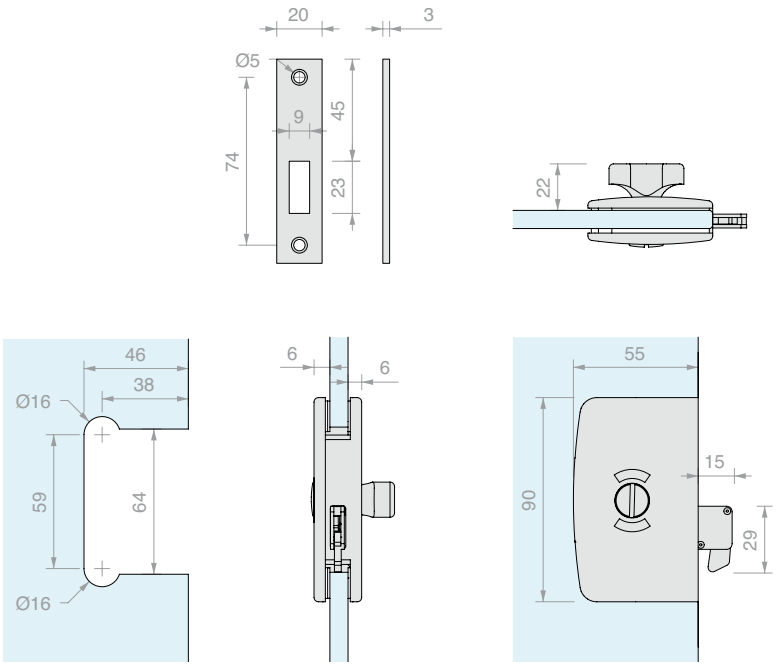

Art.	Para vidrios	Cant.
CLS10	De **8** a **10** mm	1 Ud.

CIERRE PARA CORREDERAS LIBRE/OCUPADO CON POMO Y MANILLA

Material: Latón

Posición derecha, (para posición izquierda montar al revés).

Acabado: /1 /24 /45

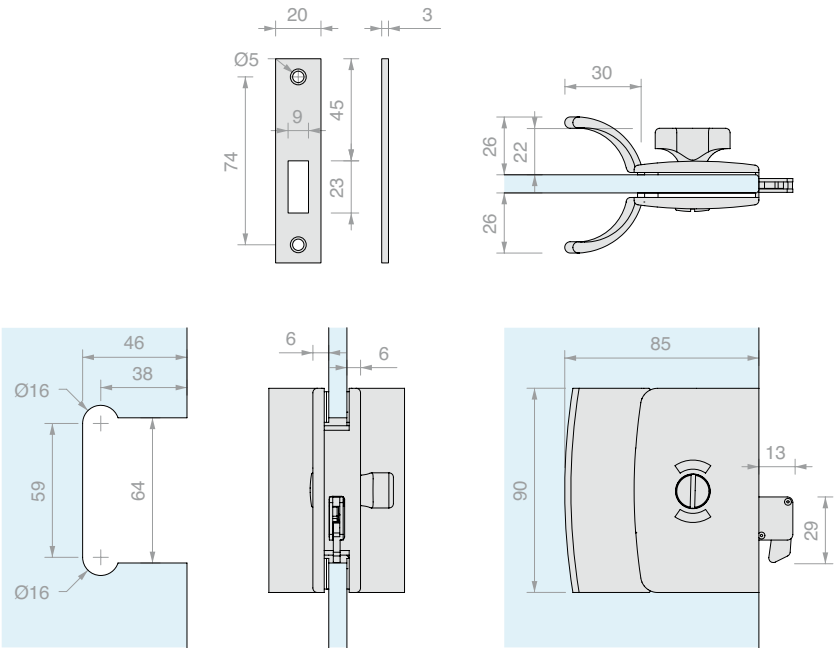

Art.	Para vidrios	Cant.
CLM11	De **8** a **10** mm	1 Ud.

CIERRE PARA CORREDERAS INDIVIDUAL POMO

Material: Latón

Posición derecha, (para posición izquierda montar al revés).

Acabado: /1 /24 /45

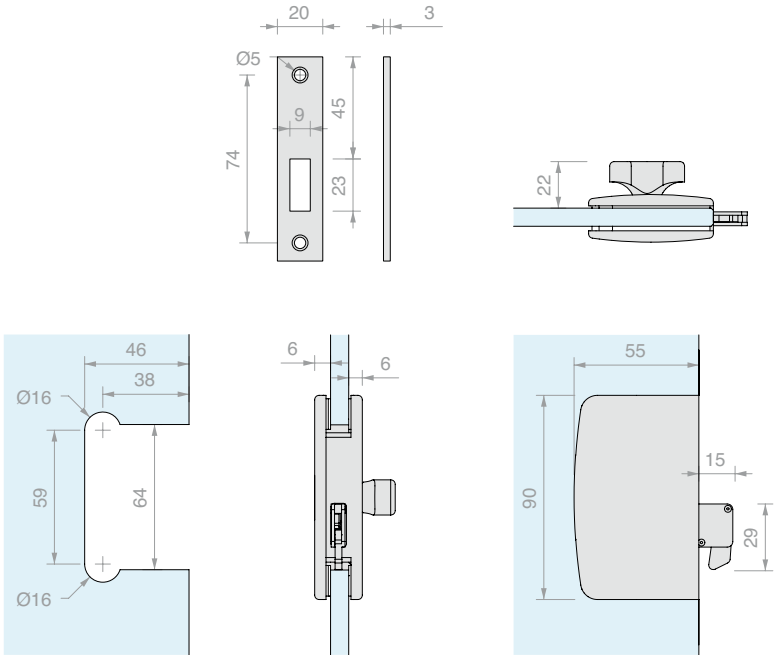

Art.	Para vidrios	Cant.
CLPN	De **8** a **10** mm	1 Ud.

CERRADERO A VIDRIO

Material: Latón

Posición derecha, (para posición izquierda montar al revés).

Acabado: /1 /24 /45

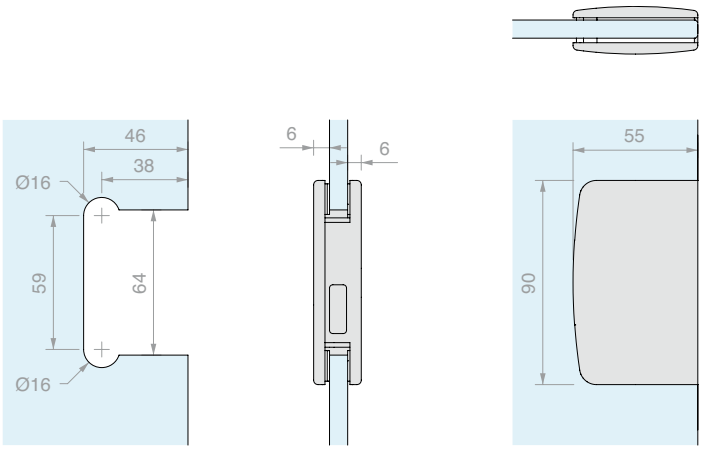

Art.	Para vidrios	Cant.
CL95	De **8** a **10** mm	1 Ud.

JUNTA ADHESIVA PARA BORDE VIDRIO

Material: TPE
Rollo de 10 m
Color: transparente, negro

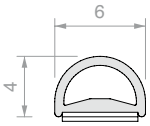

Art.	Color	Cant.
057.3080.001	Negra	1 Ud.
057.3080.002	Transparente	1 Ud.

JUNTA ADHESIVA GLASS BUMPER PARA BORDE VIDRIO

Material: TPE
Rollo de 12 m con cinta adhesiva transparente VHB
de alta adhesión desde -40°C hasta +150°C
Color: gofrada

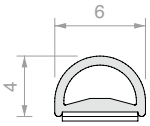

Art.	Para vidrios	Cant.
GSB12	De **8** a **13.5** mm	1 Ud.

TOALLITA DESENGRASANTE

Toallita desechable empapada con alcohol isopropílico

Art.	Cant.
GSLSVL	1 Ud.




PLANTILLA DE MONTAJE GSB12

Plantilla de plástico que permite la colocación en el centro del canto, a lo largo de toda la longitud.
Material: Plástico

Art.	Cant.
GSB831	1 Ud.

JUNTA ADHESIVA GLASS LIP SLIDE CON CUBREFUGA RECORTABLE

Material: TPE
Con cinta adhesiva transparente VHB de alta adhesión desde -40°C hasta +150°C
Color: gofrada

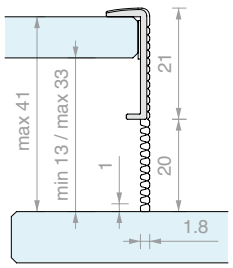

Art.	L	Para vidrios	Cant.
GSLS217	**3000** mm	De **8** a **13.5** mm	1 Ud.

SISTEMAS DE ACERO PARA PUERTAS CORREDERAS

HOJAS DE VIDRIO
6-12.7 mm

GIUMAX 2000
Pág. 329

GIUMAX 3000
Pág. 341

GIUMAX 3200
Pág. 349

HOJAS DE VIDRIO
12-17.5 mm

GIUMAX 8500
Pág. 359

GIUMAX 6500
Pág. 369

HOJAS CON MARCO
DE MADERA
≥ 30 mm

GIUMAX 3500
Pág. 379

GIUMAX

Los sistemas correderos de la serie GIUMAX se distinguen por sus ruedas de deslizamiento a la vista sobre rieles portantes. De acero inoxidable AISI 304, los sistemas se reconocen por su aspecto elegante, fiabilidad y durabilidad extraordinaria.

La gama ofrece 6 modelos para satisfacer todas las exigencias de decoración y montaje.
Elige la solución más adecuada para tu proyecto:

GIUMAX 2000

GIUMAX 3000

GIUMAX 3200

	GIUMAX 2000	GIUMAX 3000	GIUMAX 3200
Panel Espesor (mm)	Vidrio 10-12	Vidrio 8-10.7	Vidrio 6-12.7
Carro			
Riel			
Instalación	Pared Vidrio Techo	Pared Vidrio	Pared Vidrio Techo
Carga MÁX. (kg)	100	80	80

ACABADO
Sistema GIUMAX
/8

Elementos principales de acero satinado
Otros acabados bajo pedido

GIUMAX 8500

GIUMAX 6500

GIUMAX 3500

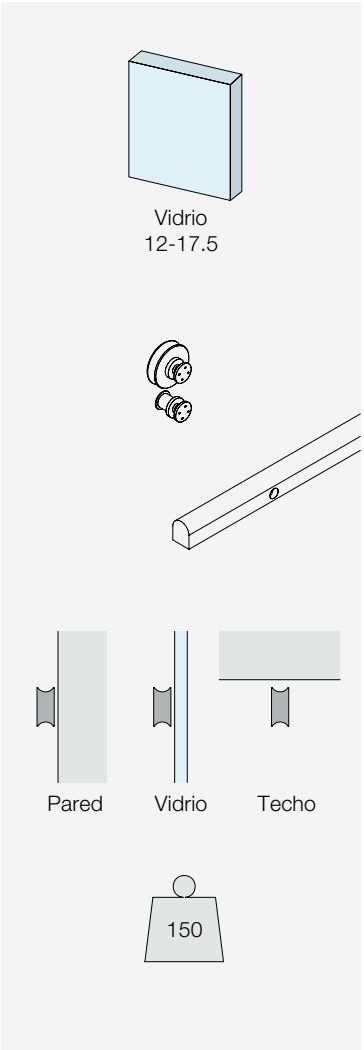

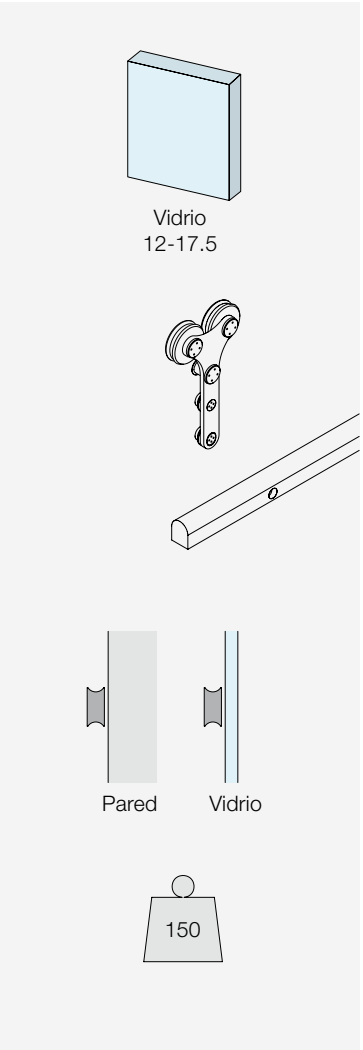

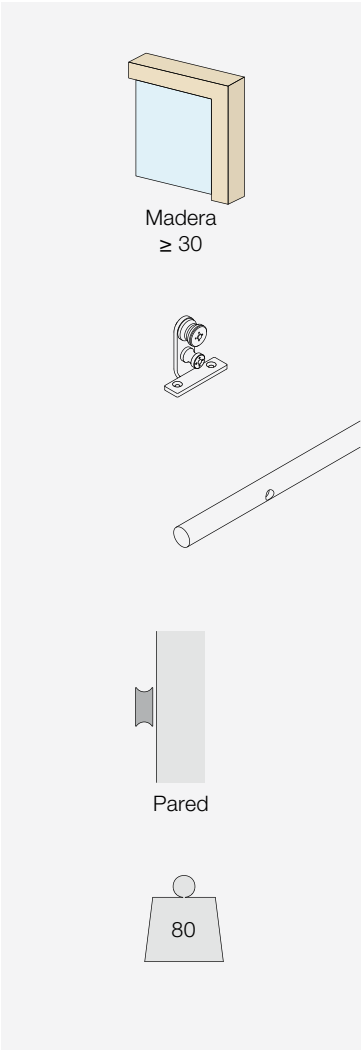

GIUMAX 2000

Sistema corredero de acero inoxidable AISI 304, con un riel portante, sección redonda, carros a vista y accesorios de fijación.

El carro consta de un estribo portante de conexión, una rueda de deslizamiento superior y dos tapas para fijar la hoja. La pareja de carros permite deslizar una hoja con un espesor entre 10 y 12 mm y un peso considerable, hasta 100 kg.

La tecnología del carro permite regular la altura de las tapas para facilitar el ajuste de la posición de la hoja.

Los elementos de fijación permiten montar el riel de manera personalizada en función del tipo de instalación: a pared, a pared de vidrio o de techo.

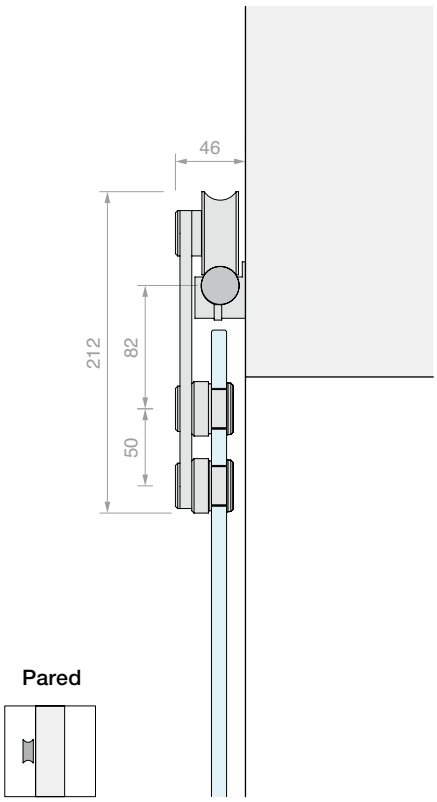

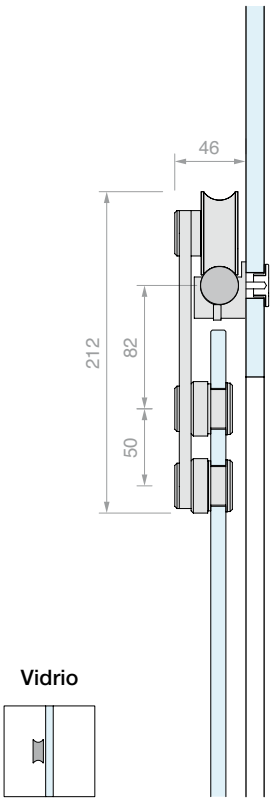

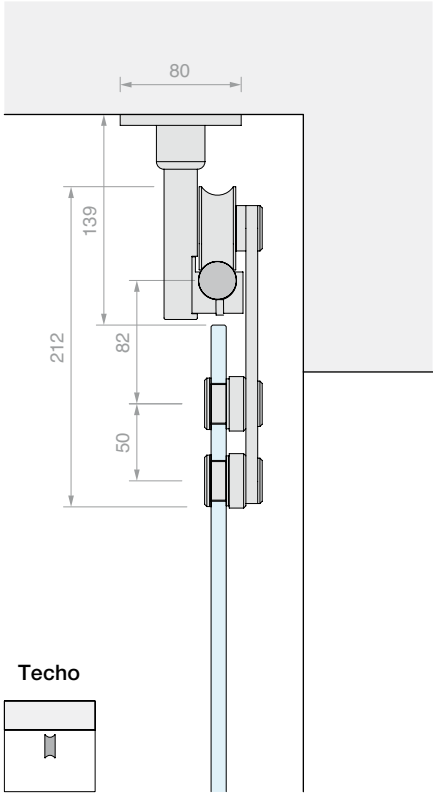

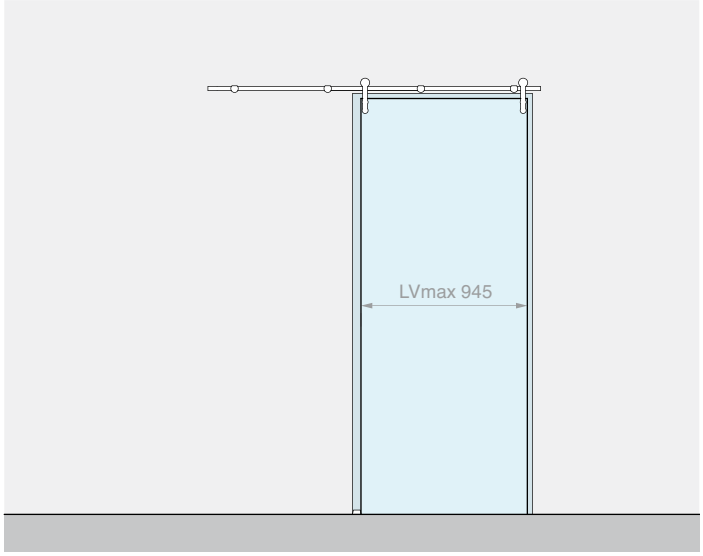

Kit formado por: Acabado: /8

Art.	Descripción	Cant.
GLM2500	Kit N°2 carros	1 Ud.
GLMCAV2	Riel tubular L=2000 mm	1 Ud.
GLM33M5	Fijación a pared	4 Uds.
GLMBLCDX	Tope final de carrera derecho	1 Ud.
GLMBLCSX	Tope final de carrera izquierdo	1 Ud.
057.3030.071	Guía inferior regulable	1 Ud.
Opcional		
UT300	Llave de compás	1 Ud.

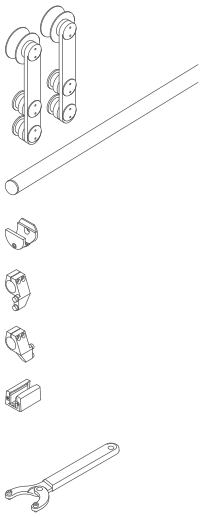

Art.	Descripción	Para vidrios	Pmax	Cant.
GLM20002MUR	Kit corredera con fijación a pared	De **10** a **12** mm	**100** kg	1 Ud.

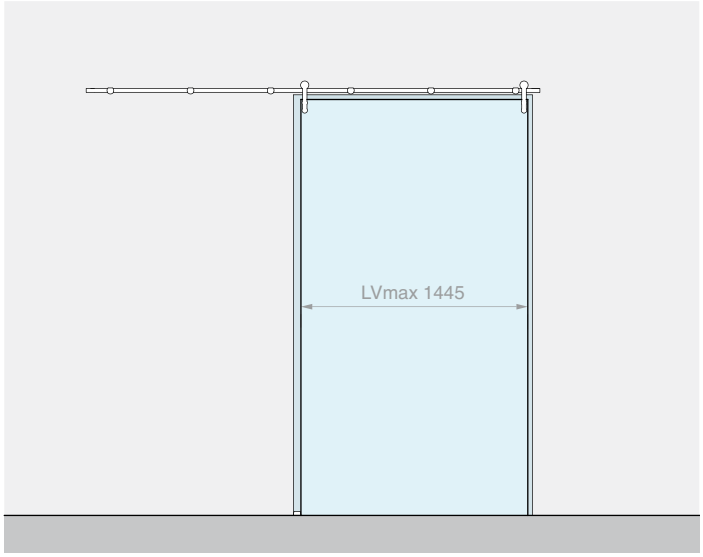

Kit formado por: Acabado: /8

Art.	Descripción	Cant.
GLM2500	Kit N°2 carros	1 Ud.
GLMCAV3	Riel tubular L=3000 mm	1 Ud.
GLM33M5	Fijación a pared	6 Uds.
GLMBLCDX	Tope final de carrera derecho	1 Ud.
GLMBLCSX	Tope final de carrera izquierdo	1 Ud.
057.3030.071	Guía inferior regulable	1 Ud.
Opcional		
UT300	Llave de compás	1 Ud.

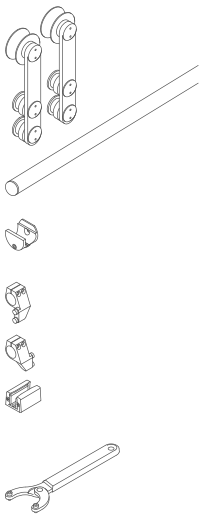

Art.	Descripción	Para vidrios	Pmax	Cant.
GLM20003MUR	Kit corredera con fijación a pared	De **10** a **12** mm	**100** kg	1 Ud.

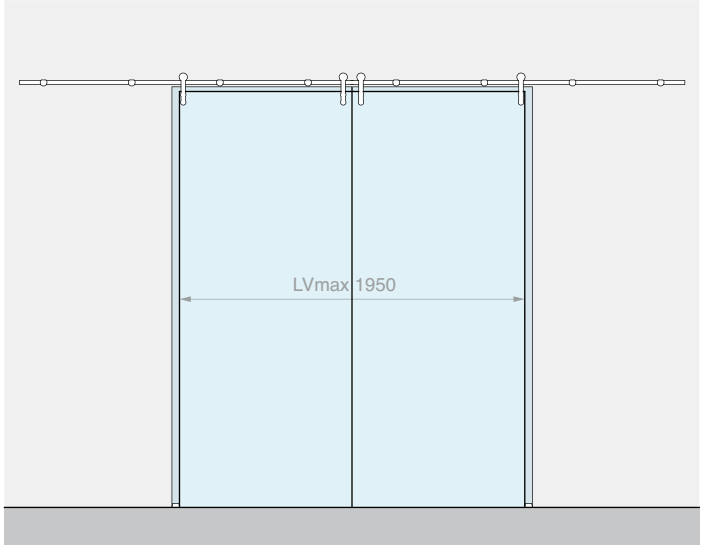

Kit formado por: Acabado: /8

Art.	Descripción	Cant.
GLM2500	Kit N°2 carros	2 Uds.
GLMCAV4	Riel tubular L=4000 mm	1 Ud.
GLM33M5	Fijación a pared	8 Uds.
GLMBLCDX	Tope final de carrera derecho	2 Uds.
GLMBLCSX	Tope final de carrera izquierdo	2 Uds.
057.3030.071	Guía inferior regulable	2 Uds.
Opcional		
UT300	Llave de compás	1 Ud.

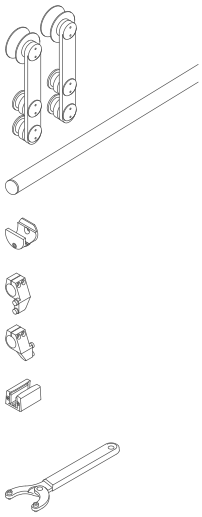

Art.	Descripción	Para vidrios	Pmax	Cant.
GLM20004MUR	Kit corredera con fijación a pared para 2 hojas	De **10** a **12** mm	**100** + **100** kg	1 Ud.

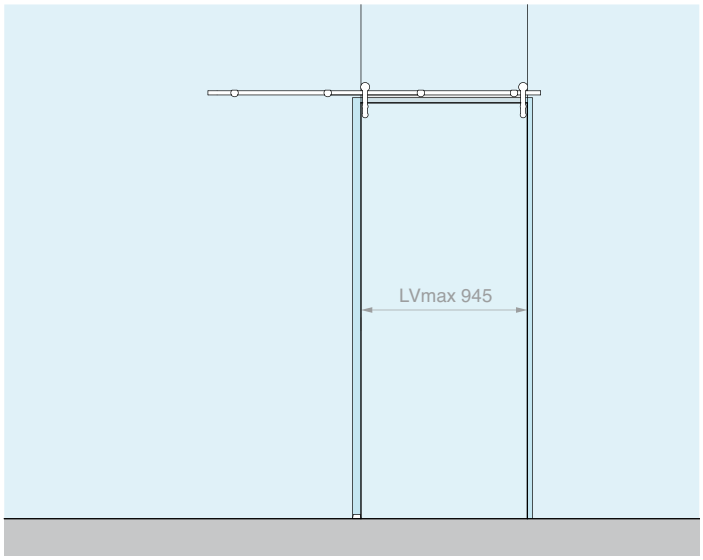

Kit formado por: Acabado: /8

Art.	Descripción	Cant.
GLM2500	Kit N°2 carros	1 Ud.
GLMCAV2	Riel tubular L=2000 mm	1 Ud.
GLM33VT	Fijación a vidrio	4 Uds.
GLMBLCDX	Tope final de carrera derecho	1 Ud.
GLMBLCSX	Tope final de carrera izquierdo	1 Ud.
057.3030.071	Guía inferior regulable	1 Ud.
Opcional		
UT300	Llave de compás	1 Ud.

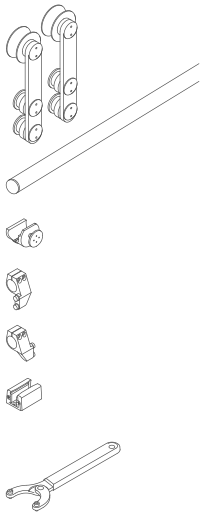

Art.	Descripción	Para vidrios	Pmax	Cant.
GLM20002VET	Kit corredera con fijación a vidrio	De **10** a **12** mm	**100** kg	1 Ud.

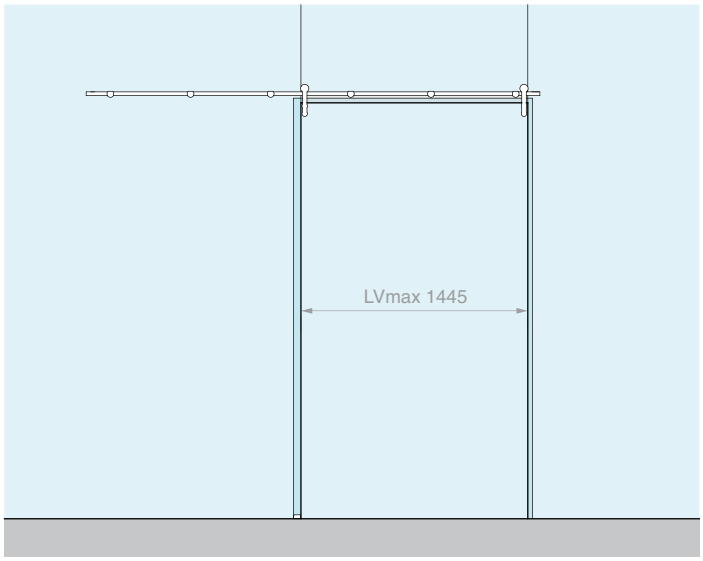

Kit formado por: Acabado: /8

Art.	Descripción	Cant.
GLM2500	Kit N°2 carros	1 Ud.
GLMCAV3	Riel tubular L=3000 mm	1 Ud.
GLM33VT	Fijación a vidrio	6 Uds.
GLMBLCDX	Tope final de carrera derecho	1 Ud.
GLMBLCSX	Tope final de carrera izquierdo	1 Ud.
057.3030.071	Guía inferior regulable	1 Ud.
Opcional		
UT300	Llave de compás	1 Ud.

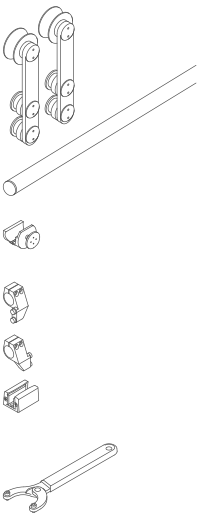

Art.	Descripción	Para vidrios	Pmax	Cant.
GLM20003VET	Kit corredera con fijación a vidrio	De **10** a **12** mm	**100** kg	1 Ud.

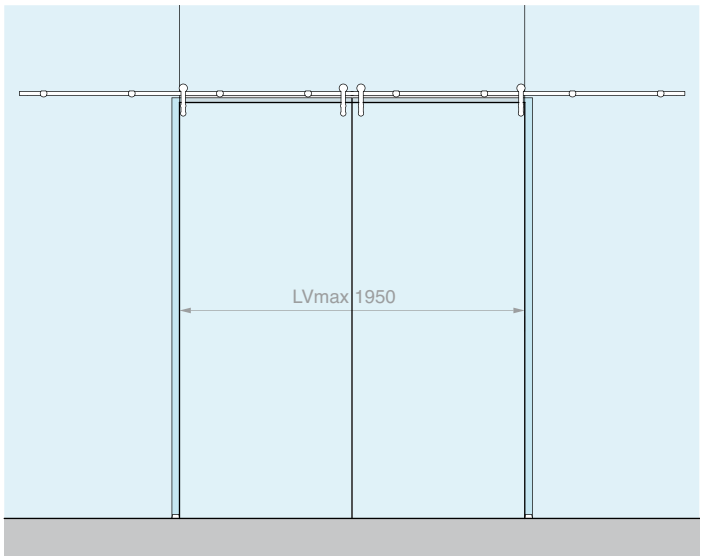

Kit formado por: Acabado: /8

Art.	Descripción	Cant.
GLM2500	Kit N°2 carros	2 Uds.
GLMCAV4	Riel tubular L=4000 mm	1 Ud.
GLM33VT	Fijación a vidrio	8 Uds.
GLMBLCDX	Tope final de carrera derecho	2 Uds.
GLMBLCSX	Tope final de carrera izquierdo	2 Uds.
057.3030.071	Guía inferior regulable	2 Uds.
Opcional		
UT300	Llave de compás	1 Ud.

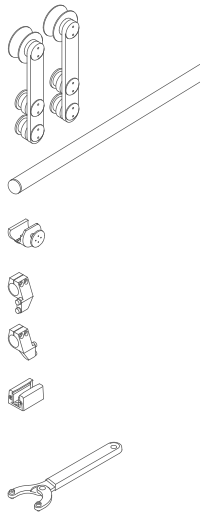

Art.	Descripción	Para vidrios	Pmax	Cant.
GLM20004VET	Kit corredera con fijación a vidrio para 2 hojas	De **10** a **12** mm	**100** + **100** kg	1 Ud.

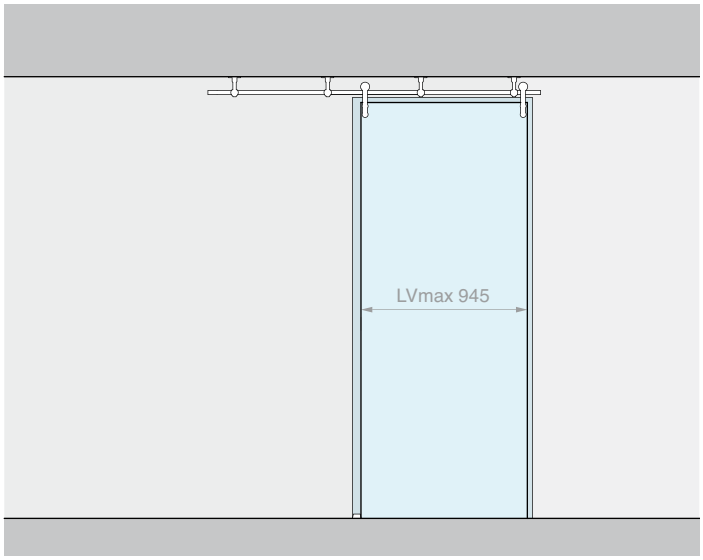

Kit formado por: Acabado: /8

Art.	Descripción	Cant.
GLM2500	Kit N°2 carros	1 Ud.
GLMCAV2	Riel tubular L=2000 mm	1 Ud.
GLM2106	Fijación de techo	4 Uds.
GLMBLCDX	Tope final de carrera derecho	1 Ud.
GLMBLCSX	Tope final de carrera izquierdo	1 Ud.
057.3030.071	Guía inferior regulable	1 Ud.

Opcional

UT300	Llave de compás	1 Ud.

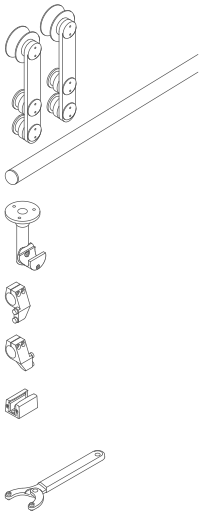

Art.	Descripción	Para vidrios	Pmax	Cant.
GLM20002SOF	Kit corredera con fijación de techo	De **10** a **12** mm	**100** kg	1 Ud.

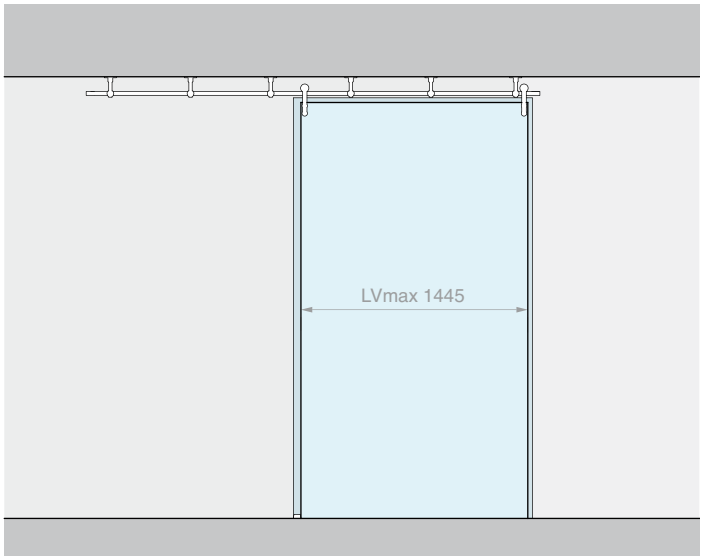

Kit formado por: Acabado: /8

Art.	Descripción	Cant.
GLM2500	Kit N°2 carros	1 Ud.
GLMCAV3	Riel tubular L=3000 mm	1 Ud.
GLM2106	Fijación de techo	6 Uds.
GLMBLCDX	Tope final de carrera derecho	1 Ud.
GLMBLCSX	Tope final de carrera izquierdo	1 Ud.
057.3030.071	Guía inferior regulable	1 Ud.

Opcional

UT300	Llave de compás	1 Ud.

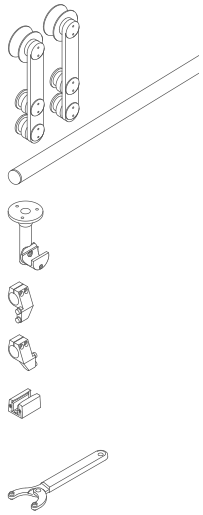

Art.	Descripción	Para vidrios	Pmax	Cant.
GLM20003SOF	Kit corredera con fijación de techo	De **10** a **12** mm	**100** kg	1 Ud.

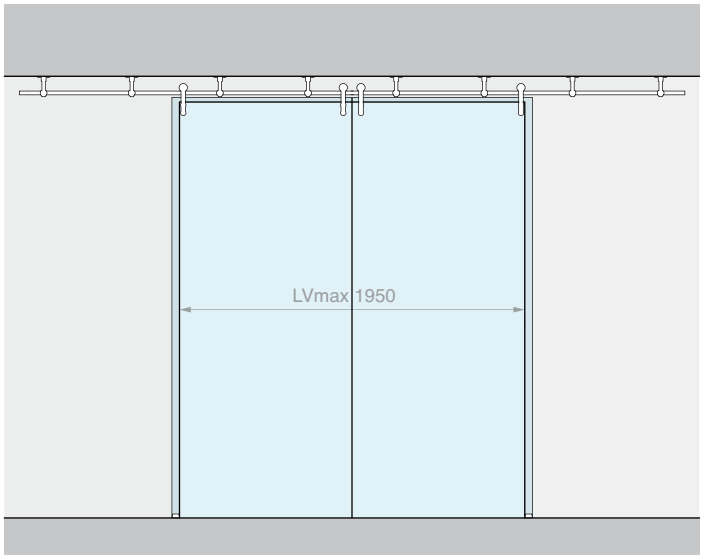

Kit formado por: Acabado: /8

Art.	Descripción	Cant.
GLM2500	Kit N°2 carros	2 Uds.
GLMCAV4	Riel tubular L=4000 mm	1 Ud.
GLM2106	Fijación de techo	8 Uds.
GLMBLCDX	Tope final de carrera derecho	2 Uds.
GLMBLCSX	Tope final de carrera izquierdo	2 Uds.
057.3030.071	Guía inferior regulable	2 Uds.

Opcional

UT300	Llave de compás	1 Ud.

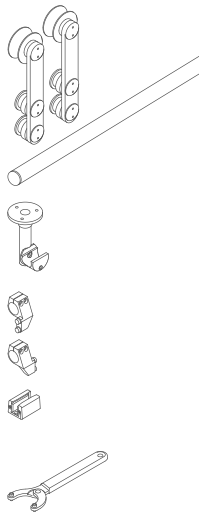

Art.	Descripción	Para vidrios	Pmax	Cant.
GLM20004SOF	Kit corredera con fijación de techo para 2 hojas	De **10** a **12** mm	**100** + **100** kg	1 Ud.

CARRO

Material: acero inox AISI 304

Orificios aconsejados Ø27 mm

Herramienta aconsejada para el apriete Art. UT300

Acabado: /8

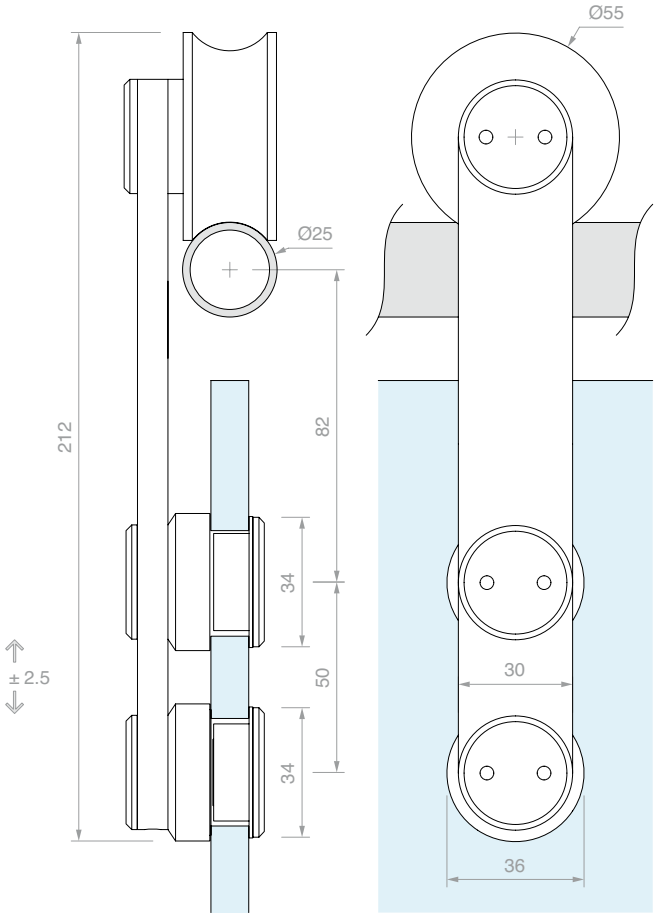

Art.	Descripción	Para vidrios	Cant.
GLM2550	Carro individual	De **10** a **12** mm	1 Ud.
GLM2500	Kit N°2 carros	De **10** a **12** mm	1 Ud.

RIEL TUBULAR CON TAPAS

Material: acero inox AISI 304

Acabado: /8

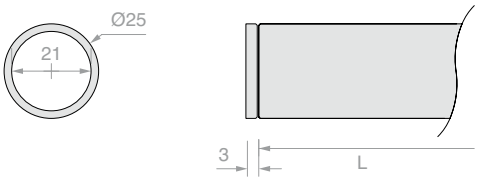

Art.	L	Cant.
GLMCAV2	**2000** mm	1 Ud.
GLMCAV3	**3000** mm	1 Ud.
GLMCAV4	**4000** mm	1 Ud.

FIJACIÓN A PARED

Material: acero inox AISI 304

Acabado: /9

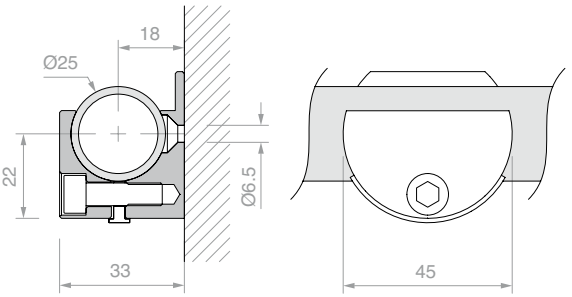

Art.	Cant.
GLM33M5	1 Ud.

FIJACIÓN A VIDRIO

Material: acero inox AISI 304

Orificio aconsejado Ø17 mm

Herramienta aconsejada para el apriete Art. UT200

Acabado: /9

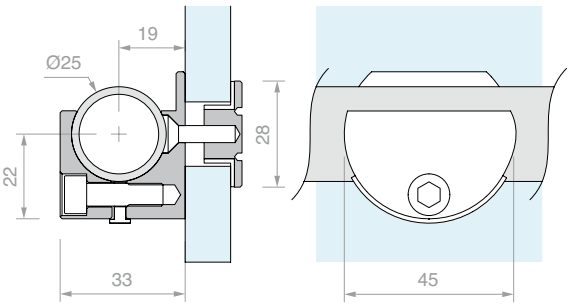

Art.	Para vidrios	Cant.
GLM33VT	De **10** a **12** mm	1 Ud.

FIJACIÓN DE TECHO

Material: acero inox AISI 304

Acabado: /9

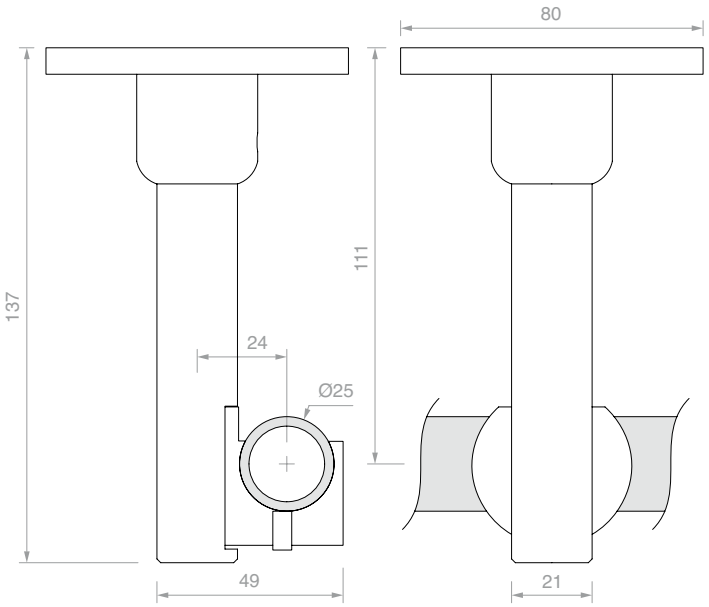

Art.	Cant.
GLM2106	1 Ud.

FIJACIÓN A PARED LATERAL

Material: acero inox AISI 304

Acabado: /8

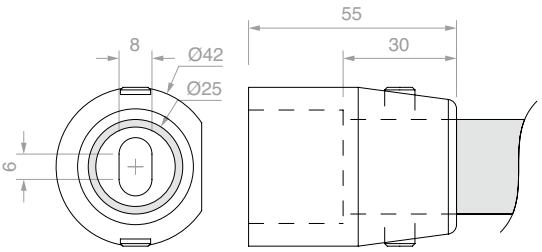

Art.	Cant.
GLM8300A	1 Ud.

TOPE FINAL DE CARRERA IZQUIERDO CON STOP DE GOMA

Material: acero inox AISI 304

Acabado: /8

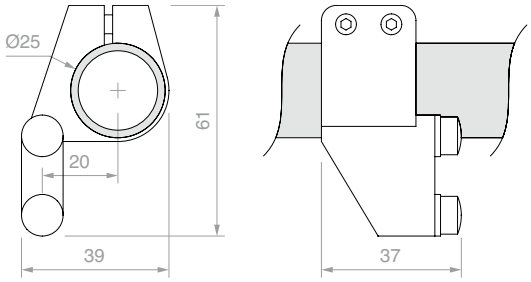

Art.	Cant.
GLMBLCSX	1 Ud.

TOPE FINAL DE CARRERA DERECHO CON STOP DE GOMA

Material: acero inox AISI 304

Acabado: /8

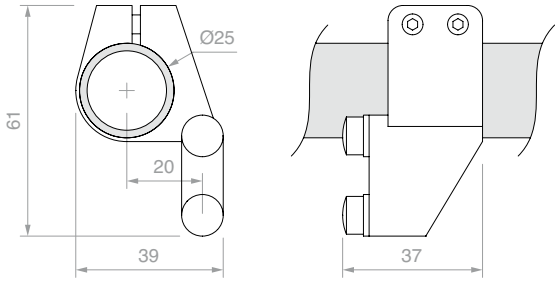

Art.	Cant.
GLMBLCDX	1 Ud.

TOPE FINAL DE CARRERA AMORTIGUADO

Material: acero inox AISI 304

Acabado: /8

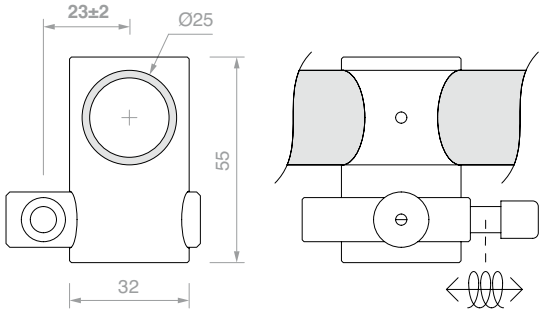

Art.	Cant.
GLMMOLL	1 Ud.

TOPE FINAL DE CARRERA UNIVERSAL

Material: acero inox AISI 304

Acabado: /8

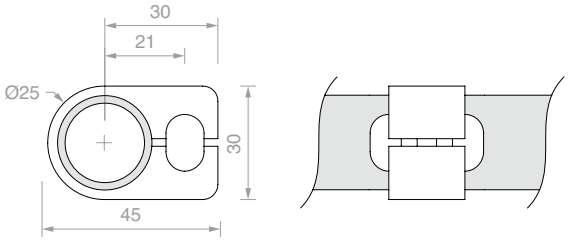

Art.	Cant.
GLMBLC01	1 Ud.

GUÍA INFERIOR REGULABLE

Material: aluminio

Acabado: /88 /91 /97 /R2

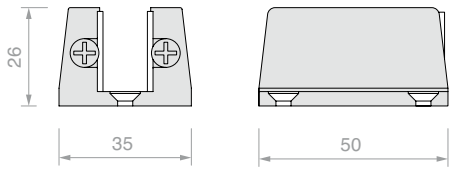

Art.	Para vidrios	Cant.
057.3030.071	De **6** a **12.7** mm	1 Ud.

TOPE DE PUERTA EN SUELO IZQUIERDO

Material: acero inox AISI 304

Acabado: /8

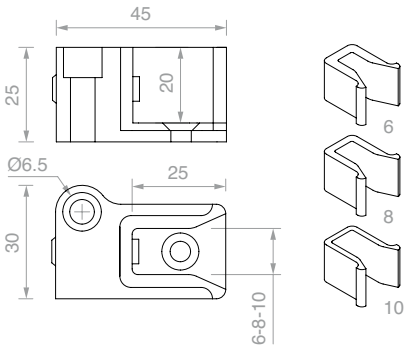

Art.	Para vidrios	Cant.
STPSX	De **6** a **10** mm	1 Ud.

TOPE DE PUERTA EN SUELO DERECHO

Material: acero inox AISI 304

Acabado: /8

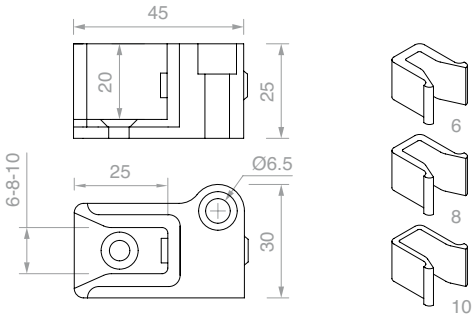

Art.	Para vidrios	Cant.
STPDX	De **6** a **10** mm	1 Ud.

LLAVE DE COMPÁS

Material: cuerpo de hierro y pernos de acero

Con la abertura de compás se puede trabajar con radios amplios, para pareja de orificios con entre eje variable de 9 mm a 55 mm

Art.	Descripción	Cant.
UT300	Llave de compás con pernos Ø2.9 mm	1 Ud.
UTC300R	N°2 pernos de recambio Ø2.9 mm	1 Ud.

FIJACIÓN DEL RIEL

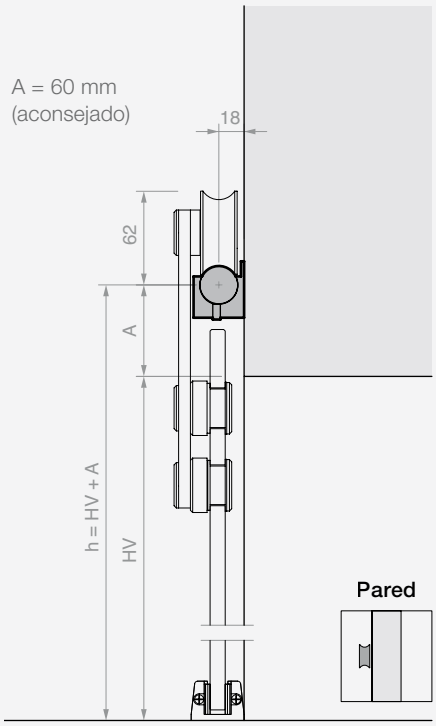

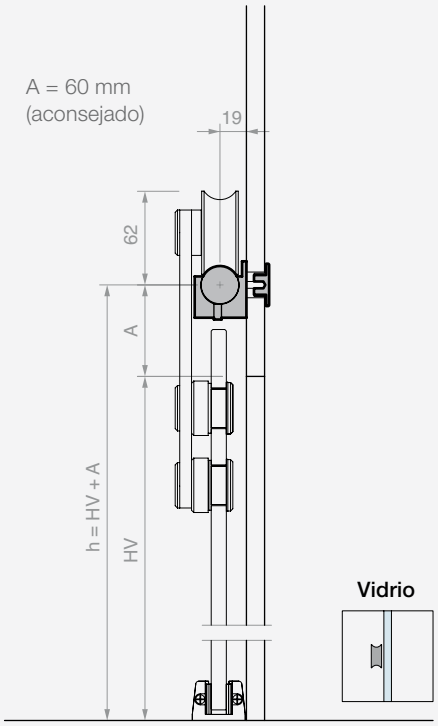

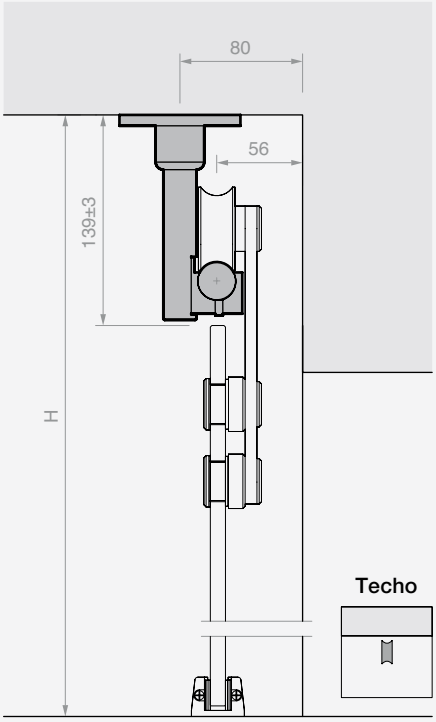

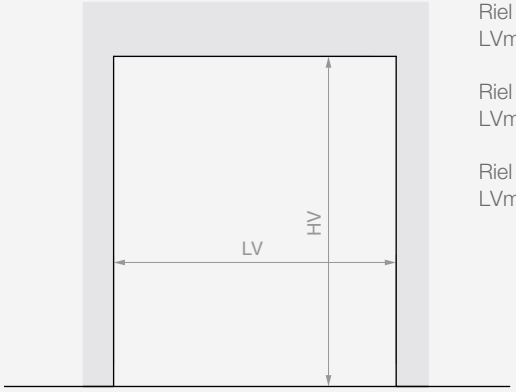

Riel L=2000 mm
LVmax 945 mm

Riel L=3000 mm
LVmax 1445 mm

Riel L=4000 mm
LVmax 1950 mm

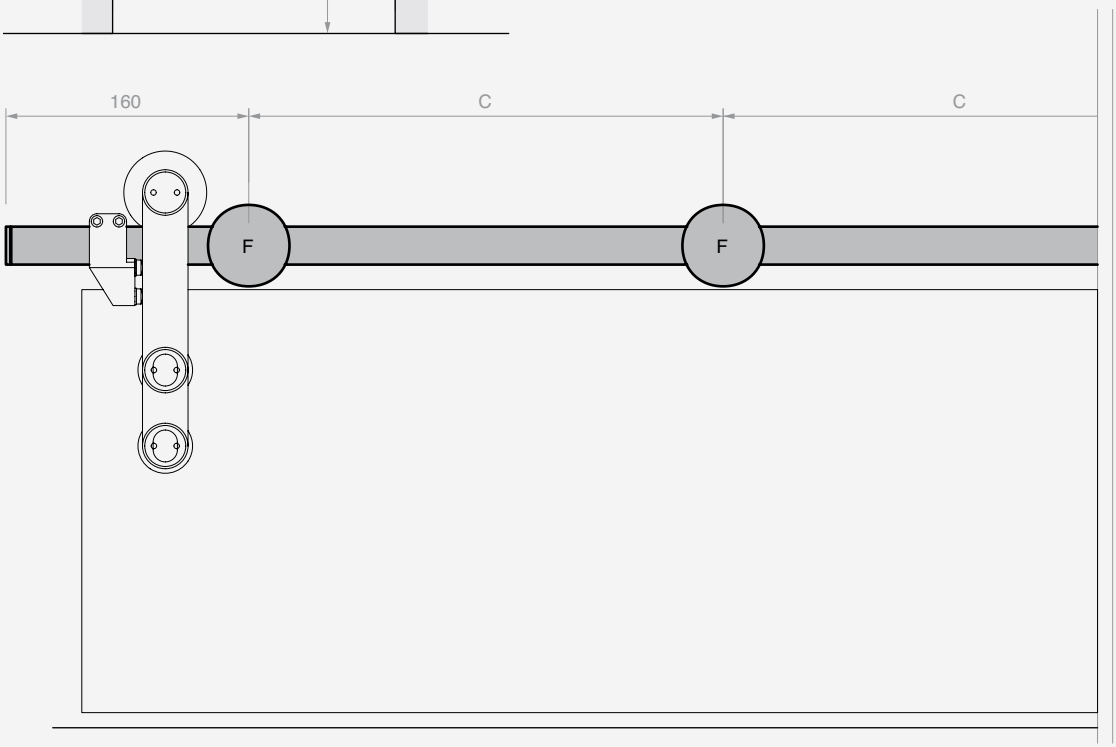

Riel L=2000 mm
4 (aconsejado) fijaciones (F)
C (aconsejado) = 560 mm

Riel L=3000 mm
6 (aconsejado) fijaciones (F)
C (aconsejado) = 540 mm

Riel L=4000 mm
8 (aconsejado) fijaciones (F)
C (aconsejado) = 530 mm

CÁLCULO DE DIMENSIONES Y TALADRADO DE PANELES DE VIDRIO

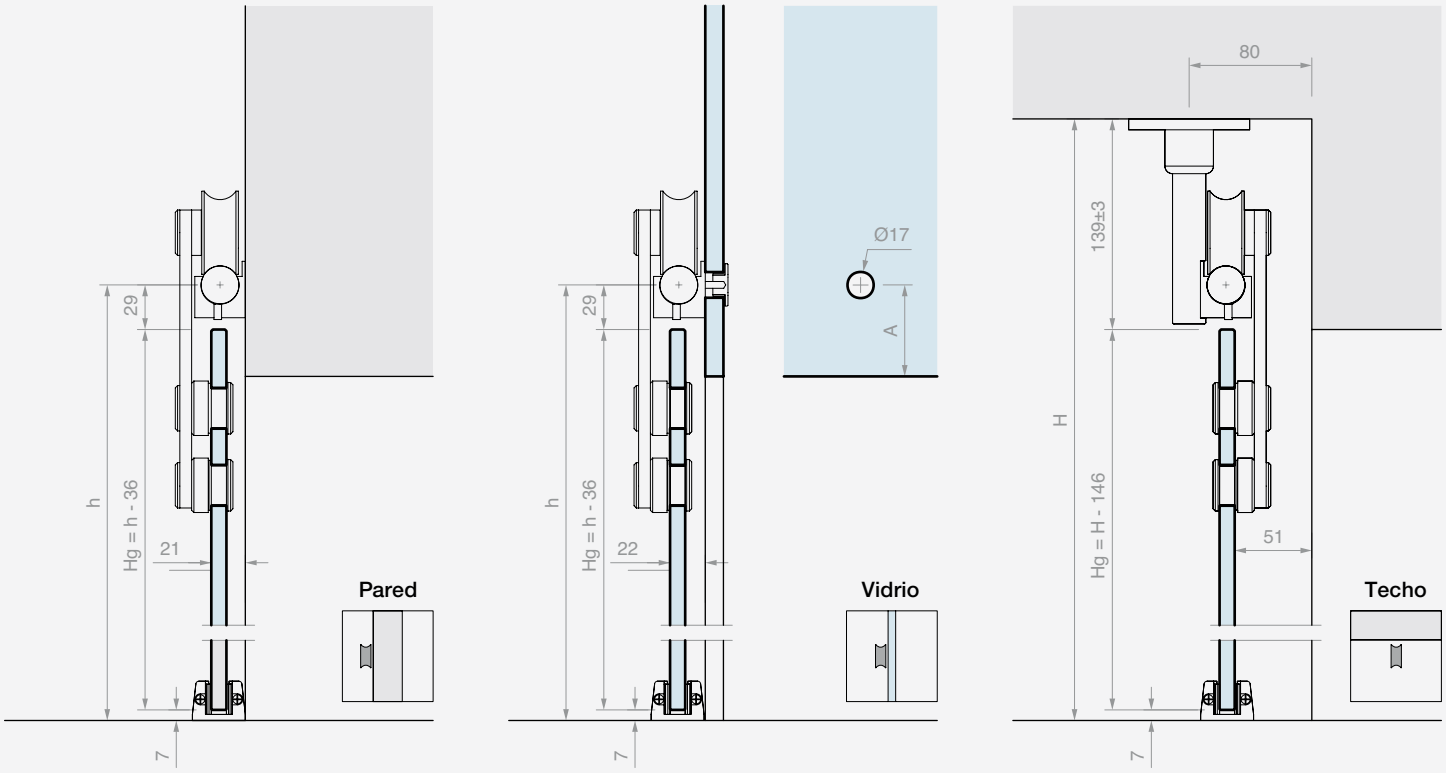

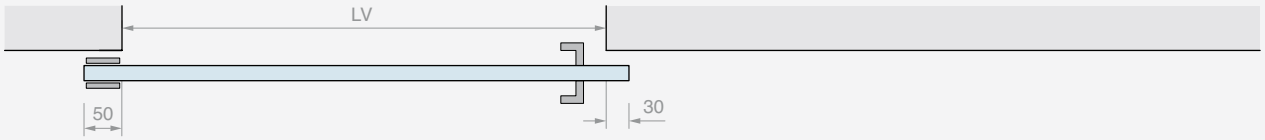

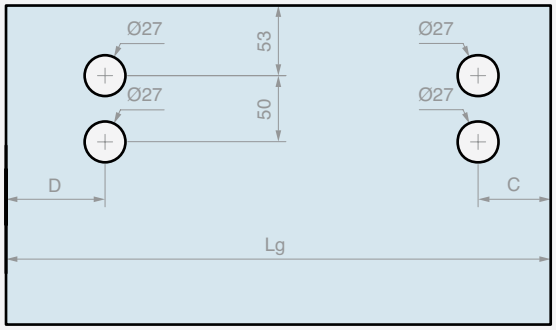

Lg = LV + 80
C ≥ 55 mm
D ≥ 75 mm

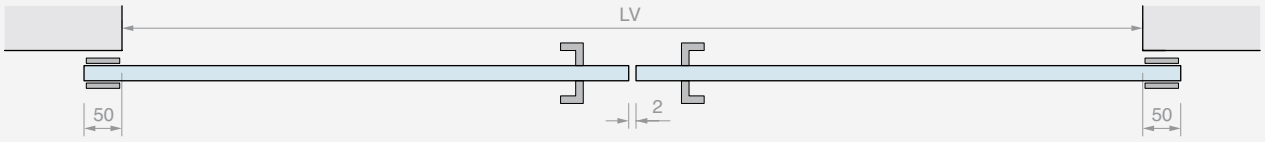

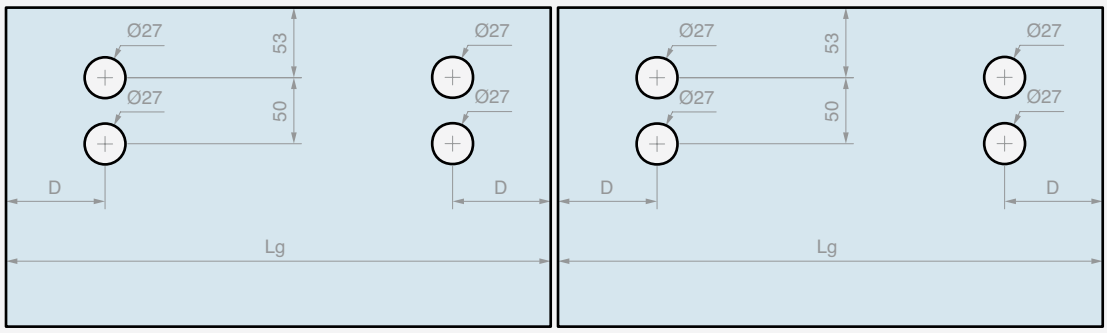

Lg = (LV + 98) / 2
D ≥ 75 mm

GIUMAX 3000

Sistema corredero de acero inoxidable AISI 304, con un riel portante macizo sección redonda, carros a vista y accesorios de fijación.

Carro con estribo portante de conexión, rodillo de deslizamiento superior, perno anti descarrilamiento y dos tapas para fijar la hoja. La pareja de carros permite deslizar una hoja con un espesor entre 8 y 10.7 mm y un peso de hasta 80 kg.

La tecnología del carro permite regular la altura del rodillo y de las tapas para facilitar el ajuste de la posición de la hoja.

Los elementos de fijación permiten efectuar el montaje frontal del riel en función del tipo de instalación: a pared o a pared de vidrio.

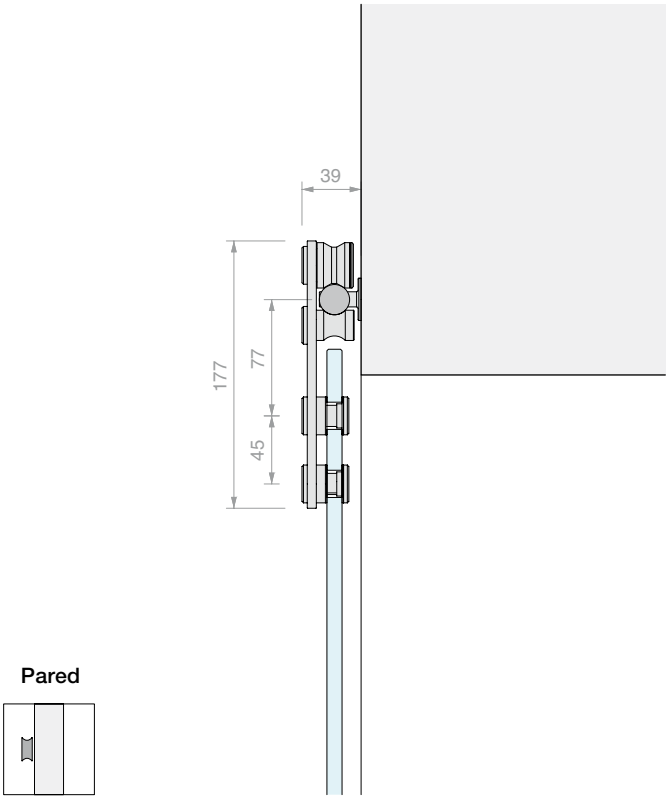

Pared

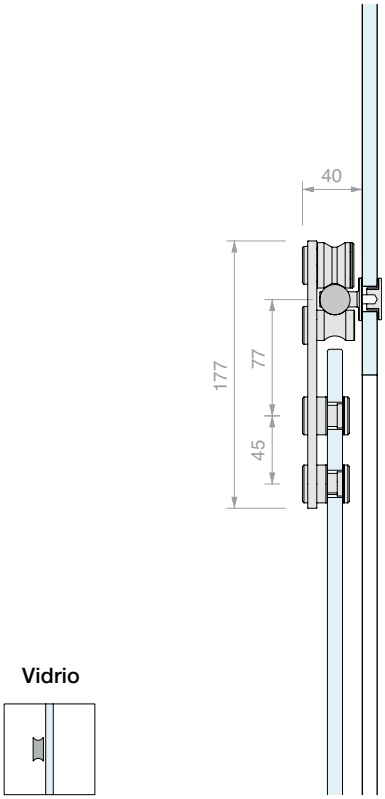

Vidrio

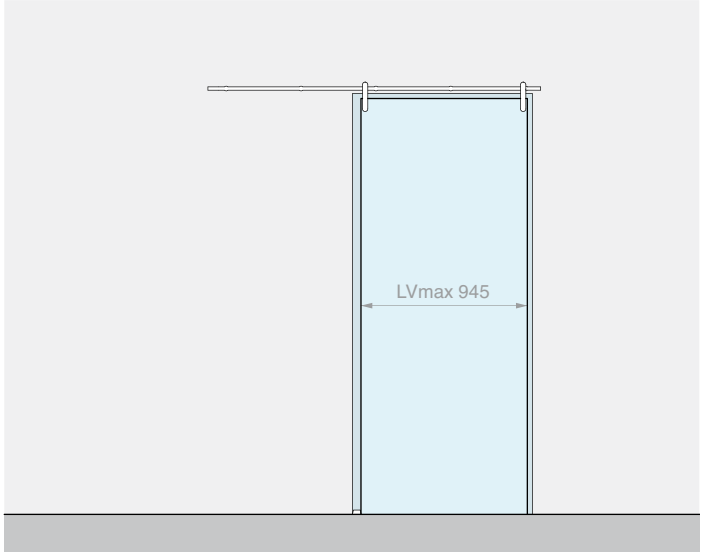

Kit formado por: Acabado: /8

Art.	Descripción	Cant.
GLM3000	Kit N°2 carros	1 Ud.
GLMTND20	Riel redondo L=2000 mm	1 Ud.
GLMBRM	Fijación a pared	5 Uds.
GLM3023	Tope final de carrera oval	2 Uds.
057.3030.071	Guía inferior regulable	1 Ud.
Opcional		
UT200	Llave de compás	1 Ud.

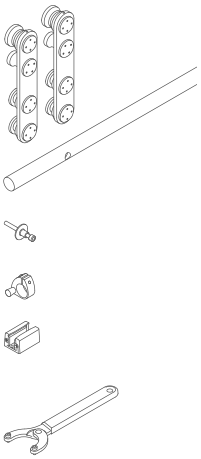

Art.	Descripción	Para vidrios	Pmax	Cant.
GLM30002MUR	Kit corredera con fijación a pared	De **8** a **10.7** mm	**80** kg	1 Ud.

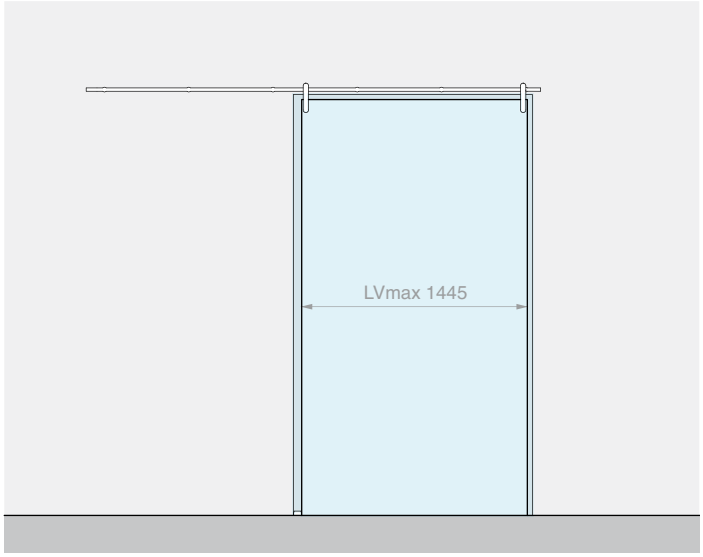

Kit formado por: Acabado: /8

Art.	Descripción	Cant.
GLM3000	Kit N°2 carros	1 Ud.
GLMTND30	Riel redondo L=3000 mm	1 Ud.
GLMBRM	Fijación a pared	6 Uds.
GLM3023	Tope final de carrera oval	2 Uds.
057.3030.071	Guía inferior regulable	1 Ud.
Opcional		
UT200	Llave de compás	1 Ud.

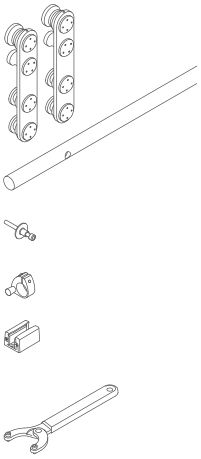

Art.	Descripción	Para vidrios	Pmax	Cant.
GLM30003MUR	Kit corredera con fijación a pared	De **8** a **10.7** mm	**80** kg	1 Ud.

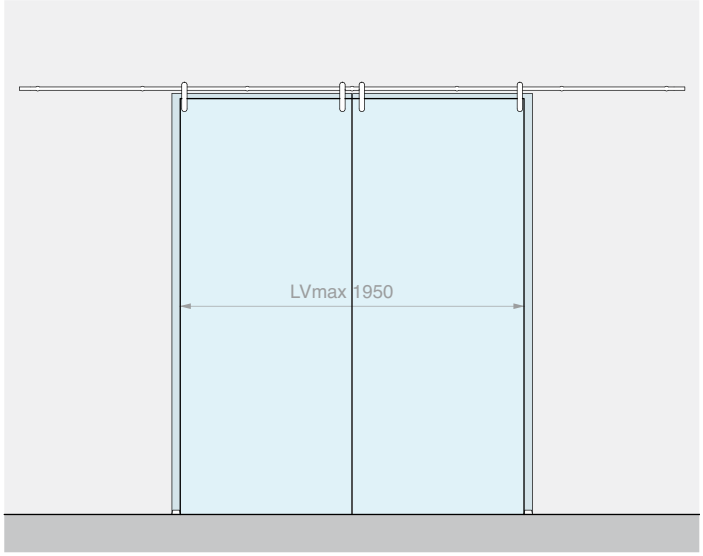

Kit formado por: Acabado: /8

Art.	Descripción	Cant.
GLM3000	Kit N°2 carros	2 Uds.
GLMTND40	Riel redondo L=4000 mm	1 Ud.
GLMBRM	Fijación a pared	7 Uds.
GLM3023	Tope final de carrera oval	4 Uds.
057.3030.071	Guía inferior regulable	2 Uds.
Opcional		
UT200	Llave de compás	1 Ud.

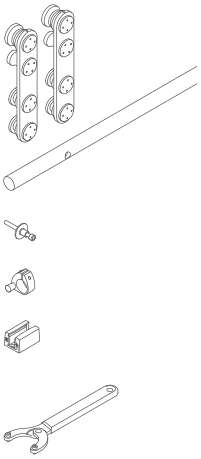

Art.	Descripción	Para vidrios	Pmax	Cant.
GLM30004MUR	Kit corredera con fijación a pared para 2 hojas	De **8** a **10.7** mm	**80** + **80** kg	1 Ud.

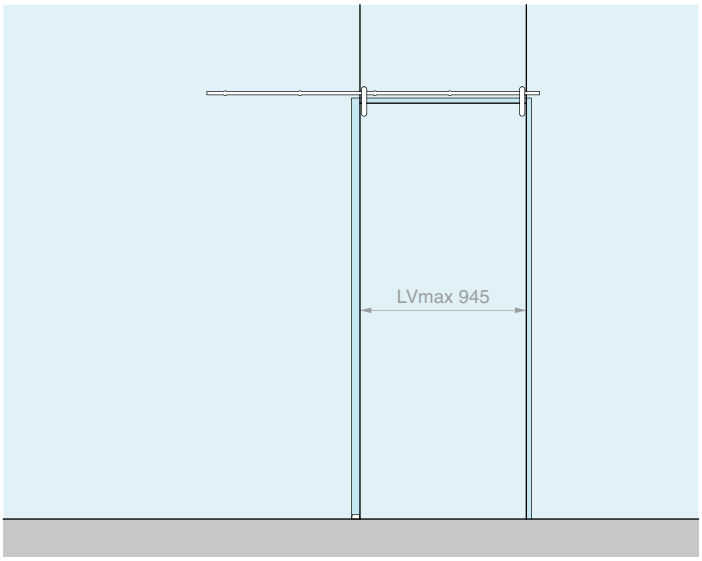

Kit formado por: Acabado: /8

Art.	Descripción	Cant.
GLM3000	Kit N°2 carros	1 Ud.
GLMTND20	Riel redondo L=2000 mm	1 Ud.
GLMBRV	Fijación a vidrio	5 Uds.
GLM3023	Tope final de carrera oval	2 Uds.
057.3030.071	Guía inferior regulable	1 Ud.
Opcional		
UT200	Llave de compás	1 Ud.

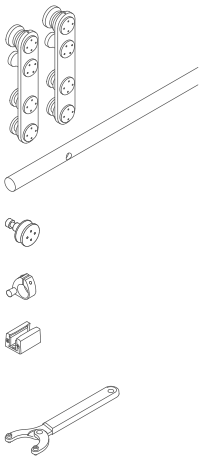

Art.	Descripción	Para vidrios	Pmax	Cant.
GLM30002VET	Kit corredera con fijación a vidrio	De **8** a **10.7** mm	**80** kg	1 Ud.

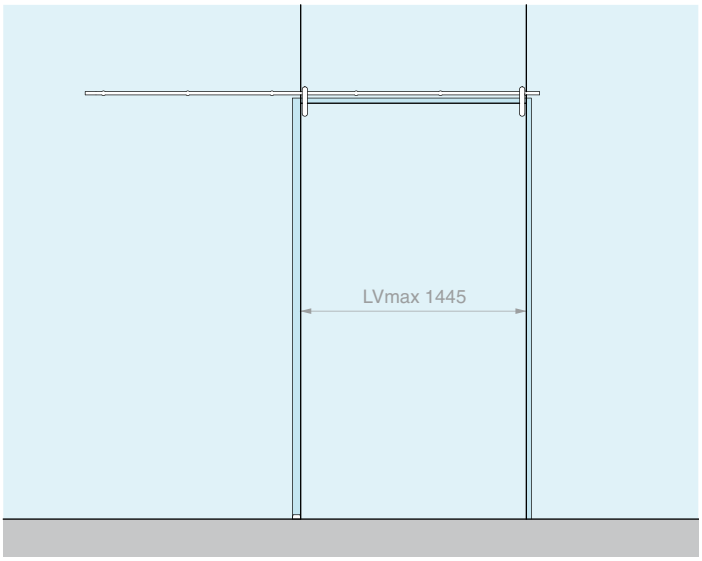

Kit formado por: Acabado: /8

Art.	Descripción	Cant.
GLM3000	Kit N°2 carros	1 Ud.
GLMTND30	Riel redondo L=3000 mm	1 Ud.
GLMBRV	Fijación a vidrio	6 Uds.
GLM3023	Tope final de carrera oval	2 Uds.
057.3030.071	Guía inferior regulable	1 Ud.
Opcional		
UT200	Llave de compás	1 Ud.

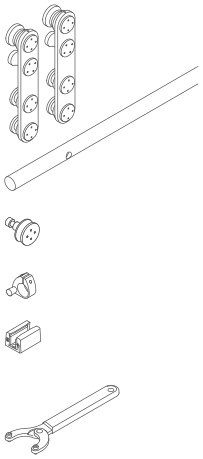

Art.	Descripción	Para vidrios	Pmax	Cant.
GLM30003VET	Kit corredera con fijación a vidrio	De **8** a **10.7** mm	**80** kg	1 Ud.

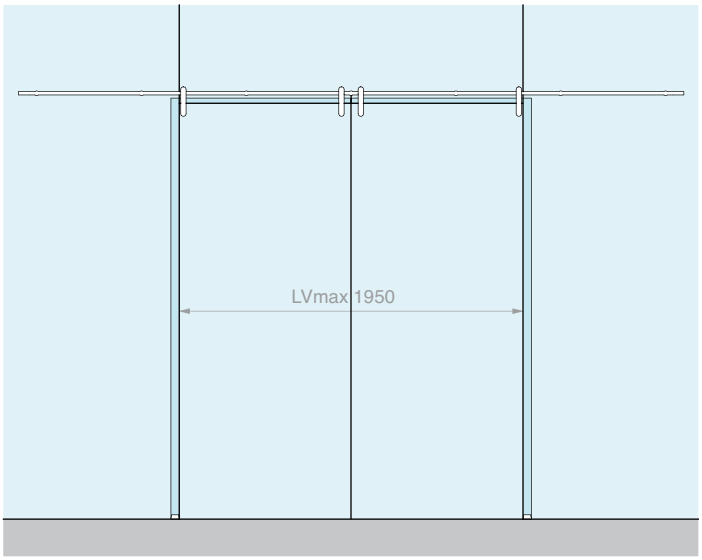

Kit formado por: Acabado: /8

Art.	Descripción	Cant.
GLM3000	Kit N°2 carros	2 Uds.
GLMTND40	Riel redondo L=4000 mm	1 Ud.
GLMBRV	Fijación a vidrio	7 Uds.
GLM3023	Tope final de carrera oval	4 Uds.
057.3030.071	Guía inferior regulable	2 Uds.
Opcional		
UT200	Llave de compás	1 Ud.

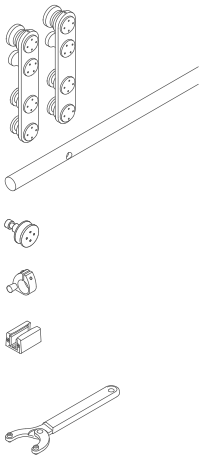

Art.	Descripción	Para vidrios	Pmax	Cant.
GLM30004VET	Kit corredera con fijación a vidrio para 2 hojas	De **8** a **10.7** mm	**80** + **80** kg	1 Ud.

CARRO

Material: acero inox AISI 304
Orificios aconsejados Ø18 mm
Herramienta aconsejada para el apriete Art. UT200
Acabado: /9 /15

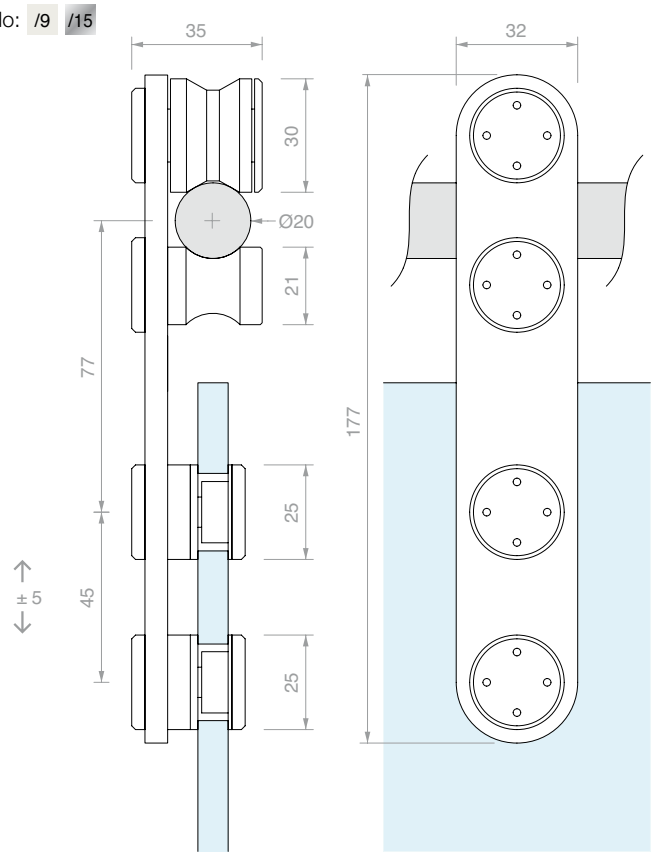

Art.	Descripción	Para vidrios	Cant.
GLM3050	Carro individual	De **8** a **10.7** mm	1 Ud.
GLM3000	Kit N°2 carros	De **8** a **10.7** mm	1 Ud.

RIEL REDONDO MACIZO PERFORADO

Material: acero inox AISI 304
Acabado: /8 /15

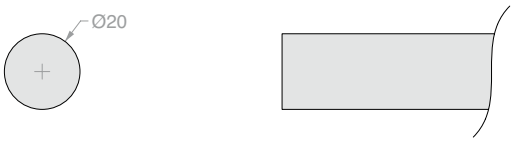

Esquema de perforación del riel:

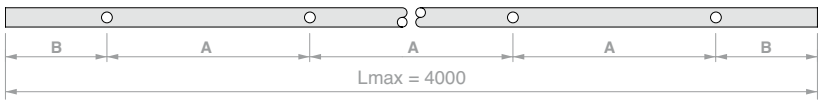

Art.	Longitud	Nº de orificios	Medidas		Cant.
GLMTND20	**2000** mm	**5**	A **450** mm	B **100** mm	1 Ud.
GLMTND30	**3000** mm	**6**	A **560** mm	B **100** mm	1 Ud.
GLMTND40	**4000** mm	**7**	A **633** mm	B **100** mm	1 Ud.
GLMBDLN15	**a medida**	**-**	**-**	**-**	1 m
GLMFORO	**Orificio** para GLMBDLN15	**1**	**a medida**	**a medida**	1 Ud.

FIJACIÓN A PARED

Material: acero inox AISI 304
Acabado: /9 /15

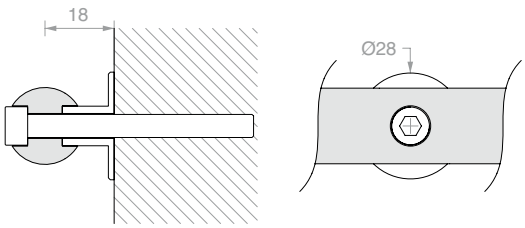

Art.	Descripción	Cant.
GLMBRM	Con tornillo **M6** x **30** mm	1 Ud.

FIJACIÓN A VIDRIO

Material: acero inox AISI 304
Orificio aconsejado Ø18 mm
Herramienta aconsejada para el apriete Art. UT200
Acabado: /9 /15

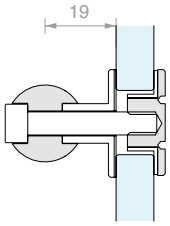

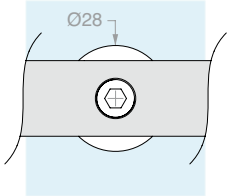

Art.	Descripción	Para vidrios	Cant.
GLMBRV	Con tornillo **M6** x **30** mm	De **8** a **12** mm	1 Ud.

FIJACIÓN A PARED LATERAL

Material: acero inox AISI 304
Acabado: /9 /15

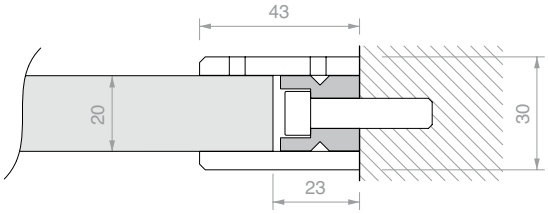

Art.	Cant.
GLMDSTP	1 Ud.

FIJACIÓN A VIDRIO LATERAL

Material: acero inox AISI 304
Orificio aconsejado Ø15 mm
Herramienta aconsejada para el apriete Art. UT200
Acabado: /9 /15

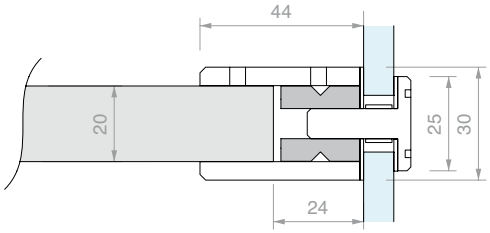

Art.	Para vidrios	Cant.
GLMDSTV	De **8** a **15** mm	1 Ud.

TOPE FINAL DE CARRERA OVAL CON STOP DE GOMA

Material: acero inox AISI 304
Acabado: /9 /15

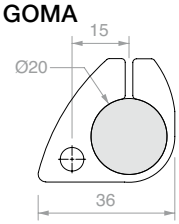

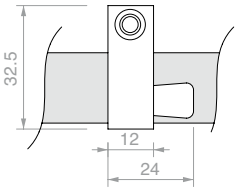

Art.	Cant.
GLM3023	1 Ud.

GUÍA INFERIOR REGULABLE

Material: aluminio
Acabado: /88 /91 /97 /R2

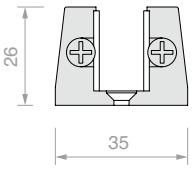

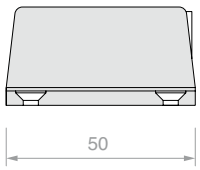

Art.	Para vidrios	Cant.
057.3030.071	De **6** a **12.7** mm	1 Ud.

LLAVE DE COMPÁS

Material: cuerpo de hierro y pernos de acero
Con la abertura de compás se puede trabajar con radios amplios, para pareja de orificios con entre eje variable de 9 mm a 55 mm

Art.	Descripción	Cant.
UT200	Llave de compás con pernos Ø1.9 mm	1 Ud.
UTC200R	N°2 pernos de recambio Ø1.9 mm	1 Ud.

FIJACIÓN DEL RIEL

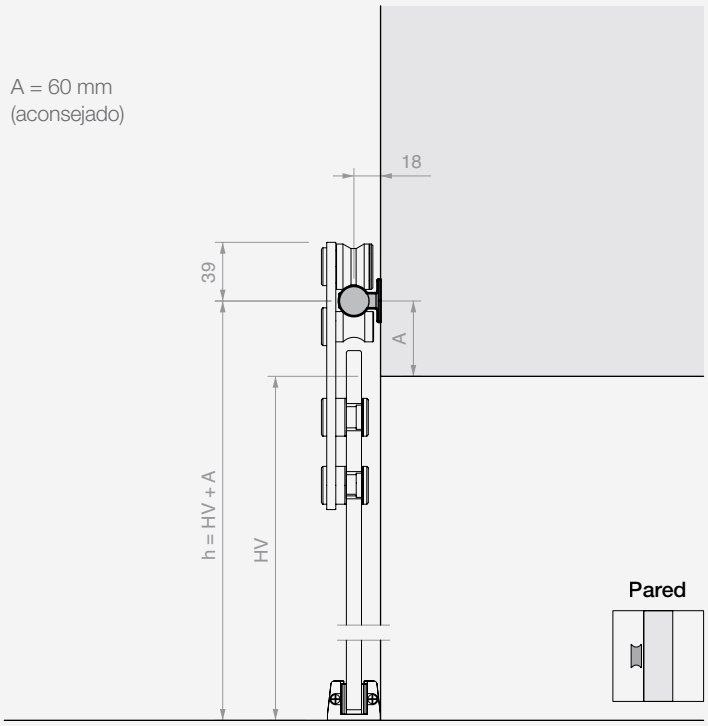

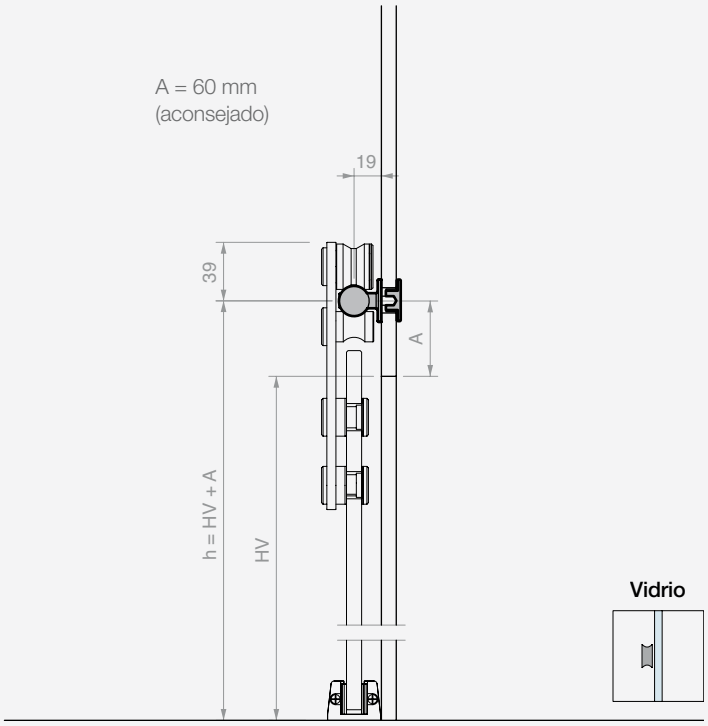

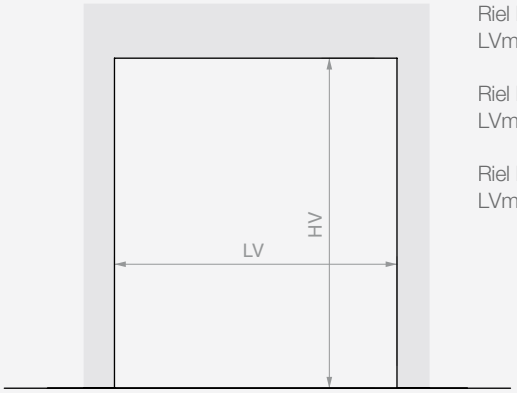

Riel L=2000 mm
LVmax 945 mm

Riel L=3000 mm
LVmax 1445 mm

Riel L=4000 mm
LVmax 1950 mm

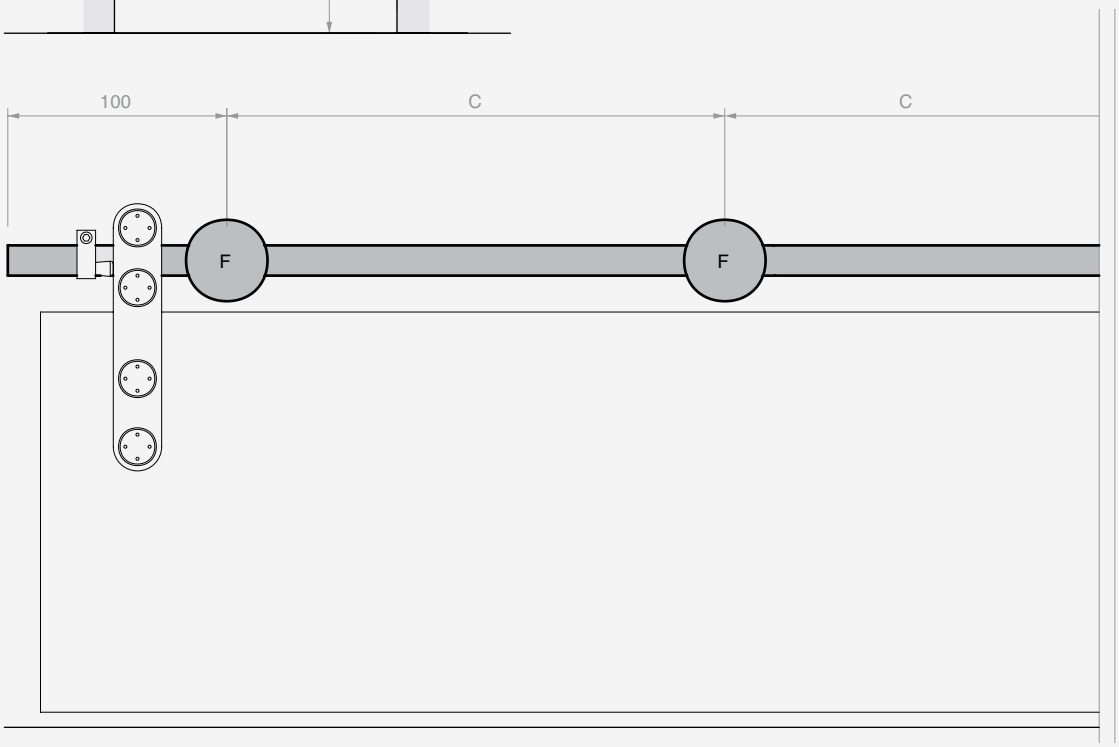

Riel L=2000 mm
5 fijaciones (F)
C=450 mm

Riel L=3000 mm
6 fijaciones (F)
C=560 mm

Riel L=4000 mm
7 fijaciones (F)
C = 633 mm

CÁLCULO DE DIMENSIONES Y TALADRADO DE PANELES DE VIDRIO

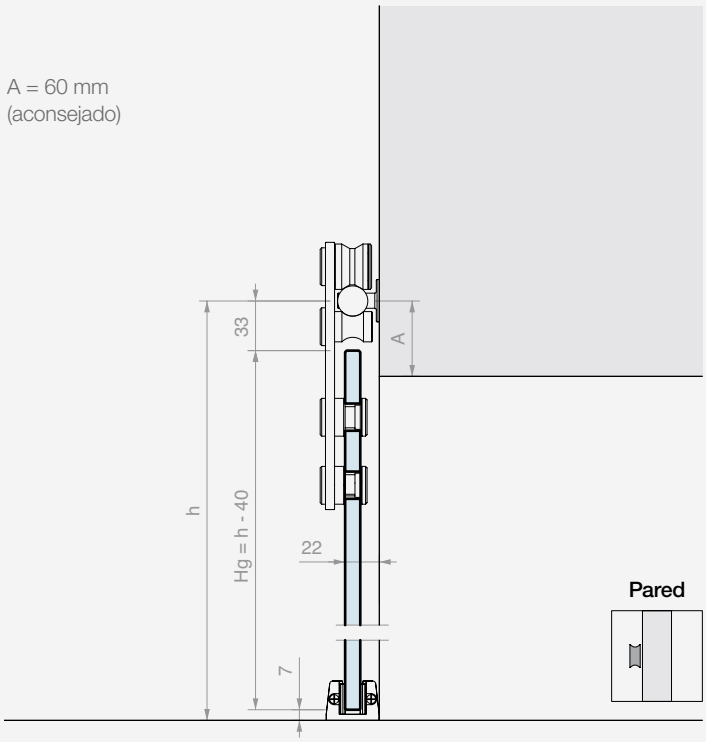

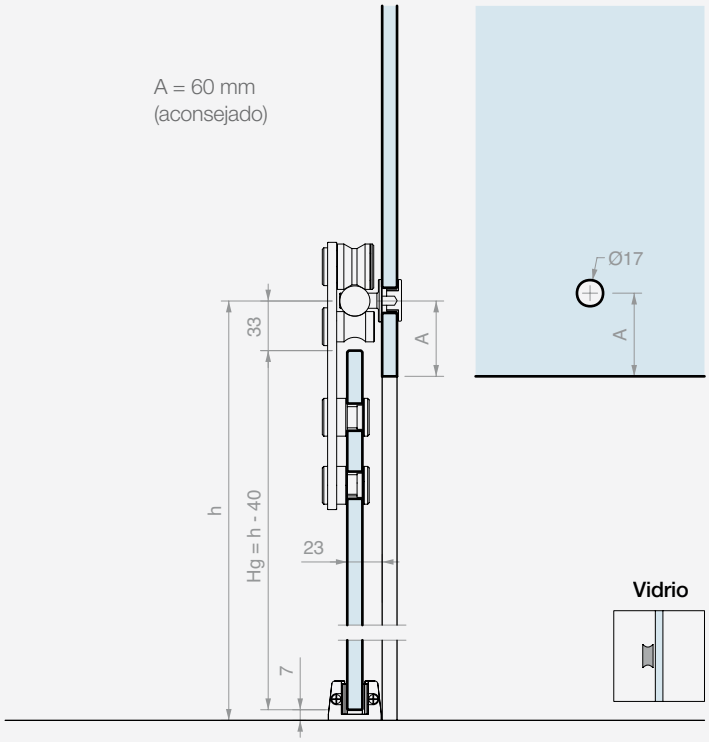

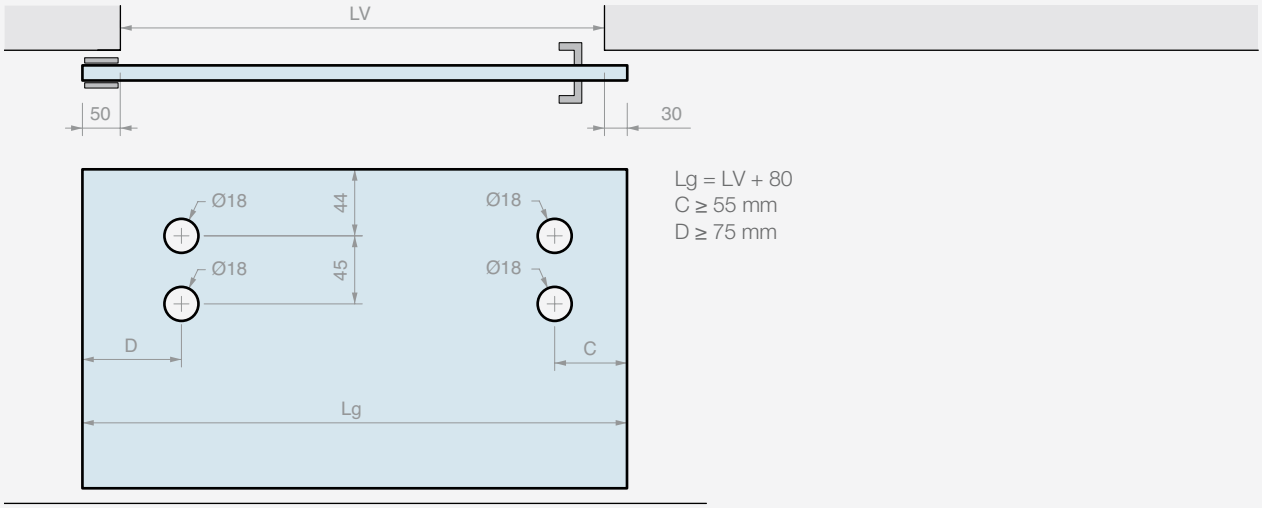

Lg = LV + 80
C ≥ 55 mm
D ≥ 75 mm

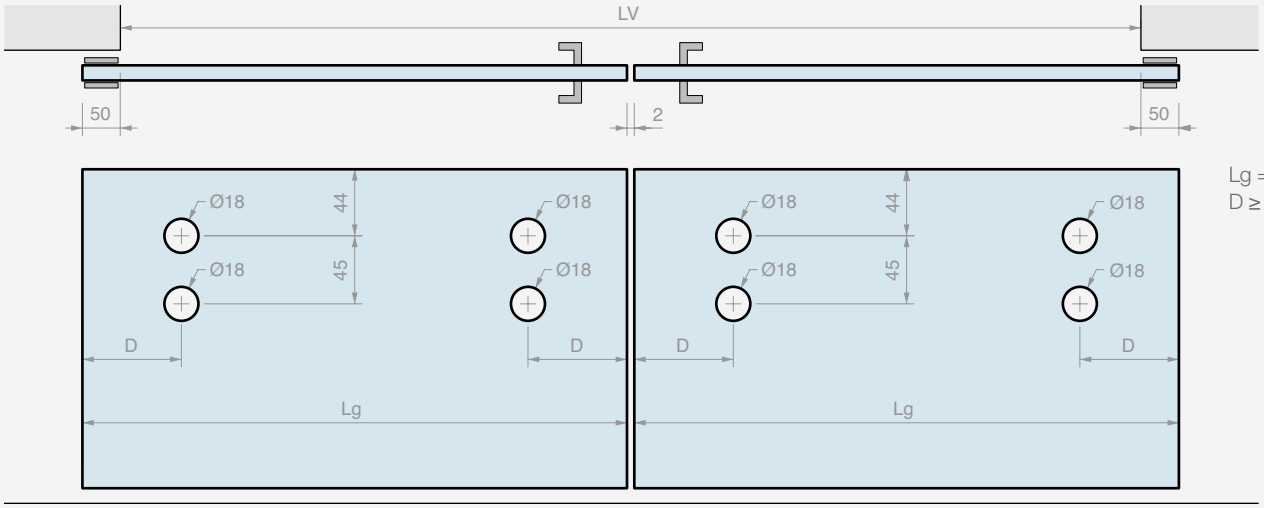

Lg = (LV + 98) / 2
D ≥ 75 mm

GIUMAX 3200

Sistema corredero de acero inoxidable AISI 304, con un riel portante macizo a sección redonda, rodillos visibles y accesorios de fijación.

El riel sostiene la hoja mediante un rodillo y está sujeta por un pasador con función anti descarrilamiento. La pareja de rodillos permite deslizar una hoja en un amplio abanico de espesores, entre 6 y 12.7 mm y un peso de hasta 80 kg.

El sistema se distingue por la búsqueda de la máxima transparencia mediante el uso de accesorios pequeños y design minimalista.

Los elementos de fijación permiten montar el riel de manera personalizada en función del tipo de instalación: a pared, a pared de vidrio o de techo.

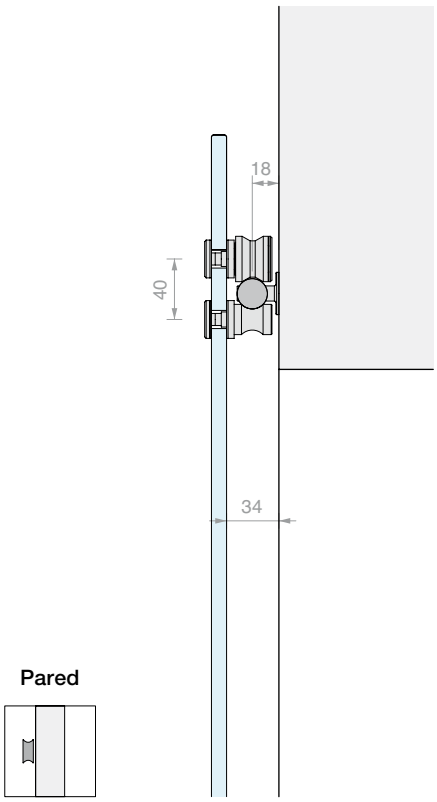

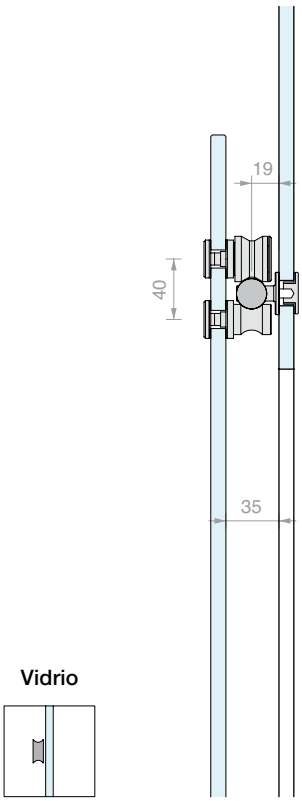

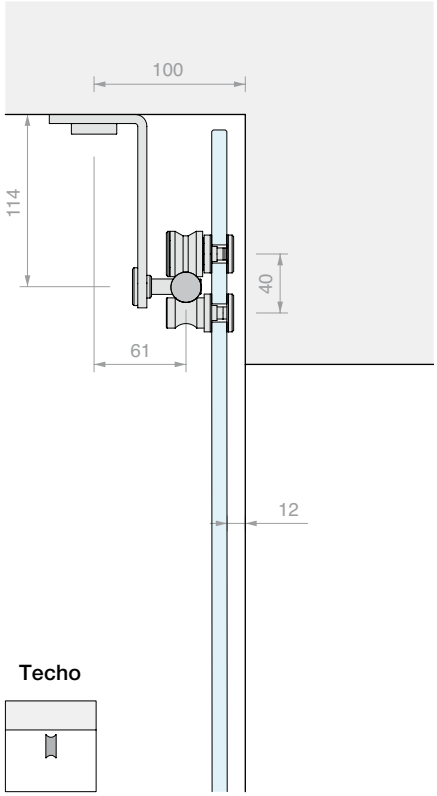

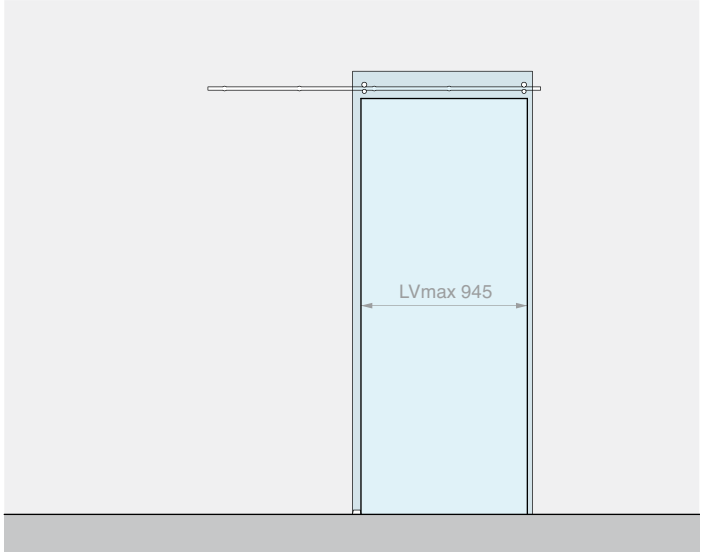

Kit formado por: Acabado: /8

Art.	Descripción	Cant.
GLM7000	Kit de N°2 rodillos + N°2 pernos	1 Ud.
GLMTND20	Riel redondo L=2000 mm	1 Ud.
GLMBRM	Fijación a pared	5 Uds.
GLM3020	Tope final de carrera	2 Uds.
057.3030.071	Guía inferior regulable	1 Ud.
Opcional		
UT200	Llave de compás	1 Ud.

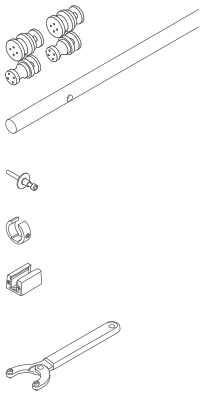

Art.	Descripción	Para vidrios	Pmax	Cant.
GLM32002PAR	Kit corredera con fijación a pared	De **6** a **12.7** mm	**80** kg	1 Ud.

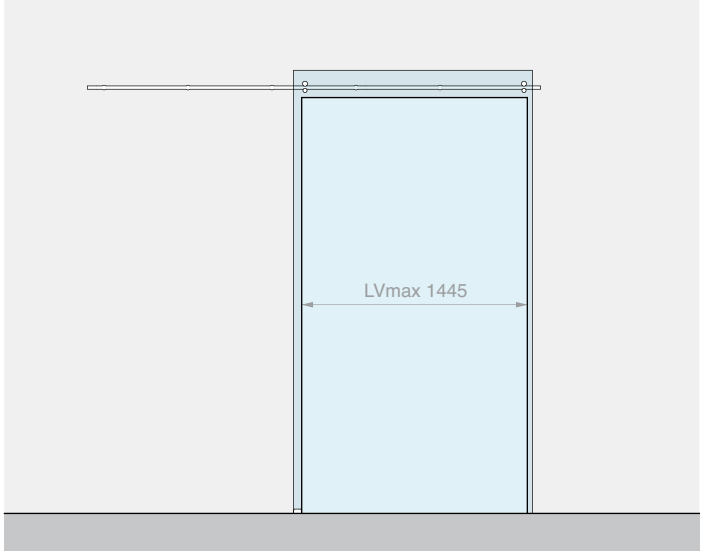

Kit formado por: Acabado: /8

Art.	Descripción	Cant.
GLM7000	Kit de N°2 rodillos + N°2 pernos	1 Ud.
GLMTND30	Riel redondo L=3000 mm	1 Ud.
GLMBRM	Fijación a pared	6 Uds.
GLM3020	Tope final de carrera	2 Uds.
057.3030.071	Guía inferior regulable	1 Ud.
Opcional		
UT200	Llave de compás	1 Ud.

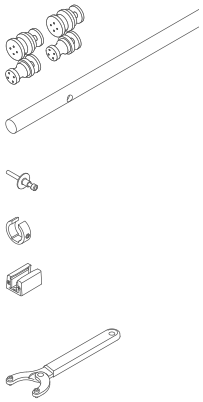

Art.	Descripción	Para vidrios	Pmax	Cant.
GLM32003PAR	Kit corredera con fijación a pared	De **6** a **12.7** mm	**80** kg	1 Ud.

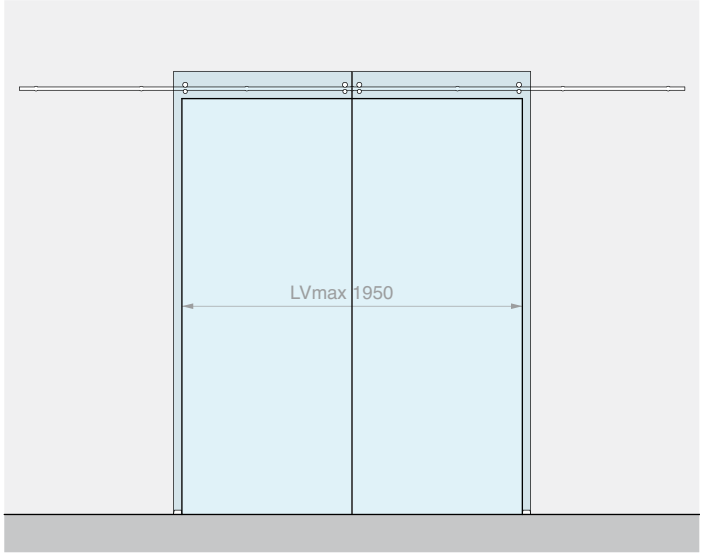

Kit formado por: Acabado: /8

Art.	Descripción	Cant.
GLM7000 Uds.	Kit de N°2 rodillos + N°2 pernos	2
GLMTND40	Riel redondo L=4000 mm	1 Ud.
GLMBRM	Fijación a pared	7 Uds.
GLM3020	Tope final de carrera	4 Uds.
057.3030.071	Guía inferior regulable	2 Uds.
Opcional		
UT200	Llave de compás	1 Ud.

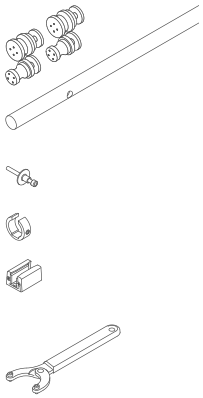

Art.	Descripción	Para vidrios	Pmax	Cant.
GLM32004PAR	Kit corredera con fijación a pared para 2 hojas	De **6** a **12.7** mm	**80** + **80** kg	1 Ud.

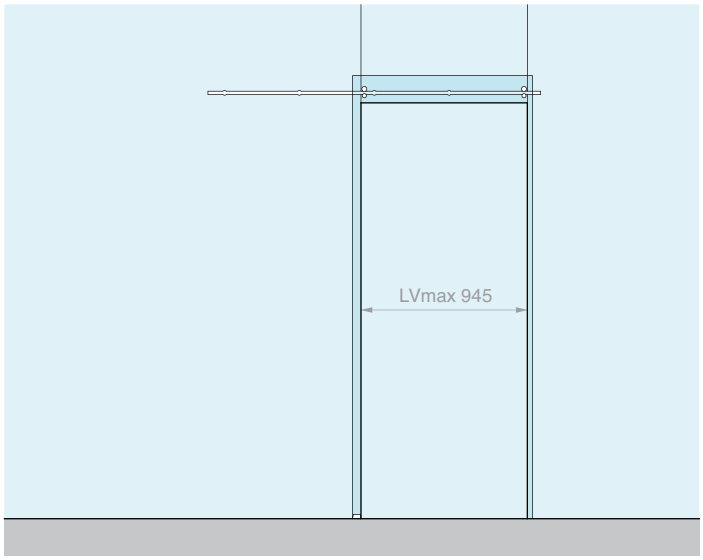

Kit formado por: Acabado: /8

Art.	Descripción	Cant.
GLM7000	Kit de N°2 rodillos + N°2 pernos	1 Ud.
GLMTND20	Riel redondo L=2000 mm	1 Ud.
GLMBRV	Fijación a vidrio	5 Uds.
GLM3020	Tope final de carrera	2 Uds.
057.3030.071	Guía inferior regulable	1 Ud.
Opcional		
UT200	Llave de compás	1 Ud.

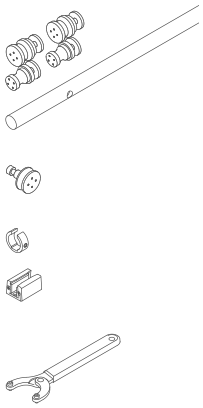

Art.	Descripción	Para vidrios	Pmax	Cant.
GLM32002VET	Kit corredera con fijación a vidrio	De **6** a **12.7** mm	**80** kg	1 Ud.

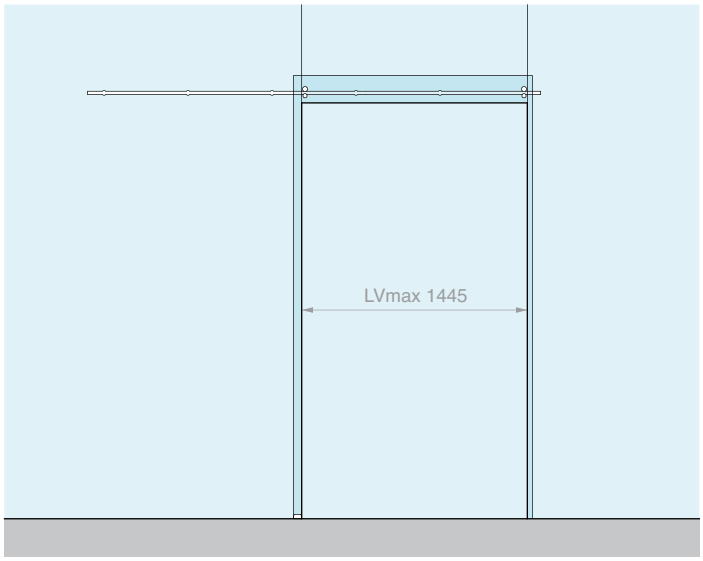

Kit formado por: Acabado: /8

Art.	Descripción	Cant.
GLM7000	Kit de N°2 rodillos + N°2 pernos	1 Ud.
GLMTND30	Riel redondo L=3000 mm	1 Ud.
GLMBRV	Fijación a vidrio	6 Uds.
GLM3020	Tope final de carrera	2 Uds.
057.3030.071	Guía inferior regulable	1 Ud.
Opcional		
UT200	Llave de compás	1 Ud.

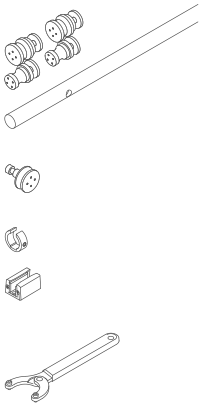

Art.	Descripción	Para vidrios	Pmax	Cant.
GLM32003VET	Kit corredera con fijación a vidrio	De **6** a **12.7** mm	**80** kg	1 Ud.

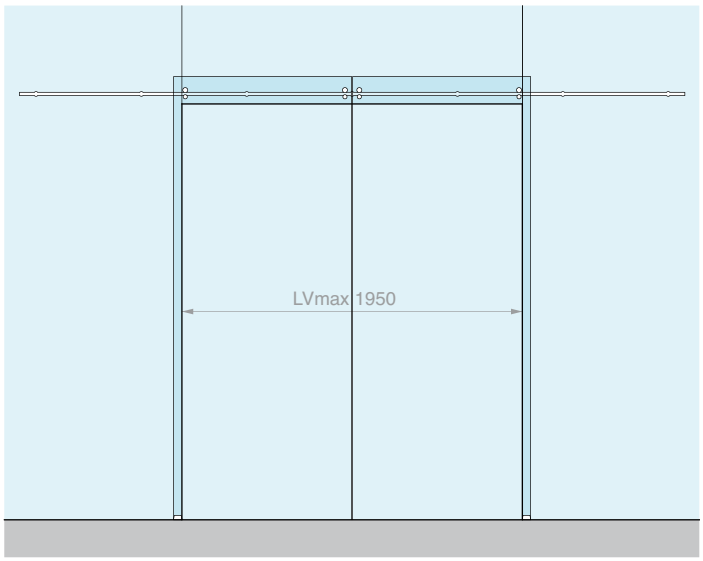

Kit formado por: Acabado: /8

Art.	Descripción	Cant.
GLM7000 Uds.	Kit de N°2 rodillos + N°2 pernos	2
GLMTND40	Riel redondo L=4000 mm	1 Ud.
GLMBRV	Fijación a vidrio	7 Uds.
GLM3020	Tope final de carrera	4 Uds.
057.3030.071	Guía inferior regulable	2 Uds.
Opcional		
UT200	Llave de compás	1 Ud.

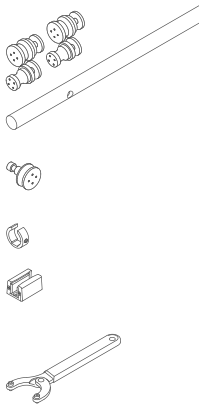

Art.	Descripción	Para vidrios	Pmax	Cant.
GLM32004VET	Kit corredera con fijación a vidrio para 2 hojas	De **6** a **12.7** mm	**80** + **80** kg	1 Ud.

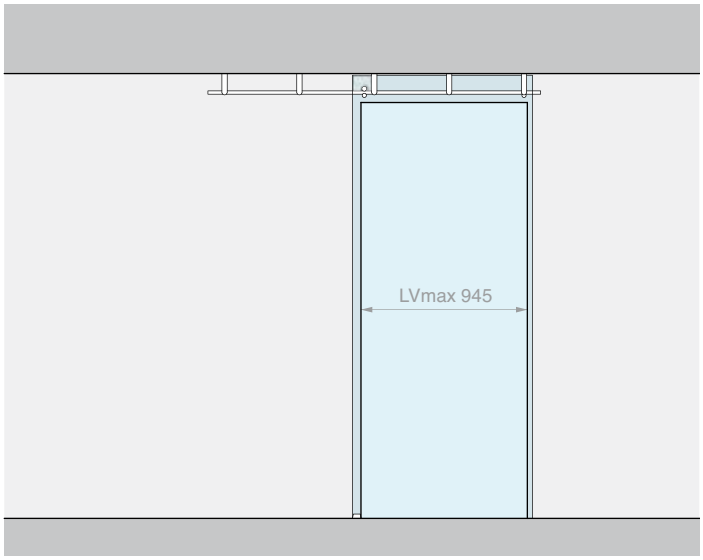

Kit formado por: Acabado: /8

Art.	Descripción	Cant.
GLM7000	Kit de N°2 rodillos + N°2 pernos	1 Ud.
GLMTND20	Riel redondo L=2000 mm	1 Ud.
GLMSST	Fijación de techo	5 Uds.
GLM3020	Tope final de carrera	2 Uds.
057.3030.071	Guía inferior regulable	1 Ud.
Opcional		
UT200	Llave de compás	1 Ud.

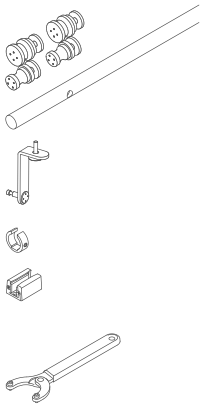

Art.	Descripción	Para vidrios	Pmax	Cant.
GLM32002PLA	Kit corredera con fijación de techo	De **6** a **12.7** mm	**80** kg	1 Ud.

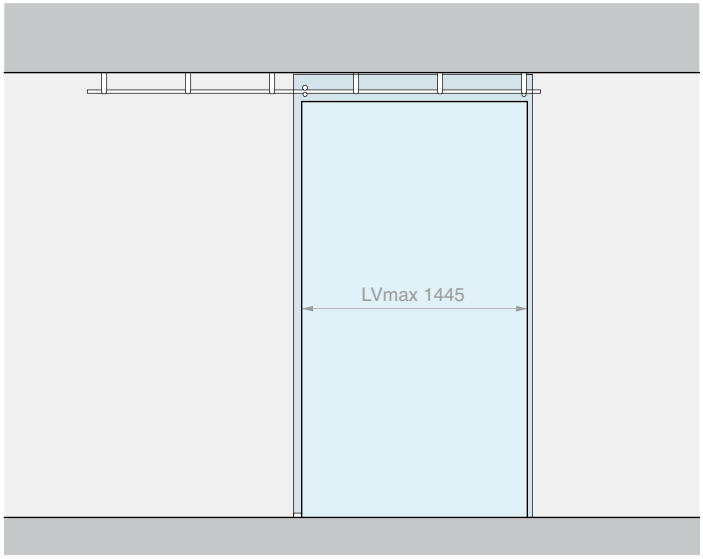

Kit formado por: Acabado: /8

Art.	Descripción	Cant.
GLM7000	Kit de N°2 rodillos + N°2 pernos	1 Ud.
GLMTND30	Riel redondo L=3000 mm	1 Ud.
GLMSST	Fijación de techo	6 Uds.
GLM3020	Tope final de carrera	2 Uds.
057.3030.071	Guía inferior regulable	1 Ud.
Opcional		
UT200	Llave de compás	1 Ud.

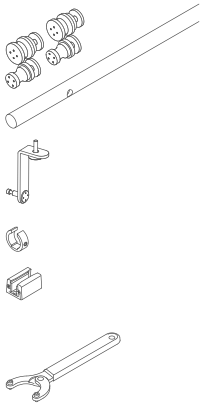

Art.	Descripción	Para vidrios	Pmax	Cant.
GLM32003PLA	Kit corredera con fijación de techo	De **6** a **12.7** mm	**80** kg	1 Ud.

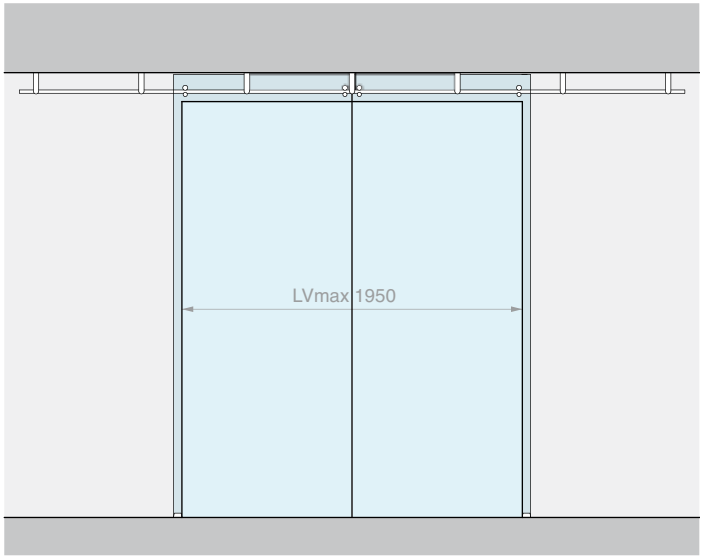

Kit formado por: Acabado: /8

Art.	Descripción	Cant.
GLM7000 Uds.	Kit de N°2 rodillos + N°2 pernos	2
GLMTND40	Riel redondo L=4000 mm	1 Ud.
GLMSST	Fijación de techo	7 Uds.
GLM3020	Tope final de carrera	4 Uds.
057.3030.071	Guía inferior regulable	2 Uds.
Opcional		
UT200	Llave de compás	1 Ud.

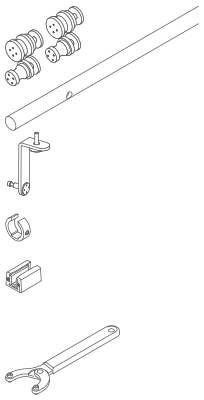

Art.	Descripción	Para vidrios	Pmax	Cant.
GLM32004PLA	Kit corredera con fijación de techo para 2 hojas	De **6** a **12.7** mm	**80** + **80** kg	1 Ud.

RODILLOS

Material: acero inox AISI 304
Orificios aconsejados GLMRCT Ø12 mm
Orificios aconsejados GLMAN Ø17 mm
Herramienta aconsejada para el apriete Art. UT200
Acabado: /9 /15

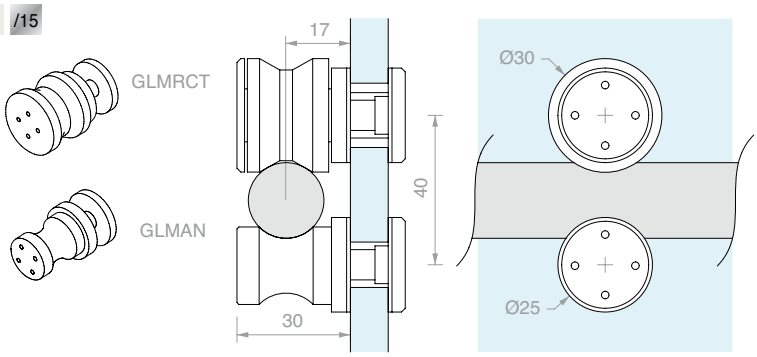

Art.	Descripción	Para vidrios	Cant.
GLMRCT	Rodillo de deslizamiento	De **6** a **12.7** mm	1 Ud.
GLMAN	Perno anti descarrilamiento	De **6** a **12.7** mm	1 Ud.
GLM7000	Kit de N°2 rodillos + N°2 pernos	De **6** a **12.7** mm	1 Ud.

RIEL REDONDO MACIZO PERFORADO

Material: acero inox AISI 304
Acabado: /8 /15

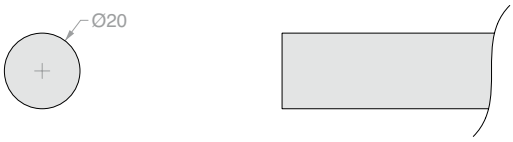

Esquema de perforación del riel:

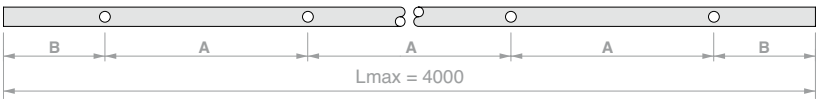

Art.	Longitud	Nº de orificios	Medidas		Cant.
GLMTND20	**2000** mm	**5**	A **450** mm	B **100** mm	1 Ud.
GLMTND30	**3000** mm	**6**	A **560** mm	B **100** mm	1 Ud.
GLMTND40	**4000** mm	**7**	A **633** mm	B **100** mm	1 Ud.
GLMBDLN15	**a medida**	**-**	**-**	**-**	1 m
GLMFORO	**Orificio** para GLMBDLN15	**1**	**a medida**	**a medida**	1 Ud.

FIJACIÓN A PARED

Material: acero inox AISI 304
Acabado: /9 /15

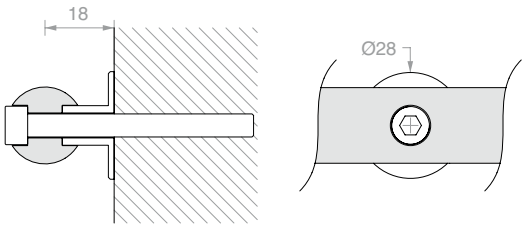

Art.	Descripción	Cant.
GLMBRM	Con tornillo **M6** x **30** mm	1 Ud.

FIJACIÓN A VIDRIO

Material: acero inox AISI 304
Orificio aconsejado Ø18 mm
Herramienta aconsejada para el apriete Art. UT200
Acabado: /9 /15

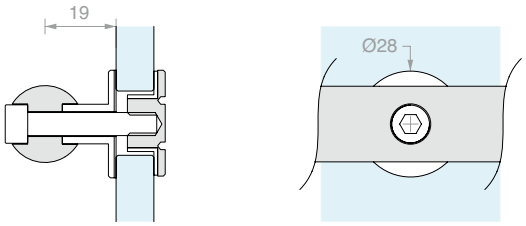

Art.	Descripción	Para vidrios	Cant.
GLMBRV	Con tornillo **M6** x **30** mm	De **8** a **12** mm	1 Ud.

FIJACIÓN DE TECHO

Material: acero inox AISI 304

Acabado: /9 /15

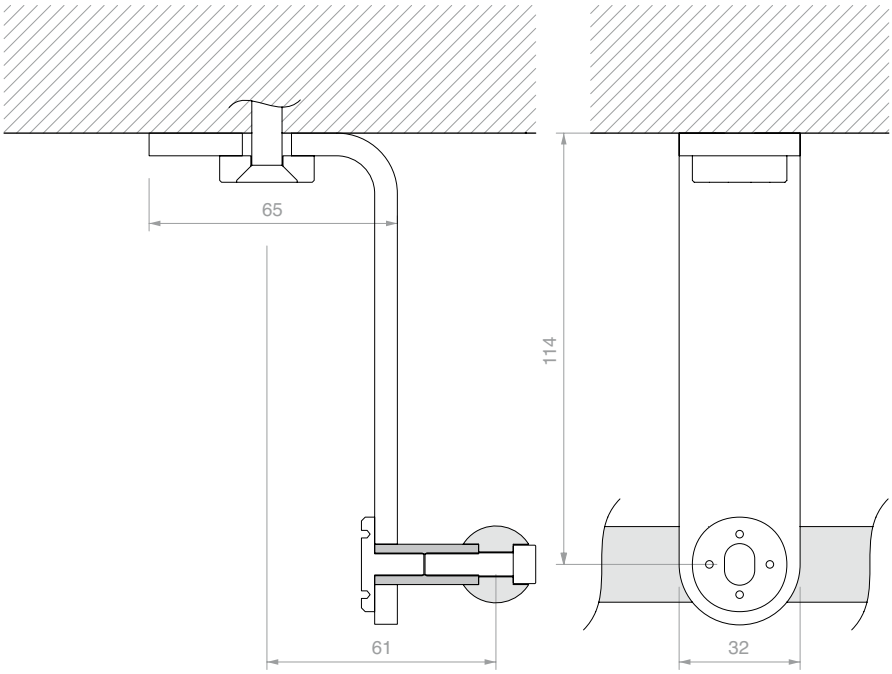

Art.	Cant.
GLMSST	1 Ud.

FIJACIÓN A PARED LATERAL

Material: acero inox AISI 304

Acabado: /9 /15

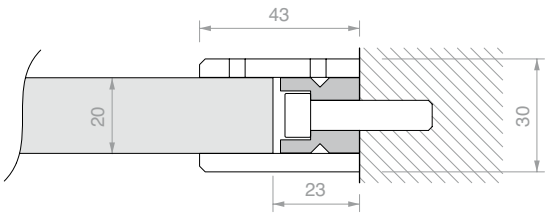

Art.	Cant.
GLMDSTP	1 Ud.

FIJACIÓN A VIDRIO LATERAL

Material: acero inox AISI 304

Orificio aconsejado Ø15 mm

Herramienta aconsejada para el apriete Art. UT200

Acabado: /9 /15

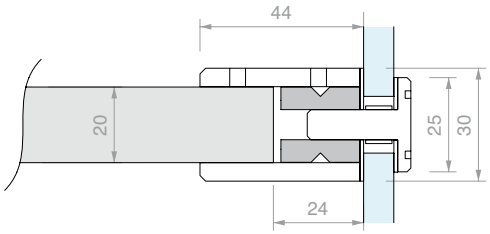

Art.	Para vidrios	Cant.
GLMDSTV	De **8** a **15** mm	1 Ud.

TOPE FINAL DE CARRERA

Material: acero inox AISI 304

Acabado: /9 /15

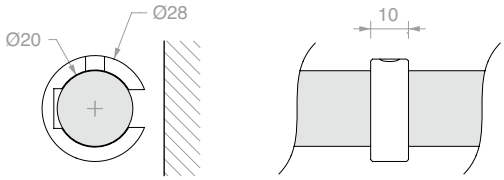

Art.	Cant.
GLM3020	1 Ud.

GUÍA INFERIOR REGULABLE

Material: aluminio

Acabado: /88 /91 /97 /R2

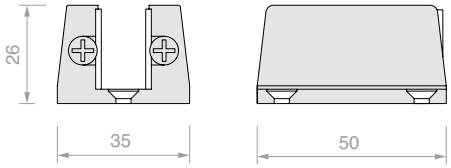

Art.	Para vidrios	Cant.
057.3030.071	De **6** a **12.7** mm	1 Ud.

LLAVE DE COMPÁS

Material: cuerpo de hierro y pernos de acero

Con la abertura de compás se puede trabajar con radios amplios, para pareja de orificios con entre eje variable de 9 mm a 55 mm

Art.	Descripción	Cant.
UT200	Llave de compás con pernos Ø1.9 mm	1 Ud.
UTC200R	N°2 pernos de recambio Ø1.9 mm	1 Ud.

FIJACIÓN DEL RIEL

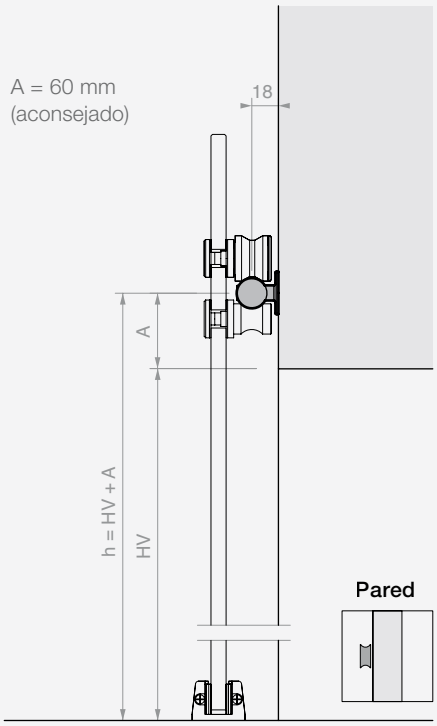

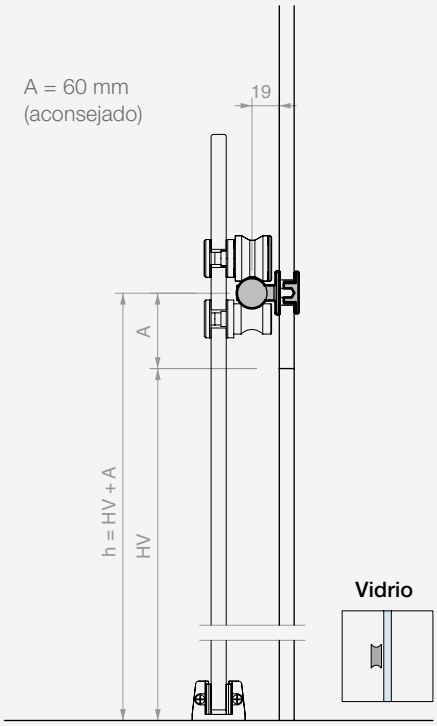

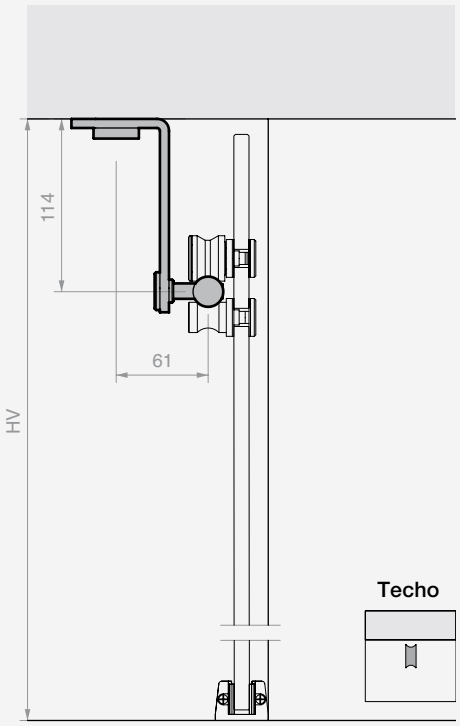

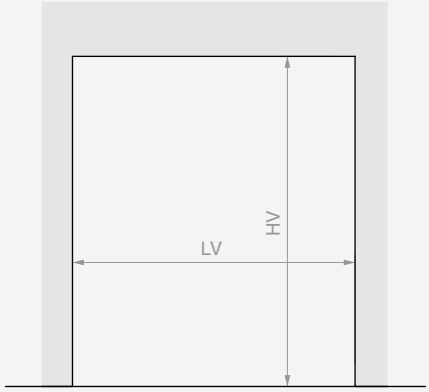

Riel L=2000 mm
LVmax 945 mm

Riel L=3000 mm
LVmax 1445 mm

Riel L=4000 mm
LVmax 1950 mm

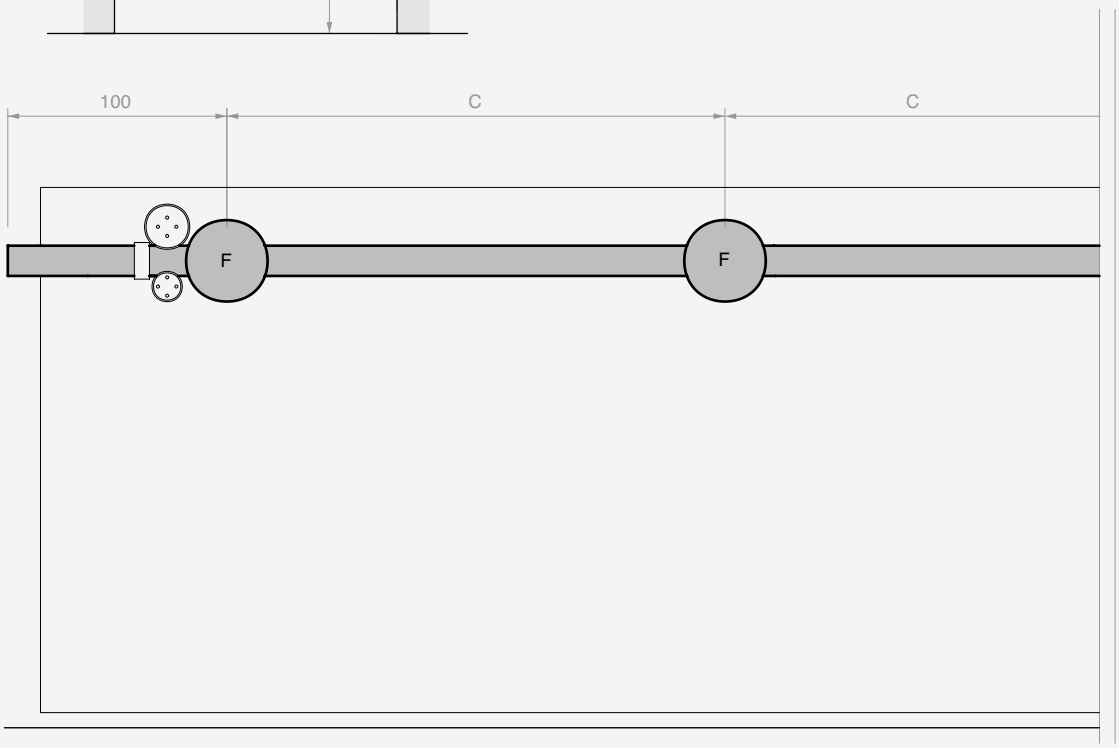

Riel L=2000 mm
5 fijaciones (F)
C = 450 mm

Riel L=3000 mm
6 fijaciones (F)
C = 560 mm

Riel L=4000 mm
7 fijaciones (F)
C = 633 mm

CÁLCULO DE DIMENSIONES Y TALADRADO DE PANELES DE VIDRIO

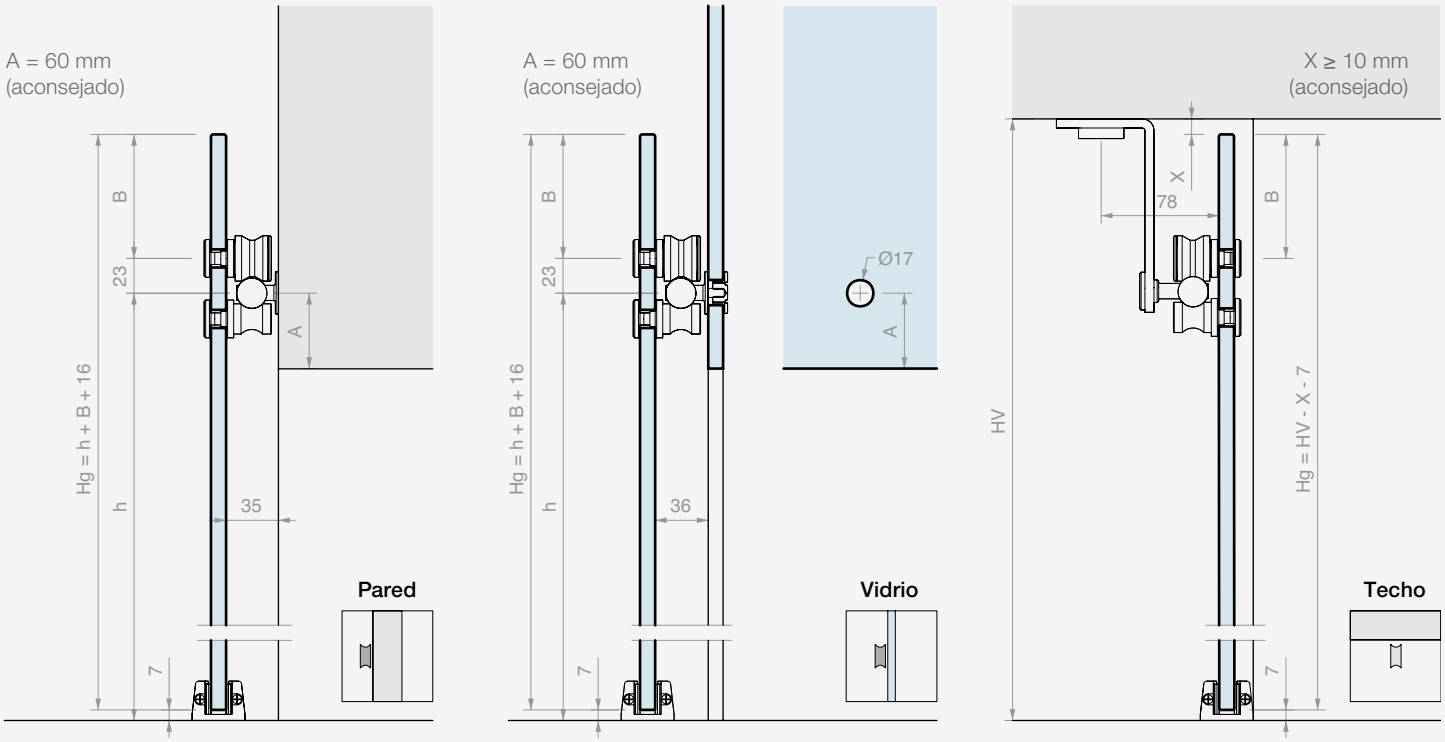

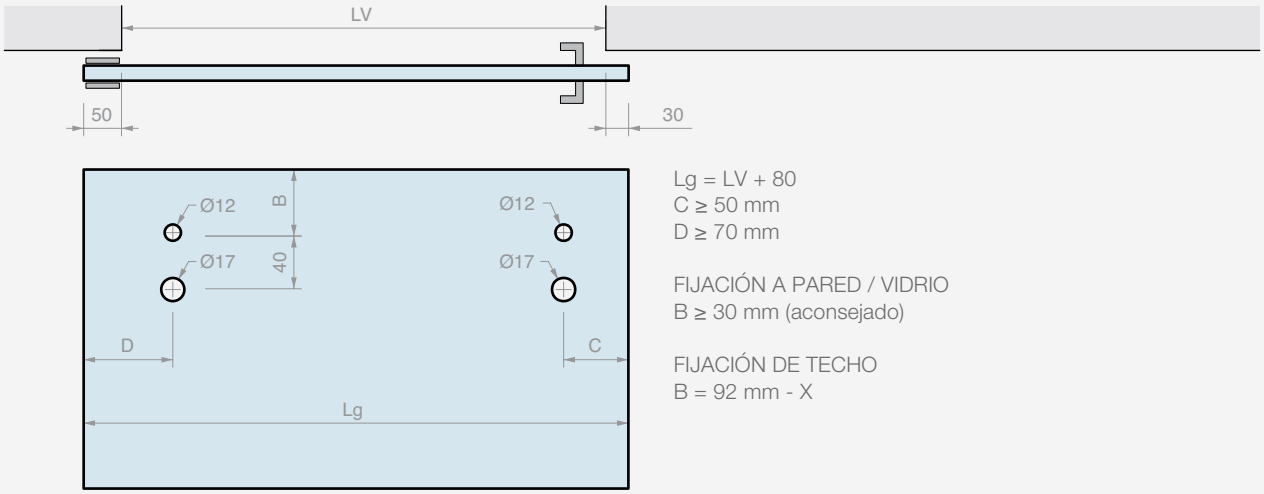

Lg = LV + 80
C ≥ 50 mm
D ≥ 70 mm

FIJACIÓN A PARED / VIDRIO
B ≥ 30 mm (aconsejado)

FIJACIÓN DE TECHO
B = 92 mm - X

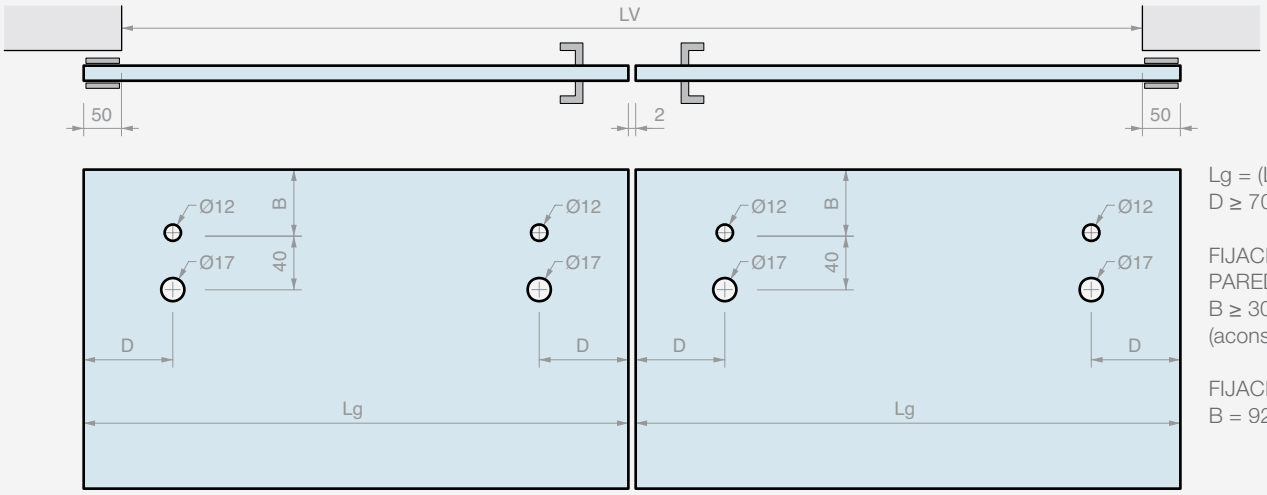

Lg = (LV + 98) / 2
D ≥ 70 mm

FIJACIÓN A PARED / VIDRIO
B ≥ 30 mm (aconsejado)

FIJACIÓN DE TECHO
B = 92 mm - X

GIUMAX 8500

Sistema corredero de acero inoxidable AISI 304, con un riel macizo, sección semirredonda, rodillos a la vista y accesorios de fijación.

Se sostiene la hoja al riel mediante una rueda y está sujeta debajo del riel mediante un rodillo con función anti descarrilamiento. La pareja de rodillos permite deslizar una hoja con un grande espesor, entre 12 y 17.5 mm, y un peso considerable, hasta 150 kg.

El sistema se distingue por conseguir la máxima transparencia, combinada con design tecnológico del rodillo y forma refinada del riel.

Los elementos de fijación permiten montar el riel de manera personalizada en función del tipo de instalación: a pared, a pared de vidrio o de techo.

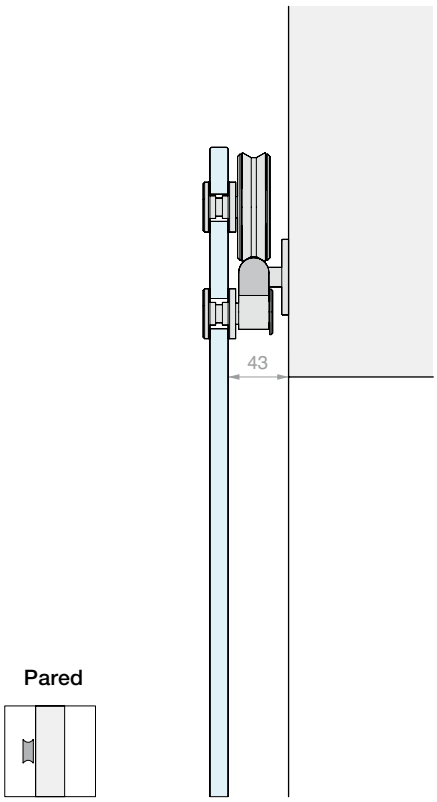

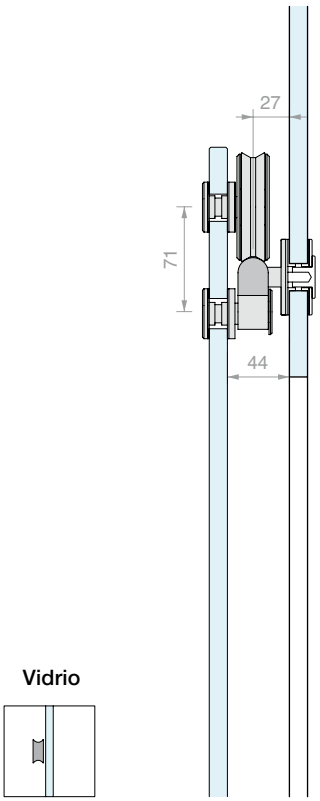

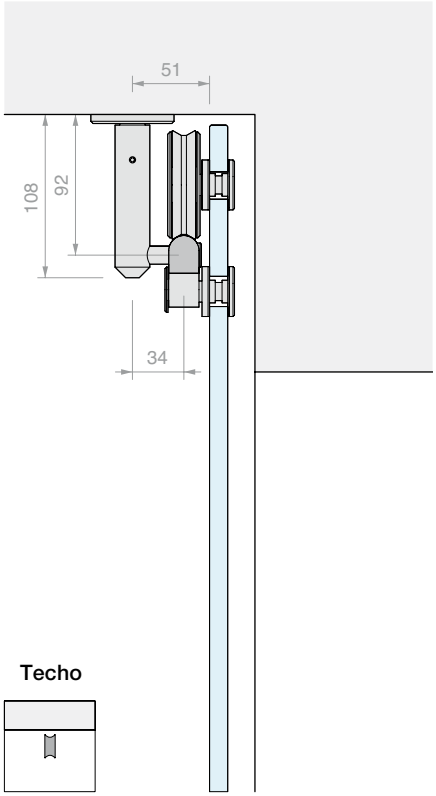

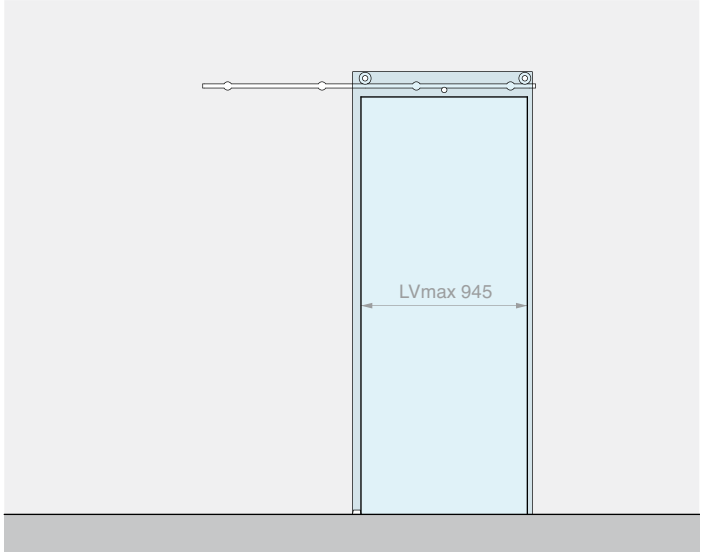

Kit formado por: Acabado: /9

Art.	Descripción	Cant.
GLM8500	Kit de N°3 rodillos	1 Ud.
GLMBST200	Riel semirredondo L=2000 mm	1 Ud.
GLMATM	Fijación a pared	4 Uds.
GLMFERM	Tope final de carrera	2 Uds.
GLMGREG	Guía inferior regulable	1 Ud.
Opcional		
GLMSTOPSX	Estribo de bloqueo izquierda	1 Ud.
GLMSTOPDX	Estribo de bloqueo derecha	1 Ud.
UT250	Llave de compás	1 Ud.

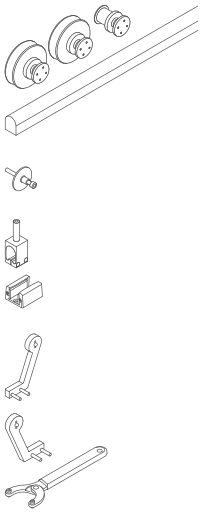

Art.	Descripción	Para vidrios	Pmax	Cant.
GM85002MUR	Kit corredera con fijación a pared	De **12** a **17.5** mm	**150** kg	1 Ud.

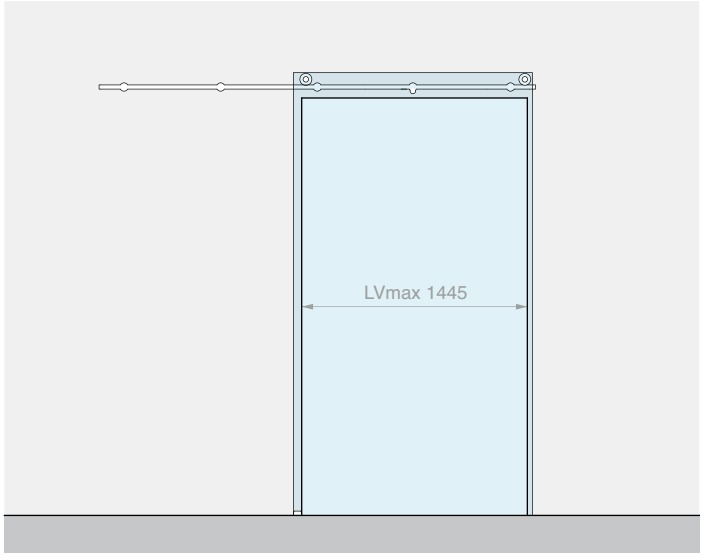

Kit formado por: Acabado: /9

Art.	Descripción	Cant.
GLM8500	Kit de N°3 rodillos	1 Ud.
GLMBST300	Riel semirredondo L=3000 mm	1 Ud.
GLMATM	Fijación a pared	5 Uds.
GLMFERM	Tope final de carrera	2 Uds.
GLMGREG	Guía inferior regulable	1 Ud.
Opcional		
GLMSTOPSX	Estribo de bloqueo izquierda	1 Ud.
GLMSTOPDX	Estribo de bloqueo derecha	1 Ud.
UT250	Llave de compás	1 Ud.

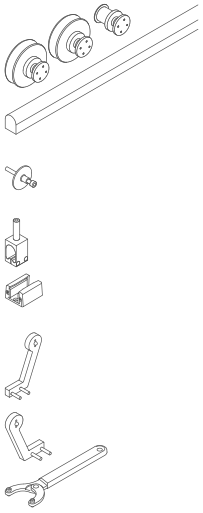

Art.	Descripción	Para vidrios	Pmax	Cant.
GM85003MUR	Kit corredera con fijación a pared	De **12** a **17.5** mm	**150** kg	1 Ud.

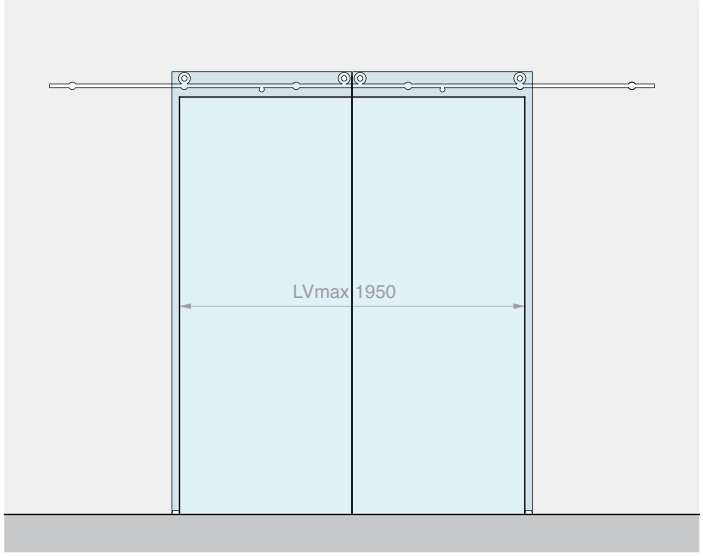

Kit formado por: Acabado: /9

Art.	Descripción	Cant.
GLM8500	Kit de N°3 rodillos	2 Uds.
GLMBST400	Riel semirredondo L=4000 mm	1 Ud.
GLMATM	Fijación a pared	6 Uds.
GLMFERM	Tope final de carrera	4 Uds.
GLMGREG	Guía inferior regulable	2 Uds.
Opcional		
GLMSTOPSX	Estribo de bloqueo izquierda	1 Ud.
GLMSTOPDX	Estribo de bloqueo derecha	1 Ud.
UT250	Llave de compás	1 Ud.

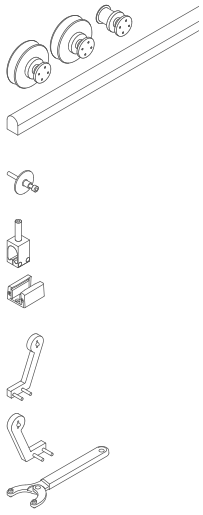

Art.	Descripción	Para vidrios	Pmax	Cant.
GM85004MUR	Kit corredera con fijación a pared para 2 hojas	De **12** a **17.5** mm	**150** + **150** kg	1 Ud.

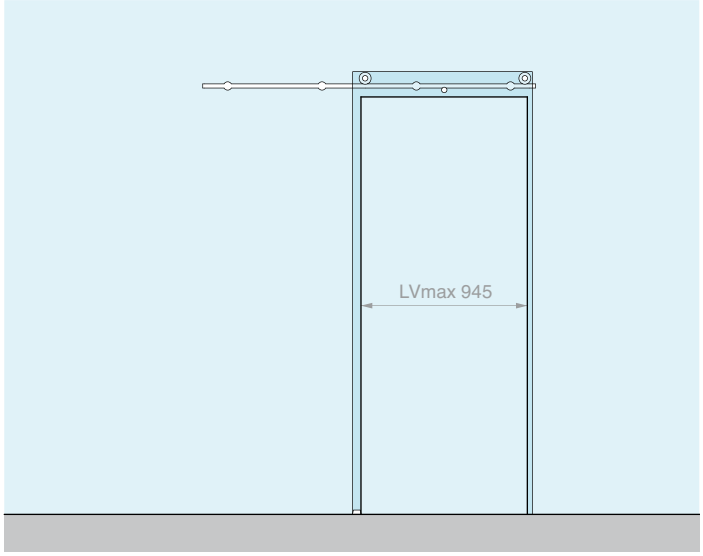

Kit formado por: Acabado: /9

Art.	Descripción	Cant.
GLM8500	Kit de N°3 rodillos	1 Ud.
GLMBST200	Riel semirredondo L=2000 mm	1 Ud.
GLMATV	Fijación a vidrio	4 Uds.
GLMFERM	Tope final de carrera	2 Uds.
GLMGREG	Guía inferior regulable	1 Ud.
Opcional		
GLMSTOPSX	Estribo de bloqueo izquierda	1 Ud.
GLMSTOPDX	Estribo de bloqueo derecha	1 Ud.
UT250	Llave de compás	1 Ud.

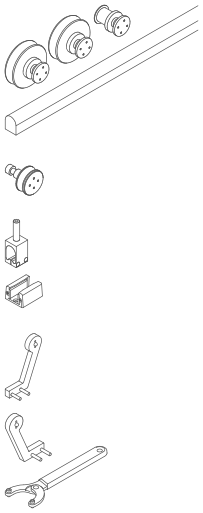

Art.	Descripción	Para vidrios	Pmax	Cant.
GM85002VET	Kit corredera con fijación a vidrio	De **12** a **17.5** mm	**150** kg	1 Ud.

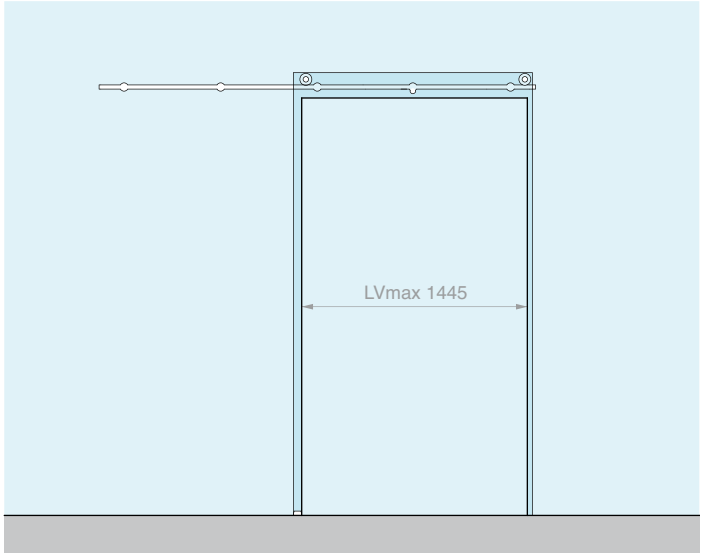

Kit formado por: Acabado: /9

Art.	Descripción	Cant.
GLM8500	Kit de N°3 rodillos	1 Ud.
GLMBST300	Riel semirredondo L=3000 mm	1 Ud.
GLMATV	Fijación a vidrio	5 Uds.
GLMFERM	Tope final de carrera	2 Uds.
GLMGREG	Guía inferior regulable	1 Ud.
Opcional		
GLMSTOPSX	Estribo de bloqueo izquierda	1 Ud.
GLMSTOPDX	Estribo de bloqueo derecha	1 Ud.
UT250	Llave de compás	1 Ud.

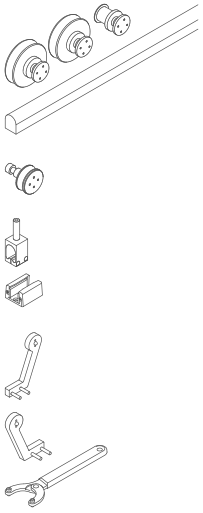

Art.	Descripción	Para vidrios	Pmax	Cant.
GM85003VET	Kit corredera con fijación a vidrio	De **12** a **17.5** mm	**150** kg	1 Ud.

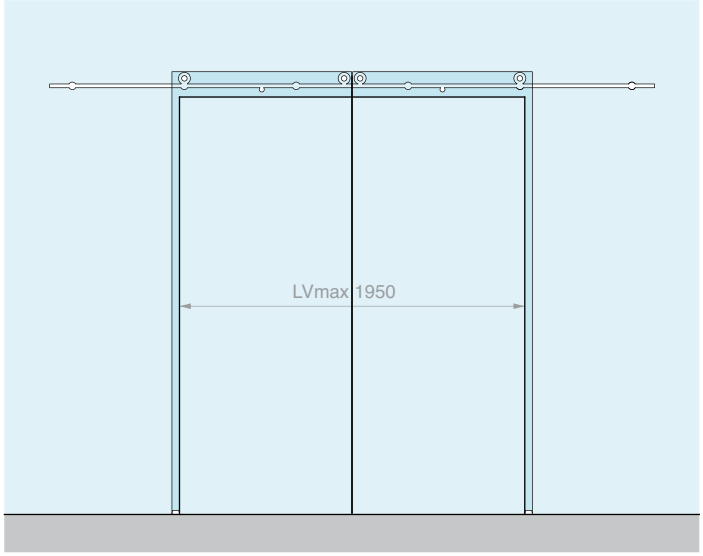

Kit formado por: Acabado: /9

Art.	Descripción	Cant.
GLM8500	Kit de N°3 rodillos	2 Uds.
GLMBST400	Riel semirredondo L=4000 mm	1 Ud.
GLMATV	Fijación a vidrio	6 Uds.
GLMFERM	Tope final de carrera	4 Uds.
GLMGREG	Guía inferior regulable	2 Uds.
Opcional		
GLMSTOPSX	Estribo de bloqueo izquierda	1 Ud.
GLMSTOPDX	Estribo de bloqueo derecha	1 Ud.
UT250	Llave de compás	1 Ud.

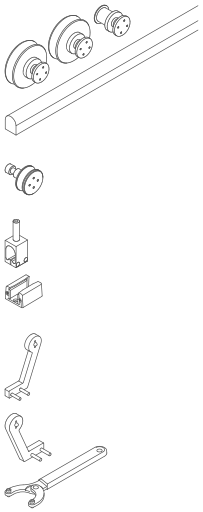

Art.	Descripción	Para vidrios	Pmax	Cant.
GM85004VET	Kit corredera con fijación a vidrio para 2 hojas	De **12** a **17.5** mm	**150** + **150** kg	1 Ud.

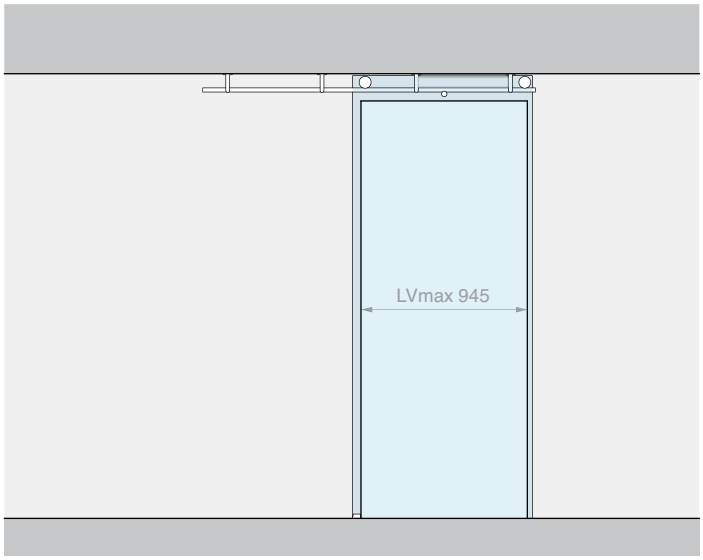

Kit formado por: Acabado: /9

Art.	Descripción	Cant.
GLM8500	Kit de N°3 rodillos	1 Ud.
GLMBST200	Riel semirredondo L=2000 mm	1 Ud.
GLMATS	Fijación de techo	4 Uds.
GLMFERM	Tope final de carrera	2 Uds.
GLMGREG	Guía inferior regulable	1 Ud.
Opcional		
GLMSTOPSX	Estribo de bloqueo izquierda	1 Ud.
GLMSTOPDX	Estribo de bloqueo derecha	1 Ud.
UT250	Llave de compás	1 Ud.

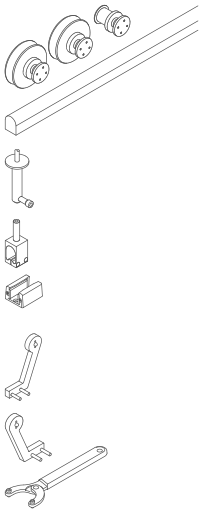

Art.	Descripción	Para vidrios	Pmax	Cant.
GM85002PLA	Kit corredera con fijación de techo	De **12** a **17.5** mm	**150** kg	1 Ud.

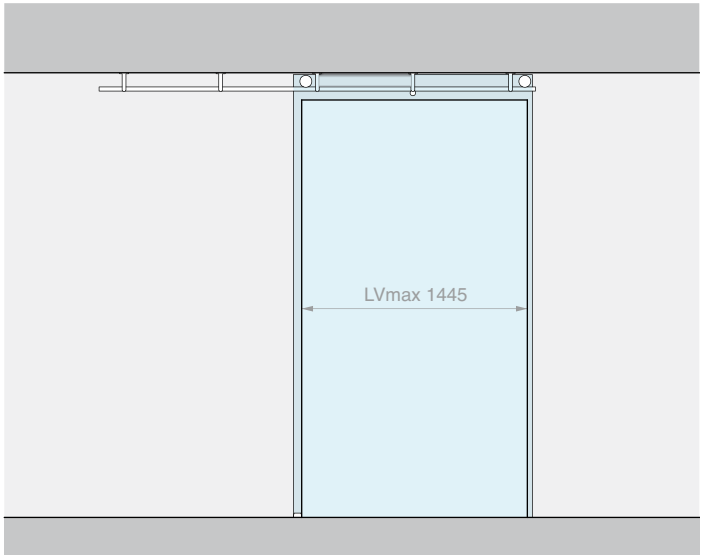

Kit formado por: Acabado: /9

Art.	Descripción	Cant.
GLM8500	Kit de N°3 rodillos	1 Ud.
GLMBST300	Riel semirredondo L=3000 mm	1 Ud.
GLMATS	Fijación de techo	5 Uds.
GLMFERM	Tope final de carrera	2 Uds.
GLMGREG	Guía inferior regulable	1 Ud.
Opcional		
GLMSTOPSX	Estribo de bloqueo izquierda	1 Ud.
GLMSTOPDX	Estribo de bloqueo derecha	1 Ud.
UT250	Llave de compás	1 Ud.

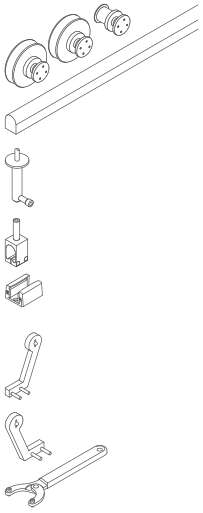

Art.	Descripción	Para vidrios	Pmax	Cant.
GM85003PLA	Kit corredera con fijación de techo	De **12** a **17.5** mm	**150** kg	1 Ud.

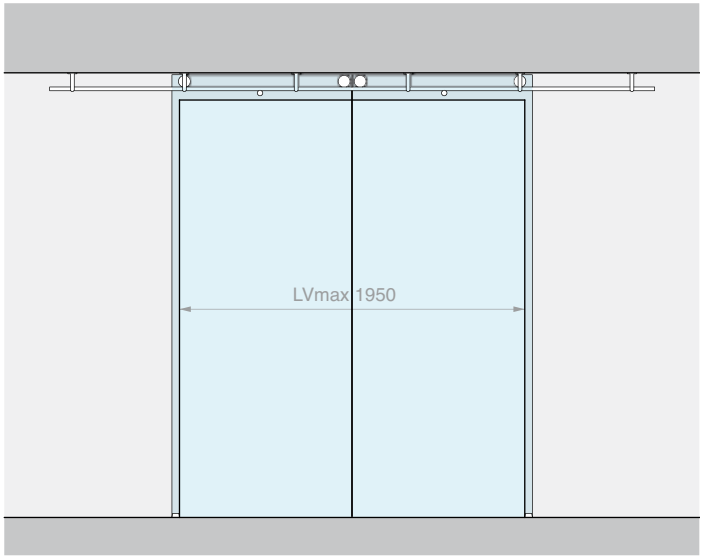

Kit formado por: Acabado: /9

Art.	Descripción	Cant.
GLM8500	Kit de N°3 rodillos	2 Uds.
GLMBST400	Riel semirredondo L=4000 mm	1 Ud.
GLMATS	Fijación de techo	6 Uds.
GLMFERM	Tope final de carrera	4 Uds.
GLMGREG	Guía inferior regulable	2 Uds.
Opcional		
GLMSTOPSX	Estribo de bloqueo izquierda	1 Ud.
GLMSTOPDX	Estribo de bloqueo derecha	1 Ud.
UT250	Llave de compás	1 Ud.

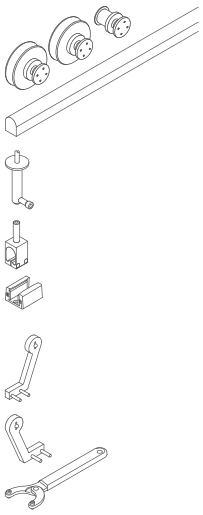

Art.	Descripción	Para vidrios	Pmax	Cant.
GM85004PLA	Kit corredera con fijación de techo para 2 hojas	De **12** a **17.5** mm	**150** + **150** kg	1 Ud.

RODILLOS

Material: acero inox AISI 304
Orificios aconsejados GLMRC Ø18 mm
Orificios aconsejados GLMRL Ø20 mm
Herramienta aconsejada para el apriete Art. UT250
Acabado: /9

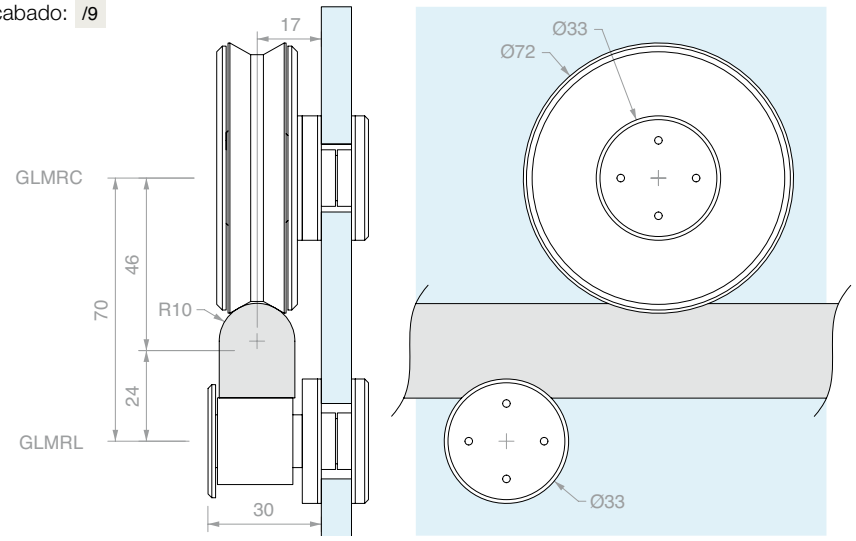

Art.	Descripción	Para vidrios	Cant.
GLMRC	Rodillo de deslizamiento	De **12** a **17.5** mm	1 Ud.
GLMRL	Rodillo anti descarrilamiento	De **12** a **17.5** mm	1 Ud.
GLM8500	Kit N°2 deslizamiento + N°1 anti descarrilamiento	De **12** a **17.5** mm	1 Ud.

RIEL SEMIRREDONDO MACIZO PERFORADO

Material: acero inox AISI 304
Acabado: /8

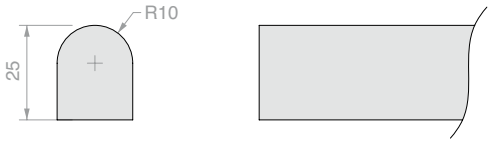

Esquema de perforación del riel:

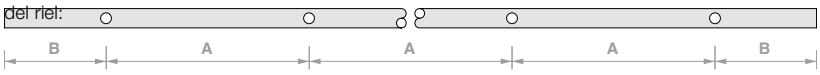

Art.	Longitud	Nº de orificios	Medidas		Cant.
GLMBST200	**2000** mm	**4**	A **567** mm	B **150** mm	1 Ud.
GLMBST300	**3000** mm	**5**	A **675** mm	B **150** mm	1 Ud.
GLMBST400	**4000** mm	**6**	A **740** mm	B **150** mm	1 Ud.
GLMBST	**a medida**	**bajo pedido**	**a medida**		1 Ud.

FIJACIÓN A PARED

Material: acero inox AISI 304
Acabado: /9

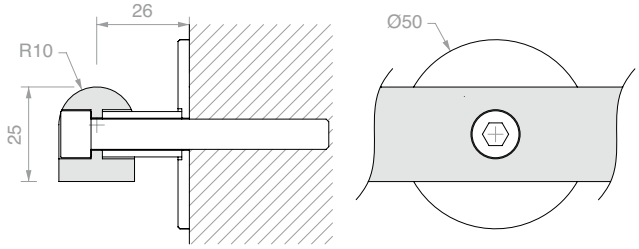

Art.	Descripción	Cant.
GLMATM	Con tornillo **M8** x **80** mm	1 Ud.

FIJACIÓN A VIDRIO

Material: acero inox AISI 304
Orificio aconsejado Ø20 mm
Herramienta aconsejada
para el apriete Art. UT250
Acabado: /9

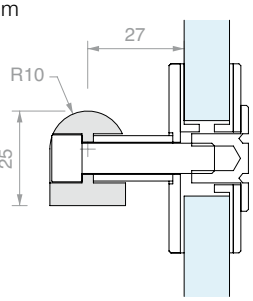

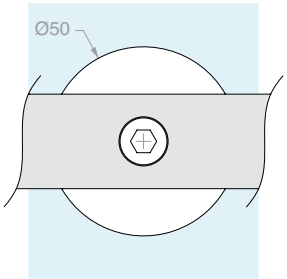

Art.	Descripción	Para vidrios	Cant.
GLMATV	Con tornillo **M8** x **45** mm	De **12** a **17.5** mm	1 Ud.

FIJACIÓN DE TECHO

Material: acero inox AISI 304
Acabado: /9

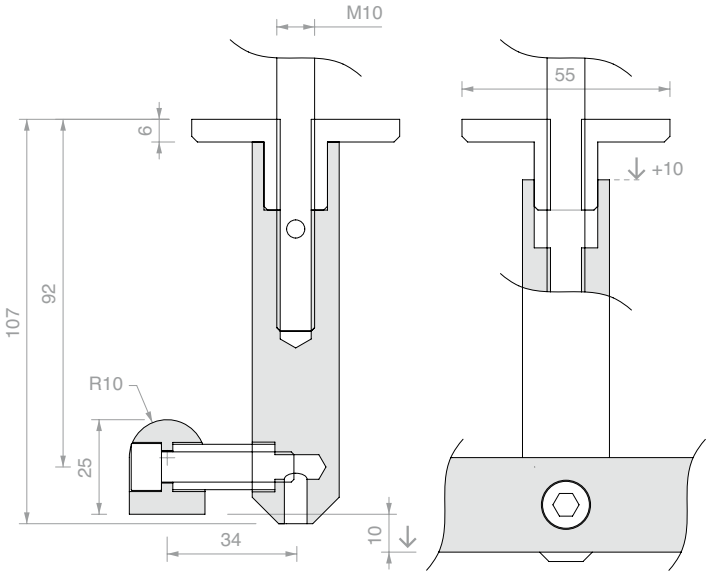

Art.	Descripción	Cant.
GLMATS	Con tornillo **M10** x **160** mm	1 Ud.

TOPE FINAL DE CARRERA

Material: acero inox AISI 304
Acabado: /8

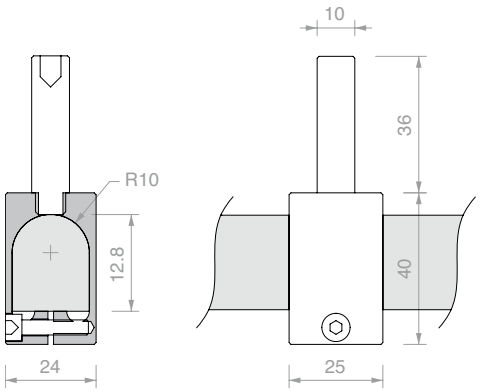

Art.	Cant.
GLMFERM	1 Ud.

ESTRIBO DE BLOQUEO IZQUIERDO

Material: acero inox AISI 304

Acabado: /8

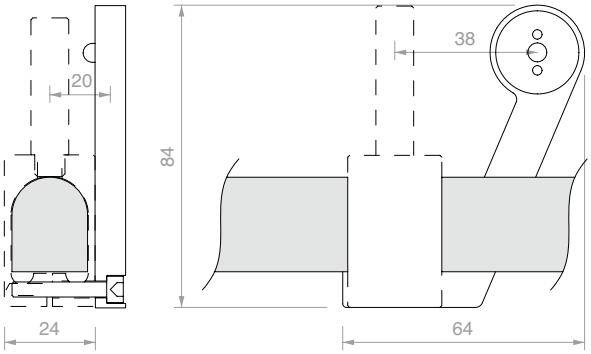

Art.	Cant.
GLMSTOPSX	1 Ud.

ESTRIBO DE BLOQUEO DERECHO

Material: acero inox AISI 304

Acabado: /8

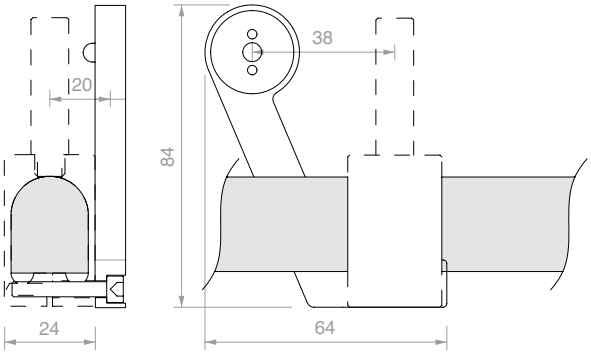

Art.	Cant.
GLMSTOPDX	1 Ud.

GUÍA INFERIOR REGULABLE

Material: aluminio

Acabado: /88

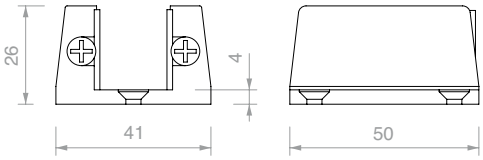

Art.	Para vidrios	Cant.
GLMGREG	De **11** a **19** mm	1 Ud.

LLAVE DE COMPÁS

Material: cuerpo de hierro y pernos de acero

Con la abertura de compás se puede trabajar con radios amplios, para pareja de orificios con entre eje variable de 9 mm a 55 mm

Art.	Descripción	Cant.
UT250	Llave de compás con pernos Ø2.4 mm	1 Ud.
UTC250R	N°2 pernos de recambio Ø2.4 mm	1 Ud.

FIJACIÓN DEL RIEL

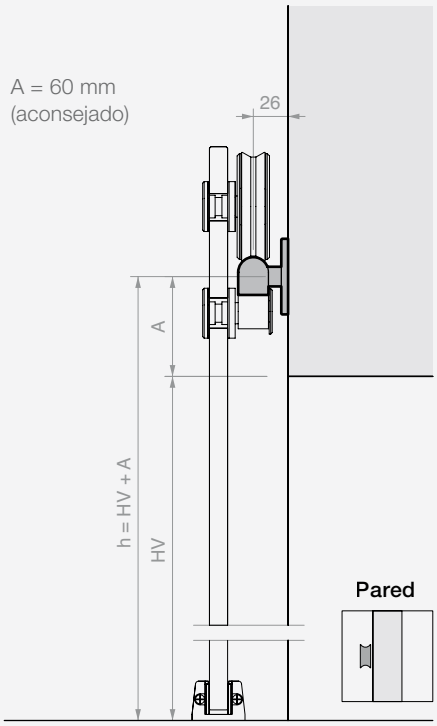

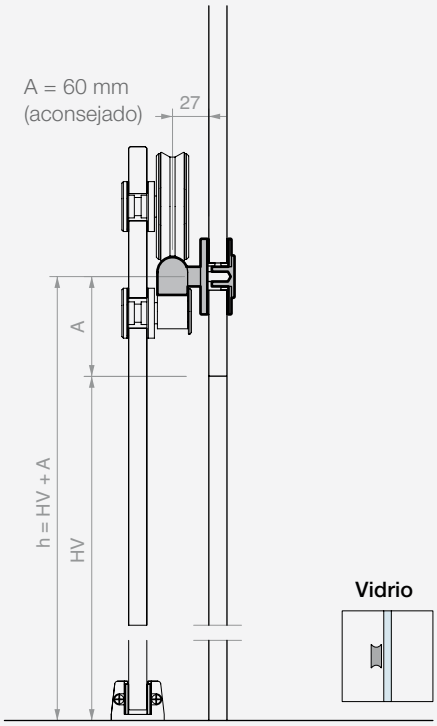

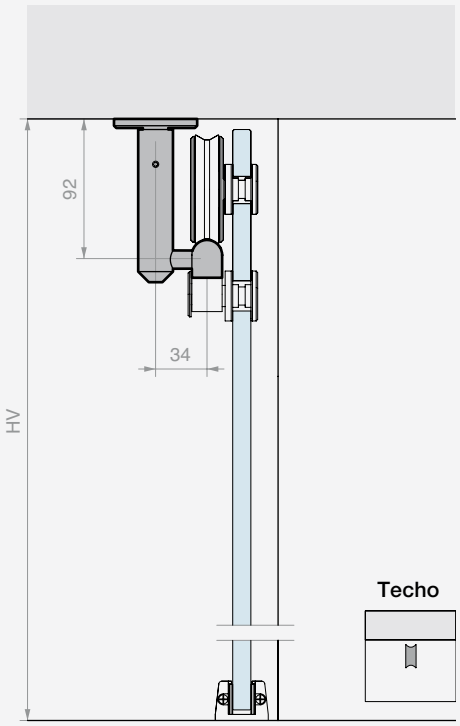

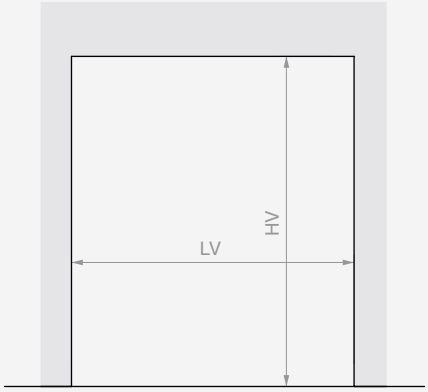

Riel L=2000 mm
LVmax 945 mm

Riel L=3000 mm
LVmax 1445 mm

Riel L=4000 mm
LVmax 1950 mm

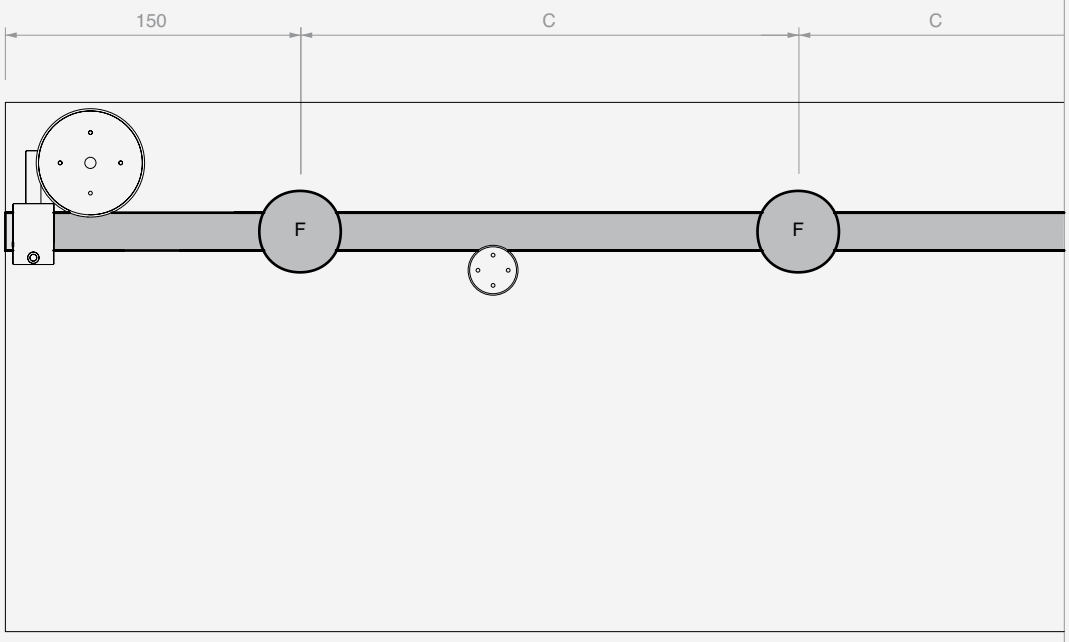

Riel L=2000 mm
4 fijaciones (F)
C=567 mm

Riel L=3000 mm
5 fijaciones (F)
C=675 mm

Riel L=4000 mm
6 fijaciones (F)
C=740 mm

CÁLCULO DE DIMENSIONES Y TALADRADO DE PANELES DE VIDRIO

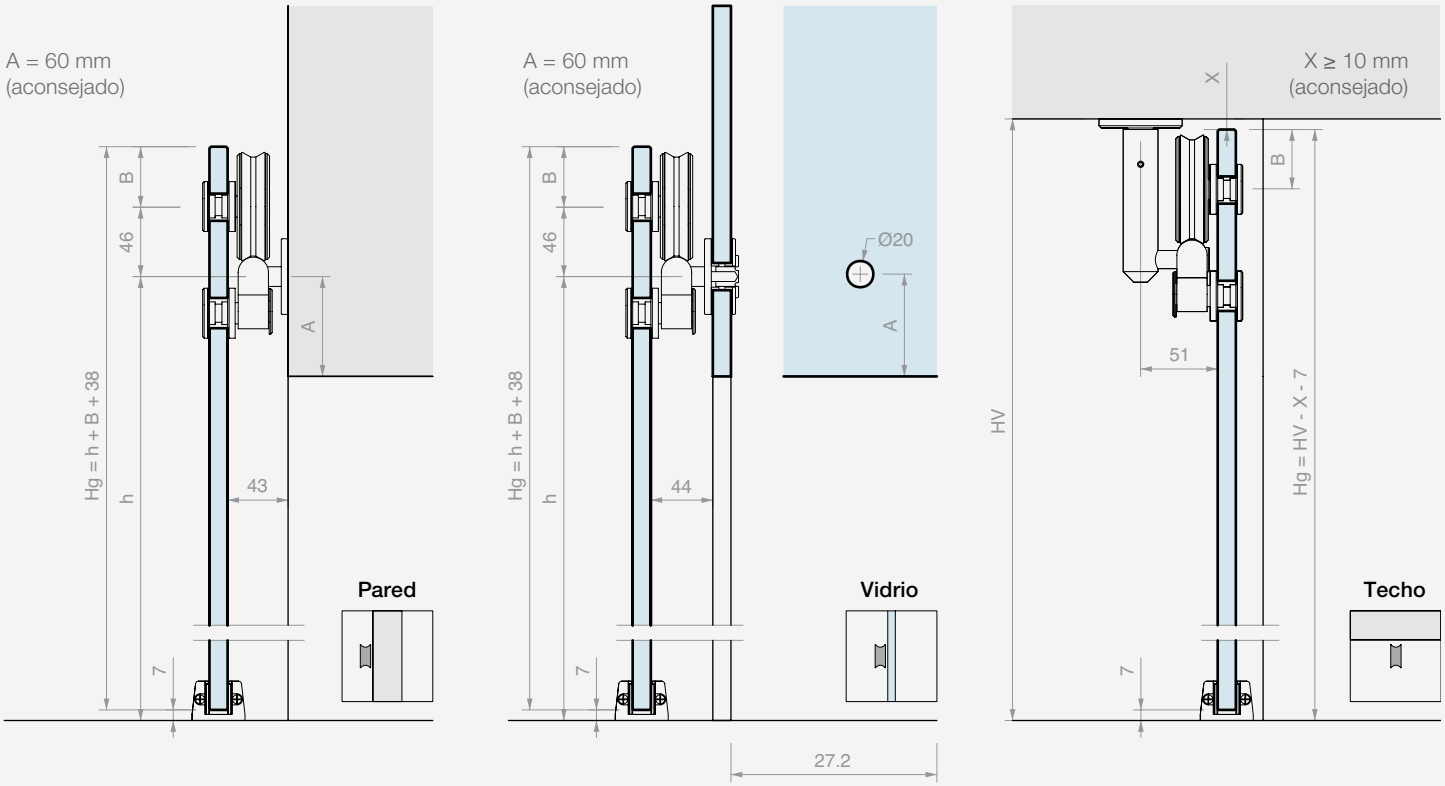

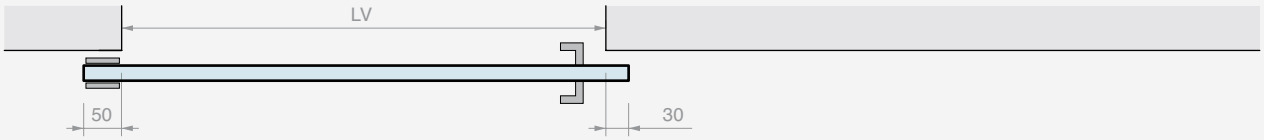

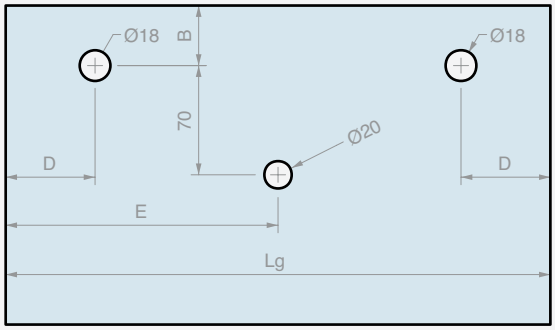

Lg = LV + 80
D ≥ 95 mm
E = Lg / 2

FIJACIÓN A PARED / VIDRIO
B ≥ 40 mm (aconsejado)

FIJACIÓN DE TECHO
B = 47 mm - X

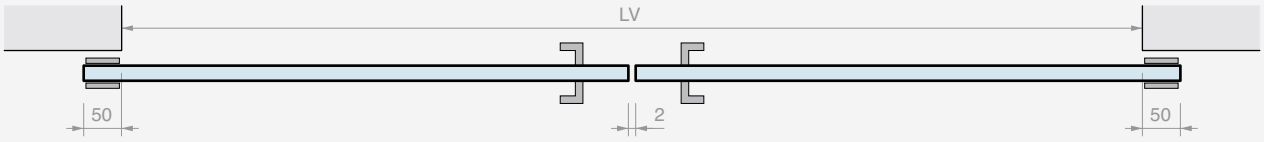

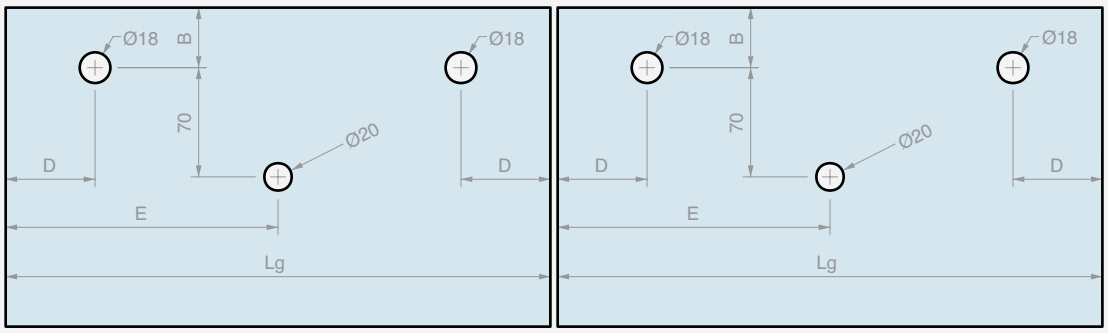

Lg = (LV + 98) / 2
D ≥ 95 mm
E = Lg / 2

FIJACIÓN A
PARED / VIDRIO
B ≥ 40 mm
(aconsejado)

FIJACIÓN DE TECHO
B = 47 mm - X

GIUMAX 6500

Sistema corredero de acero inoxidable AISI 304, con un riel portante macizo a sección semirredonda, carros a vista y accesorios de fijación.

Carro con un estribo portante de conexión en «T», dos ruedas, rodillo anti descarrilamiento y dos tapas para fijar la hoja. La pareja de carros permite deslizar una hoja con un grande espesor, entre 12 y 17.5 mm, y un peso considerable, hasta 150 kg.

La tecnología del carro permite regular la altura de las tapas para facilitar el ajuste de la posición de la hoja de la puerta.

Los elementos de fijación permiten efectuar el montaje frontal del riel en función del tipo de instalación: a pared o a pared de vidrio.

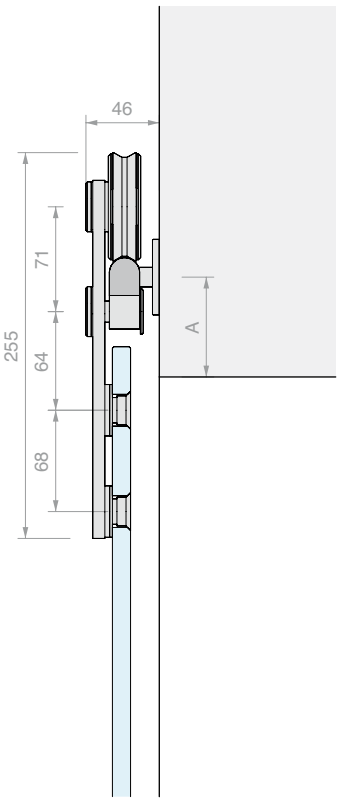

Pared

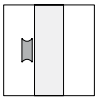

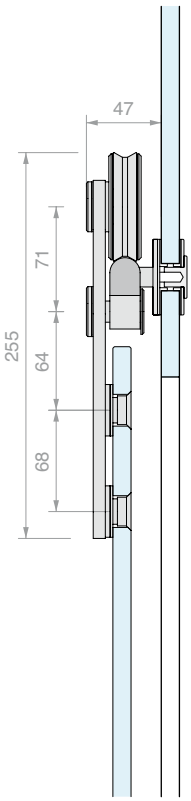

Vidrio

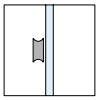

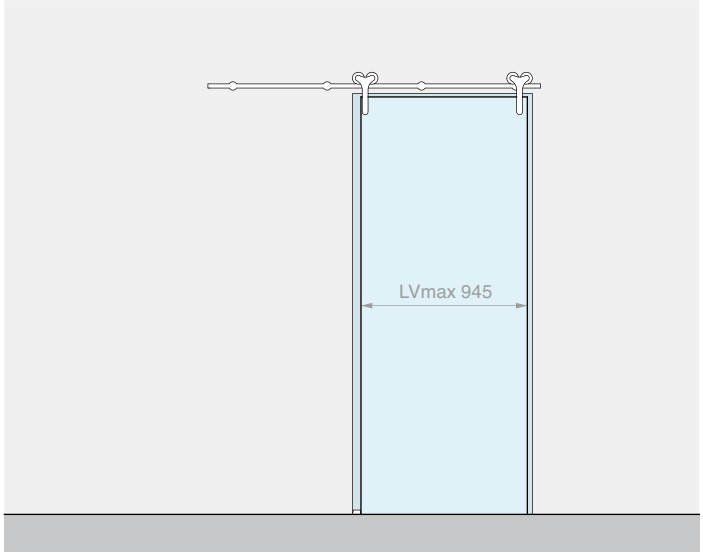

Kit formado por: Acabado: /9

Art.	Descripción	Cant.
GLM6500	Kit N°2 carros	1 Ud.
GLMBST200	Riel semirredondo L=2000 mm	1 Ud.
GLMATM	Fijación a pared	4 Uds.
GLMFERM	Tope final de carrera	2 Uds.
GLMGREG	Guía inferior regulable	1 Ud.
Opcional		
GLMSTOPSX	Estribo de bloqueo izquierda	1 Ud.
GLMSTOPDX	Estribo de bloqueo derecha	1 Ud.
UT250	Llave de compás	1 Ud.

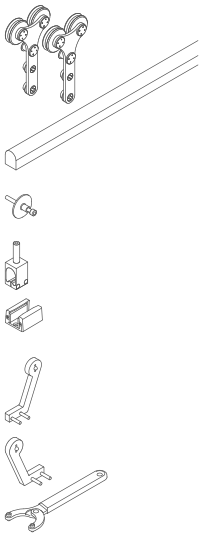

Art.	Descripción	Para vidrios	Pmax	Cant.
GM65002MUR	Kit corredera con fijación a pared	De **12** a **17.5** mm	**150** kg	1 Ud.

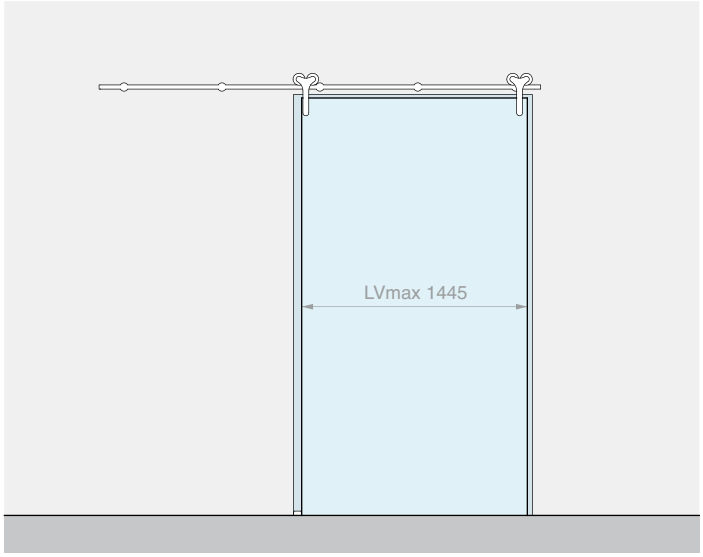

Kit formado por: Acabado: /9

Art.	Descripción	Cant.
GLM6500	Kit N°2 carros	1 Ud.
GLMBST300	Riel semirredondo L=3000 mm	1 Ud.
GLMATM	Fijación a pared	5 Uds.
GLMFERM	Tope final de carrera	2 Uds.
GLMGREG	Guía inferior regulable	1 Ud.
Opcional		
GLMSTOPSX	Estribo de bloqueo izquierda	1 Ud.
GLMSTOPDX	Estribo de bloqueo derecha	1 Ud.
UT250	Llave de compás	1 Ud.

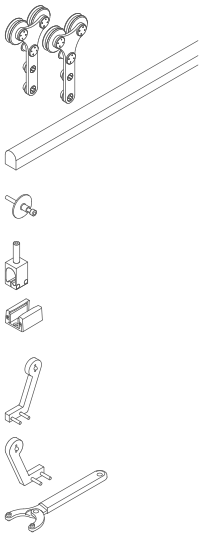

Art.	Descripción	Para vidrios	Pmax	Cant.
GM65003MUR	Kit corredera con fijación a pared	De **12** a **17.5** mm	**150** kg	1 Ud.

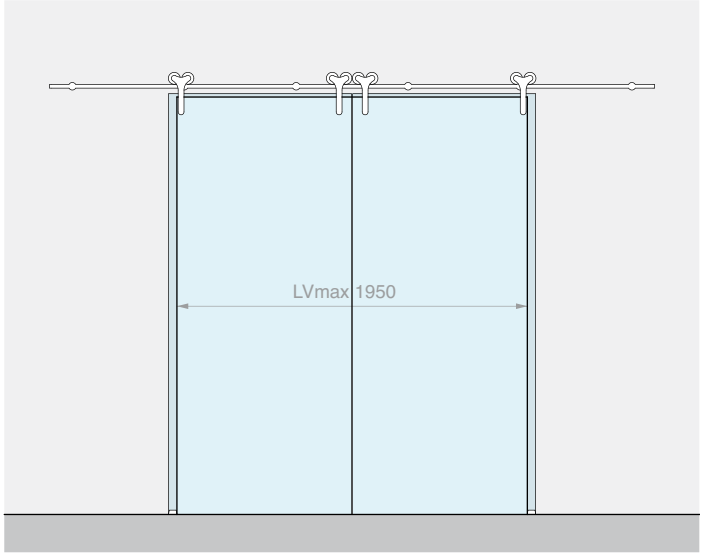

Kit formado por: Acabado: /9

Art.	Descripción	Cant.
GLM6500	Kit N°2 carros	2 Uds.
GLMBST400	Riel semirredondo L=4000 mm	1 Ud.
GLMATM	Fijación a pared	6 Uds.
GLMFERM	Tope final de carrera	4 Uds.
GLMGREG	Guía inferior regulable	2 Uds.
Opcional		
GLMSTOPSX	Estribo de bloqueo izquierda	1 Ud.
GLMSTOPDX	Estribo de bloqueo derecha	1 Ud.
UT250	Llave de compás	1 Ud.

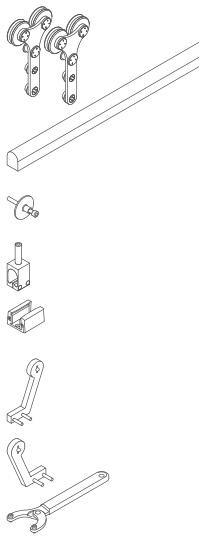

Art.	Descripción	Para vidrios	Pmax	Cant.
GM65004MUR	Kit corredera con fijación a pared para 2 hojas	De **12** a **17.5** mm	**150** + **150** kg	1 Ud.

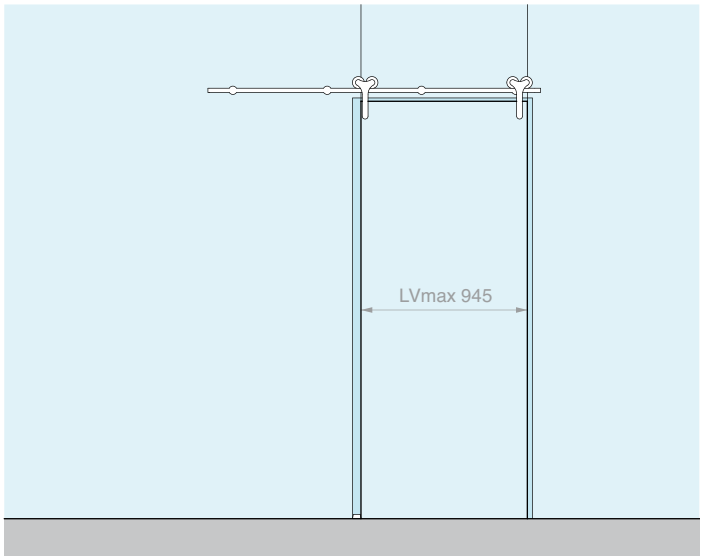

Kit formado por: Acabado: /9

Art.	Descripción	Cant.
GLM6500	Kit N°2 carros	1 Ud.
GLMBST200	Riel semirredondo L=2000 mm	1 Ud.
GLMATV	Fijación a vidrio	4 Uds.
GLMFERM	Tope final de carrera	2 Uds.
GLMGREG	Guía inferior regulable	1 Ud.
Opcional		
GLMSTOPSX	Estribo de bloqueo izquierda	1 Ud.
GLMSTOPDX	Estribo de bloqueo derecha	1 Ud.
UT250	Llave de compás	1 Ud.

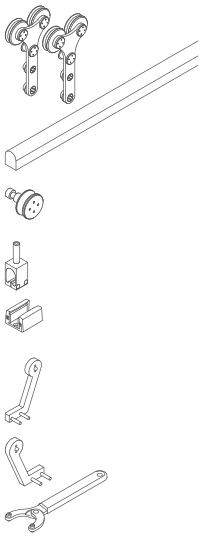

Art.	Descripción	Para vidrios	Pmax	Cant.
GM65002VET	Kit corredera con fijación a vidrio	De **12** a **17.5** mm	**150** kg	1 Ud.

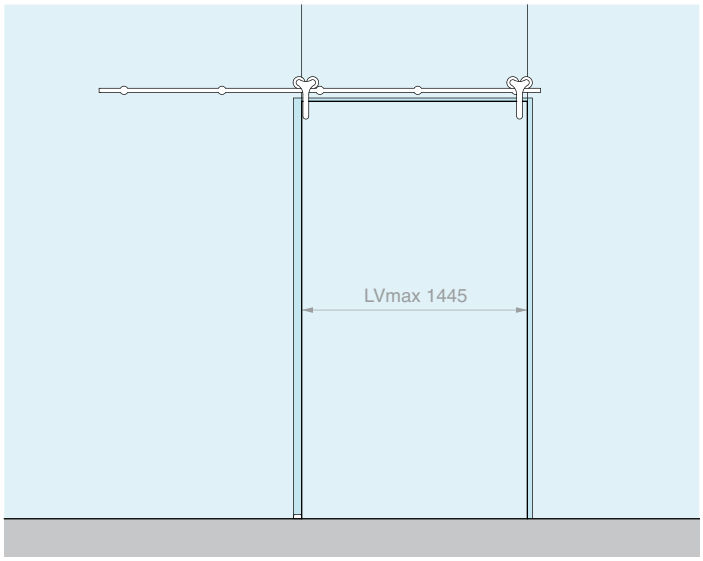

Kit formado por: Acabado: /9

Art.	Descripción	Cant.
GLM6500	Kit N°2 carros	1 Ud.
GLMBST300	Riel semirredondo L=3000 mm	1 Ud.
GLMATV	Fijación a vidrio	5 Uds.
GLMFERM	Tope final de carrera	2 Uds.
GLMGREG	Guía inferior regulable	1 Ud.
Opcional		
GLMSTOPSX	Estribo de bloqueo izquierda	1 Ud.
GLMSTOPDX	Estribo de bloqueo derecha	1 Ud.
UT250	Llave de compás	1 Ud.

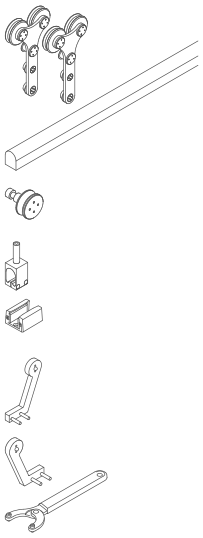

Art.	Descripción	Para vidrios	Pmax	Cant.
GM65003VET	Kit corredera con fijación a vidrio	De **12** a **17.5** mm	**150** kg	1 Ud.

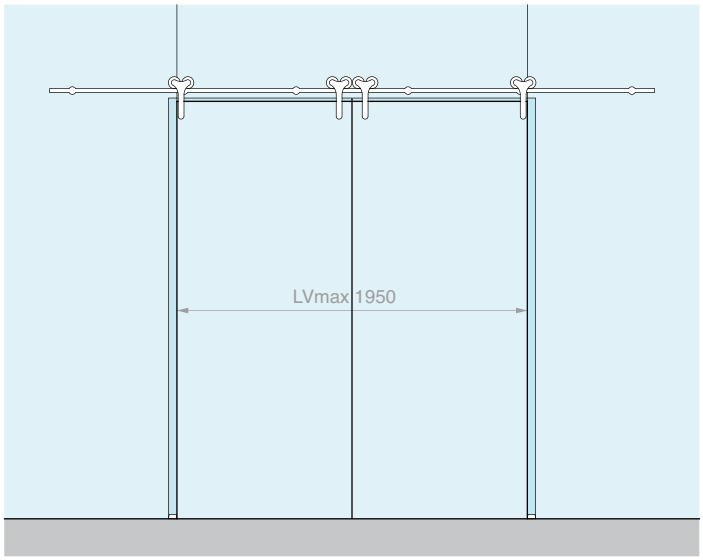

Kit formado por: Acabado: /9

Art.	Descripción	Cant.
GLM6500	Kit N°2 carros	2 Uds.
GLMBST400	Riel semirredondo L=4000 mm	1 Ud.
GLMATV	Fijación a vidrio	6 Uds.
GLMFERM	Tope final de carrera	4 Uds.
GLMGREG	Guía inferior regulable	2 Uds.
Opcional		
GLMSTOPSX	Estribo de bloqueo izquierda	1 Ud.
GLMSTOPDX	Estribo de bloqueo derecha	1 Ud.
UT250	Llave de compás	1 Ud.

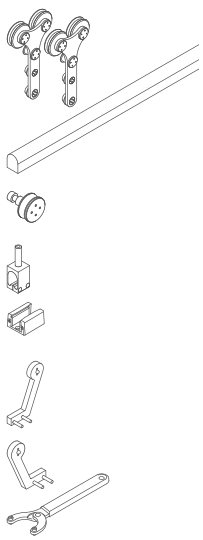

Art.	Descripción	Para vidrios	Pmax	Cant.
GM65004VET	Kit corredera con fijación a vidrio para 2 hojas	De **12** a **17.5** mm	**150** + **150** kg	1 Ud.

CARRO

Material: acero inox AISI 304
Orificios recomendados Ø21 mm, avellanado profundo 2 mm
Herramienta aconsejada para el apriete Art. UT250
Acabado: /9

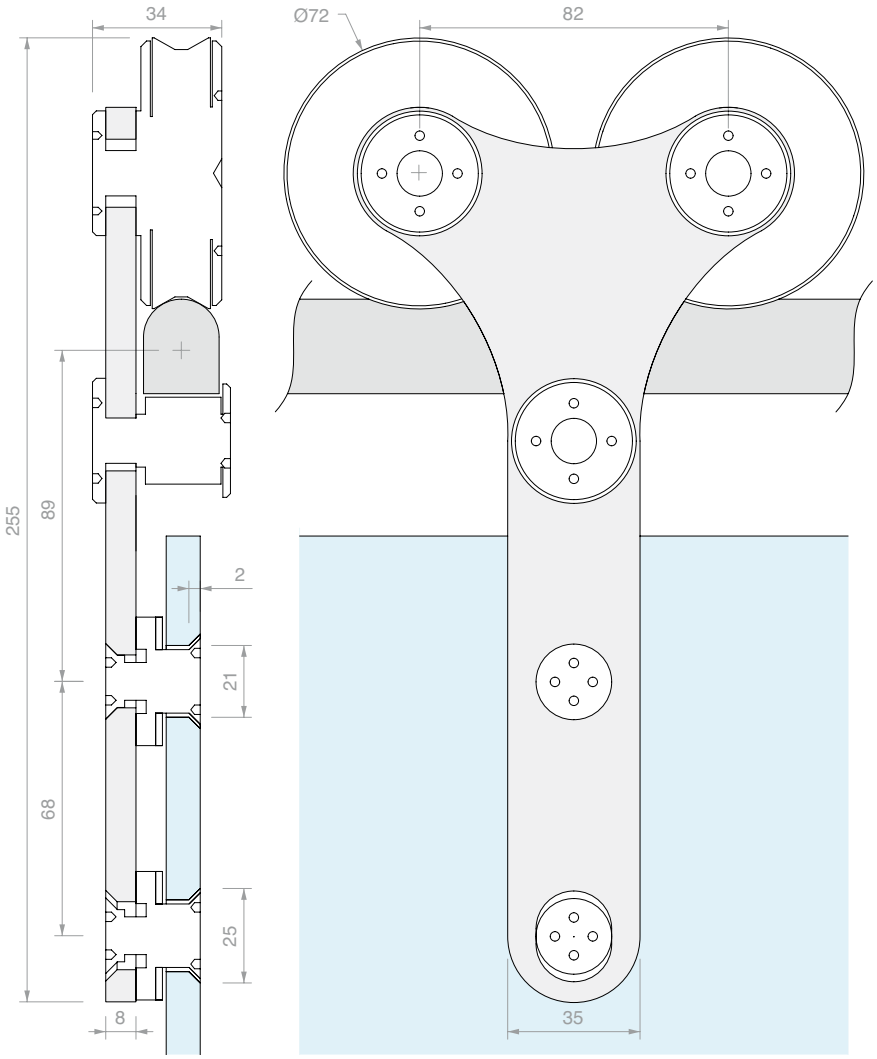

Art.	Descripción	Para vidrios	Cant.
GLM6550	Carro individual	De **12** a **17.5** mm	1 Ud.
GLM6500	Kit N°2 carros	De **12** a **17.5** mm	1 Ud.

RIEL SEMIRREDONDO MACIZO PERFORADO

Material: acero inox AISI 304
Acabado: /8

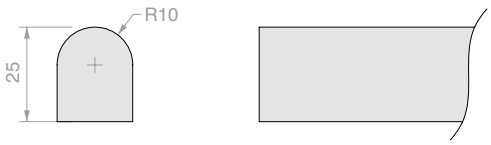

Esquema de perforación del riel:

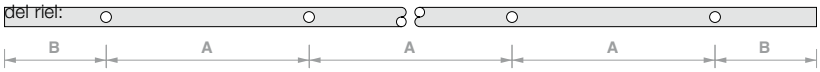

Art.	Longitud	Nº de orificios	Medidas		Cant.
GLMBST200	**2000** mm	**4**	A **567** mm	B **150** mm	1 Ud.
GLMBST300	**3000** mm	**5**	A **675** mm	B **150** mm	1 Ud.
GLMBST400	**4000** mm	**6**	A **740** mm	B **150** mm	1 Ud.
GLMBST	**a medida**	**bajo pedido**	**a medida**		1 Ud.

FIJACIÓN A PARED

Material: acero inox AISI 304

Acabado: /9

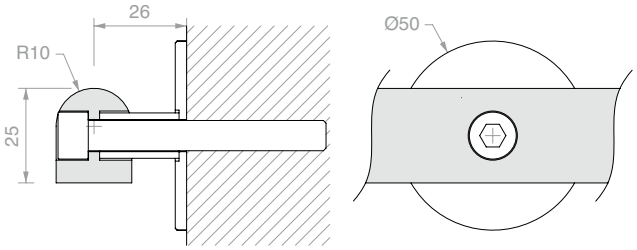

Art.	Descripción	Cant.
GLMATM	Con tornillo **M8** x **80** mm	1 Ud.

FIJACIÓN A VIDRIO

Material: acero inox AISI 304

Orificio aconsejado Ø20 mm

Herramienta aconsejada para el apriete Art. UT250

Acabado: /9

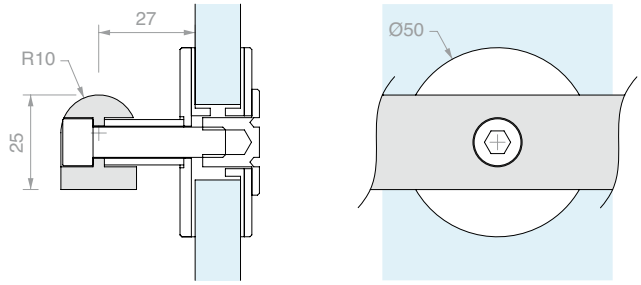

Art.	Descripción	Para vidrios	Cant.
GLMATV	Con tornillo **M8** x **45** mm	De **12** a **17.5** mm	1 Ud.

TOPE FINAL DE CARRERA

Material: acero inox AISI 304

Acabado: /8

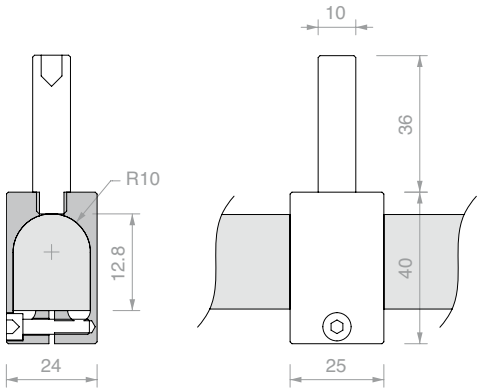

Art.	Cant.
GLMFERM	1 Ud.

ESTRIBO DE BLOQUEO IZQUIERDO

Material: acero inox AISI 304

Acabado: /8

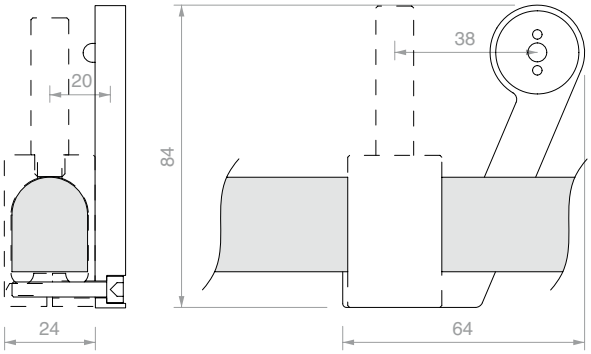

Art.	Cant.
GLMSTOPSX	1 Ud.

ESTRIBO DE BLOQUEO DERECHO

Material: acero inox AISI 304

Acabado: /8

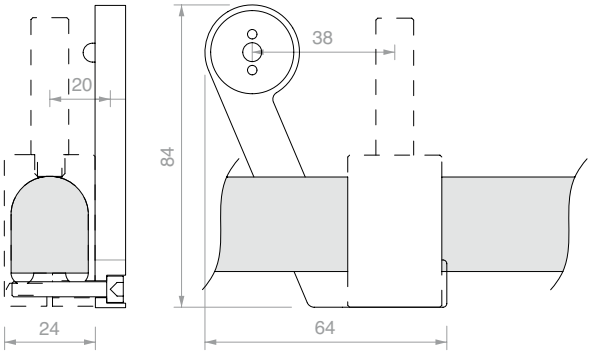

Art.	Cant.
GLMSTOPDX	1 Ud.

GUÍA INFERIOR REGULABLE

Material: aluminio

Acabado: /88

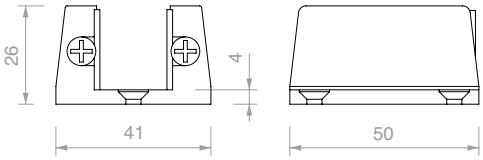

Art.	Para vidrios	Cant.
GLMGREG	De **11** a **19** mm	1 Ud.

LLAVE DE COMPÁS

Material: cuerpo de hierro y pernos de acero

Con la abertura de compás se puede trabajar con radios amplios, para pareja de orificios con entre eje variable de 9 mm a 55 mm

Art.	Descripción	Cant.
UT250	Llave de compás con pernos Ø2.4 mm	1 Ud.
UTC250R	N°2 pernos de recambio Ø2.4 mm	1 Ud.

FIJACIÓN DEL RIEL

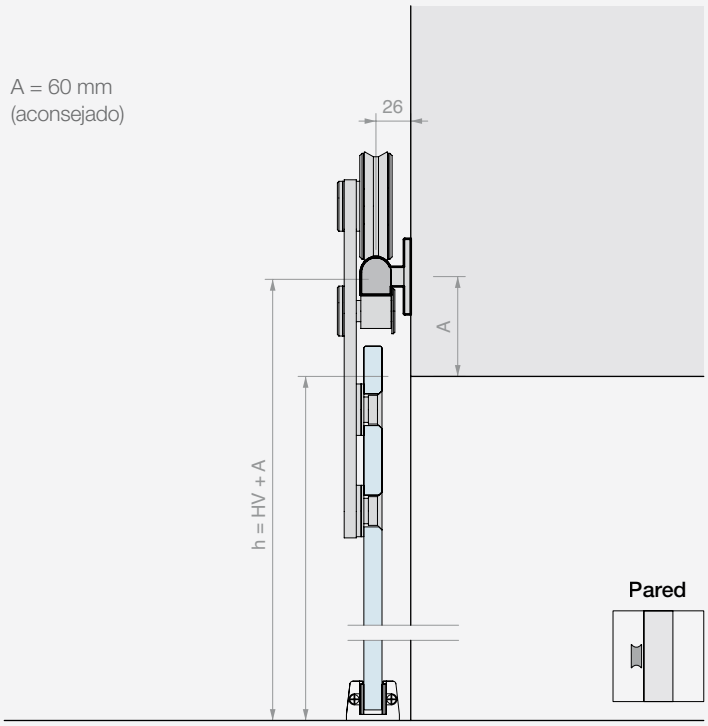

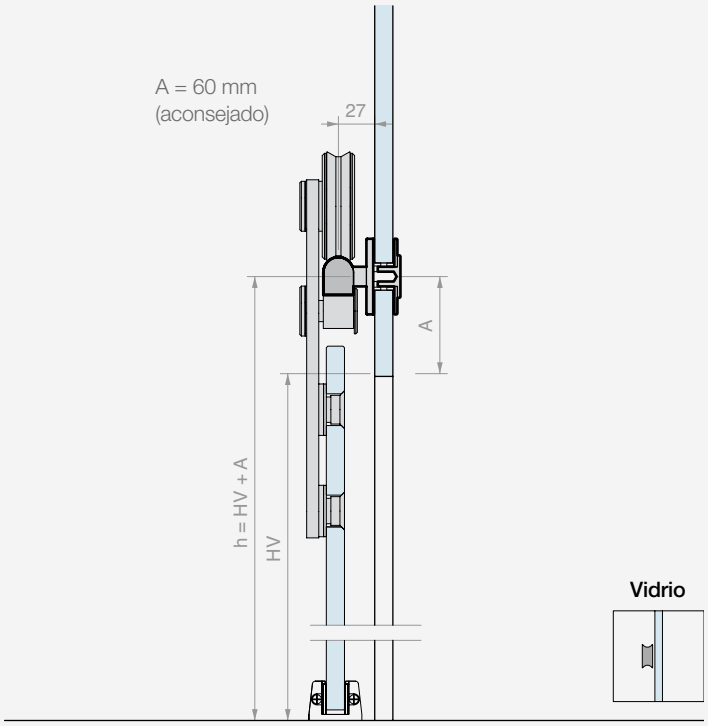

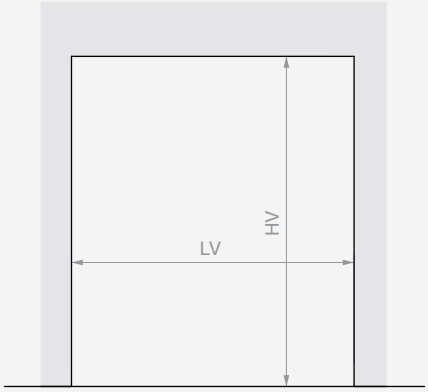

Riel L=2000 mm
LVmax 945 mm

Riel L=3000 mm
LVmax 1445 mm

Riel L=4000 mm
LVmax 1950 mm

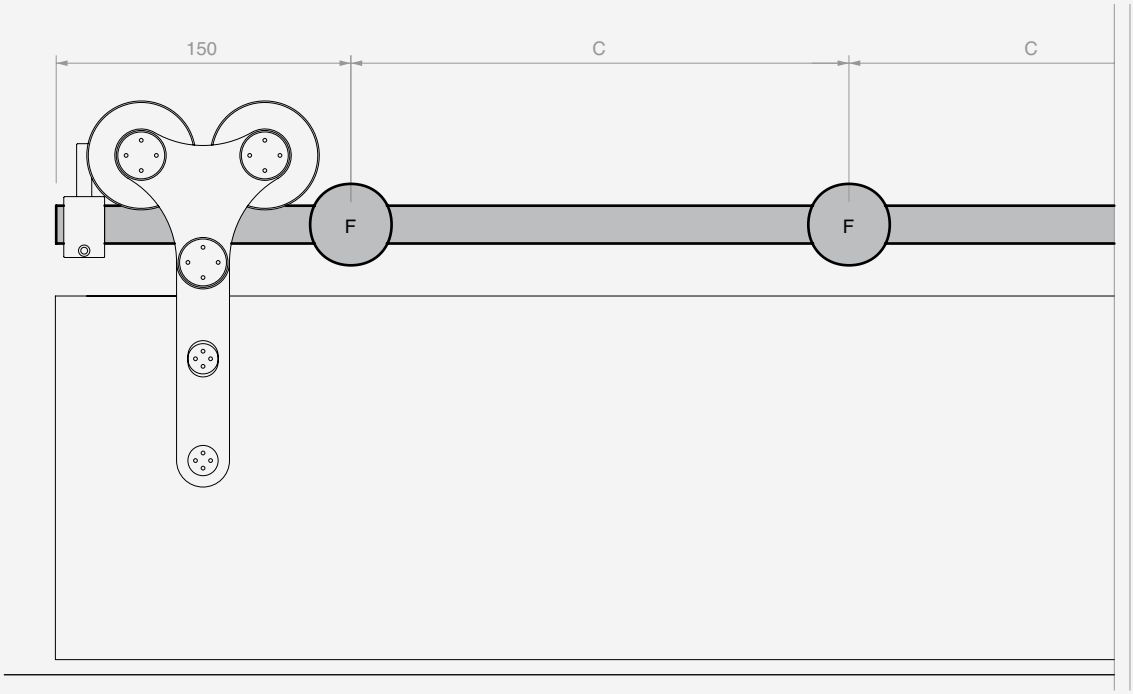

Riel L=2000 mm
4 fijaciones (F)
C=567 mm

Riel L=3000 mm
5 fijaciones (F)
C=675 mm

Riel L=4000 mm
6 fijaciones (F)
C=740 mm

CÁLCULO DE DIMENSIONES Y TALADRADO DE PANELES DE VIDRIO

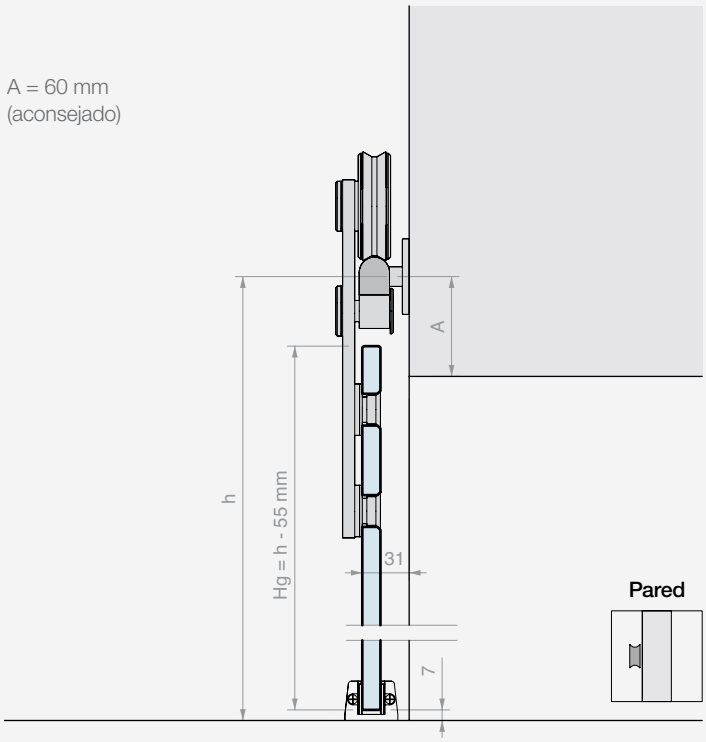

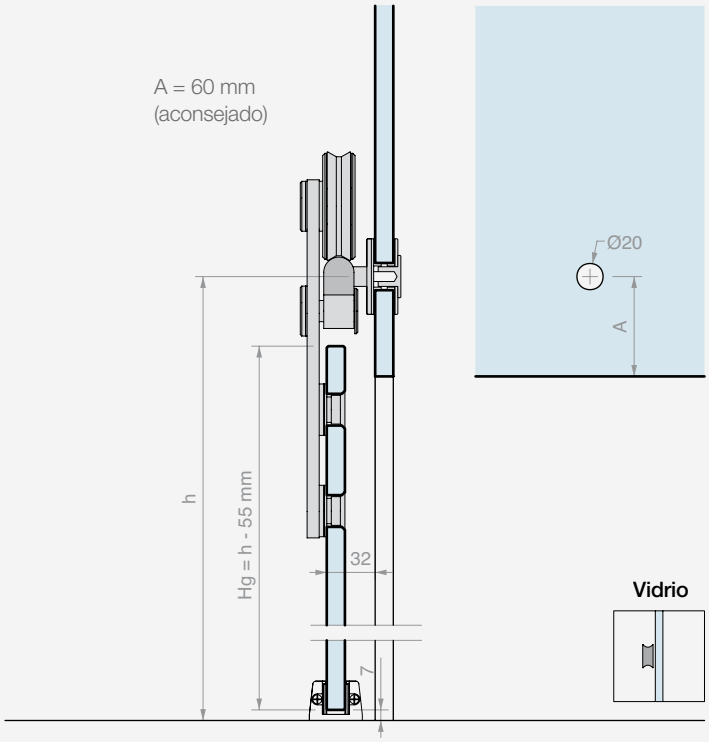

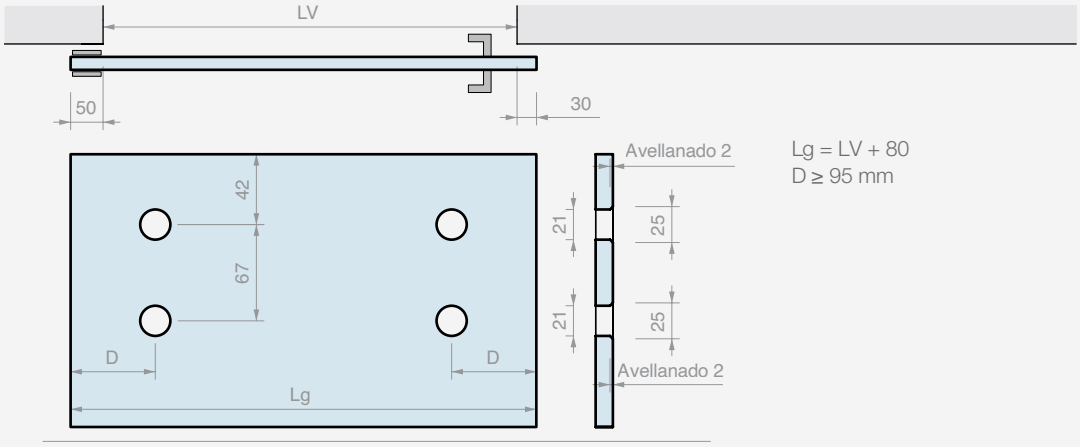

Lg = LV + 80
D ≥ 95 mm

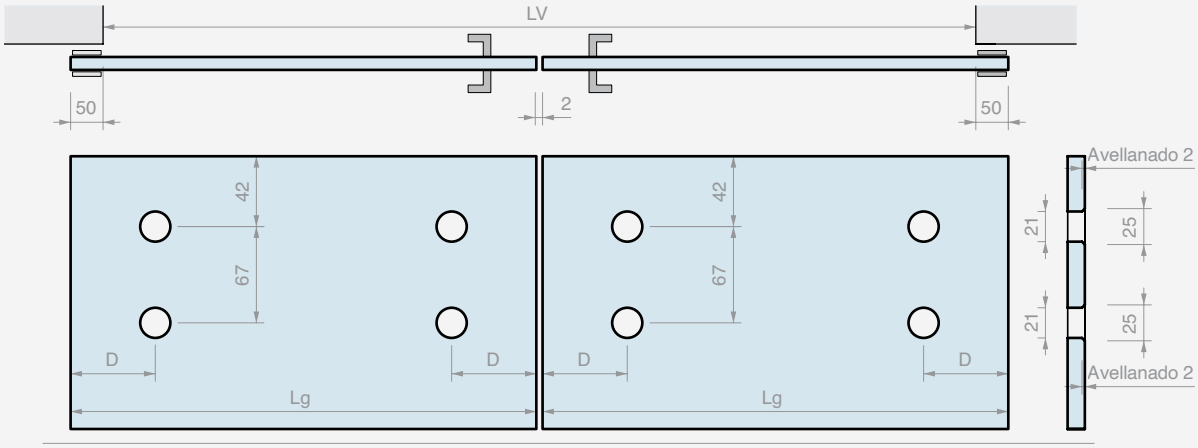

Lg = (LV + 98) / 2
D ≥ 95 mm

GIUMAX 3500

Sistema corredero de acero inoxidable AISI 304, constituido por un riel macizo a sección redonda, carros a vista y accesorios de fijación.

El carro se compone de un estribo de conexión, un rodillo y un perno anti descarrilamiento. El estribo de conexión tiene orificios para fijar el panel. La pareja de rodillos permite deslizar una hoja con marco con un espesor mínimo de 30 mm y un peso de hasta 80kg.

La tecnología del carro permite regular la altura del rodillo para facilitar el ajuste de la posición de la hoja de la puerta. Los elementos de fijación permiten montar el riel a la pared.

Pared

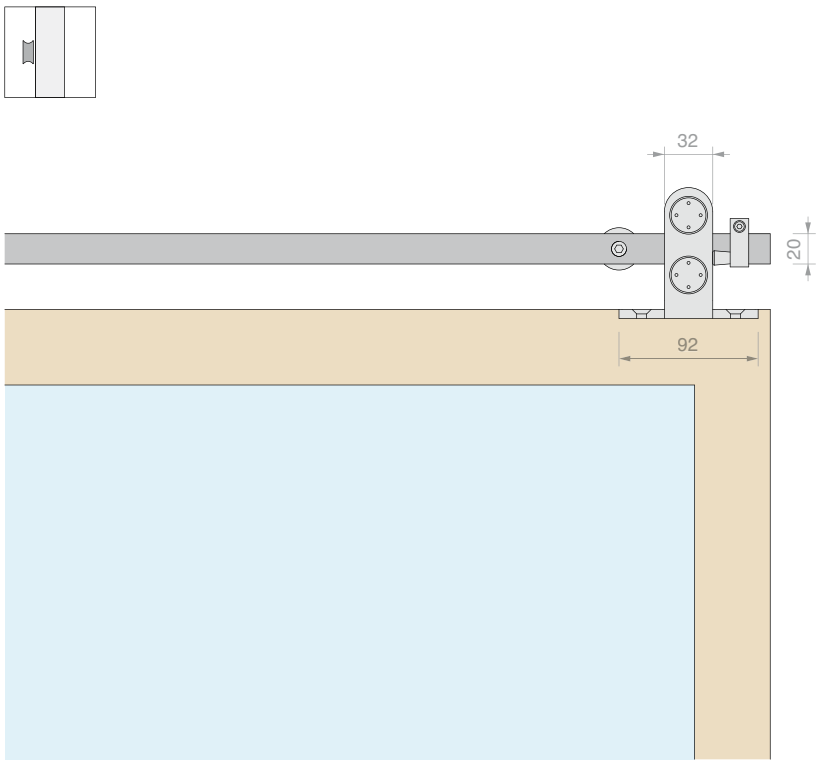

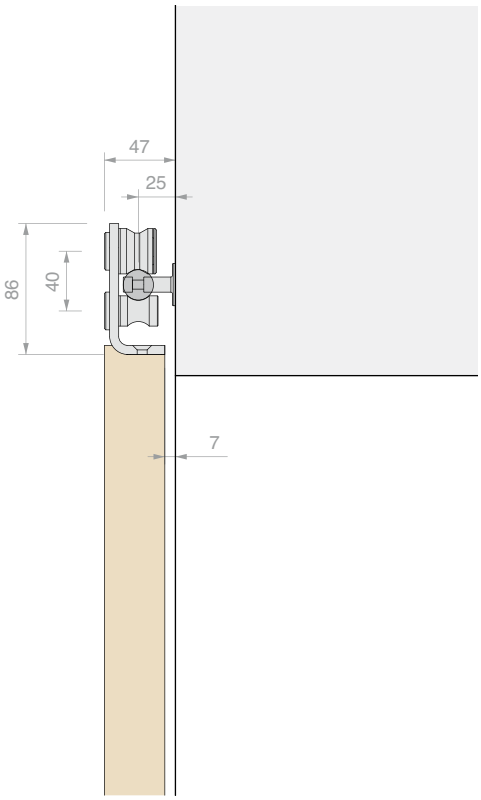

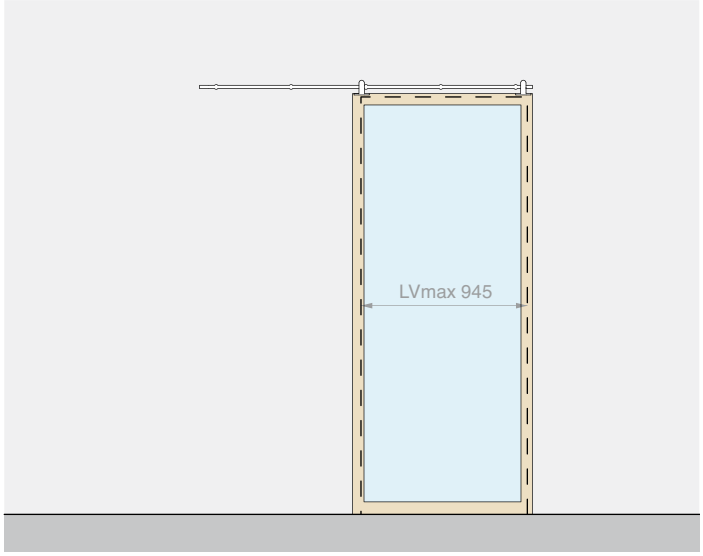

Kit formado por: Acabado: /8

Art.	Descripción	Cant.
GNW3500	Kit N°2 carros	1 Ud.
GLMTND20	Riel redondo L=2000 mm	1 Ud.
GNW20	Fijación a pared	5 Uds.
GLM3023	Tope final de carrera oval	2 Uds.
057.3010.001	Guía inferior	1 Ud.

Opcional

UT200	Llave de compás	1 Ud.

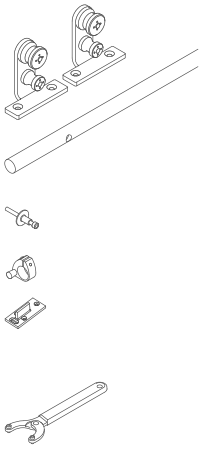

Art.	Descripción	Para hojas	Pmax	Cant.
GNW35002	Kit corredera con fijación a pared	≥ **30** mm	**80** kg	1 Ud.

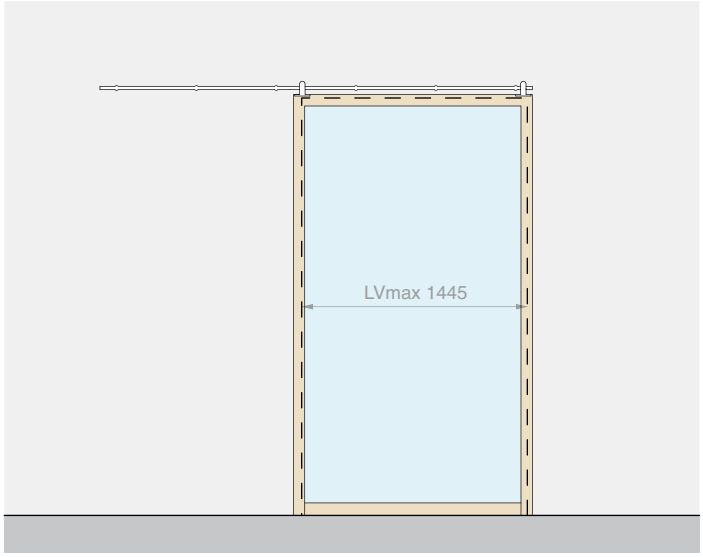

Kit formado por: Acabado: /8

Art.	Descripción	Cant.
GNW3500	Kit N°2 carros	1 Ud.
GLMTND30	Riel redondo L=3000 mm	1 Ud.
GNW20	Fijación a pared	6 Uds.
GLM3023	Tope final de carrera oval	2 Uds.
057.3010.001	Guía inferior	1 Ud.

Opcional

UT200	Llave de compás	1 Ud.

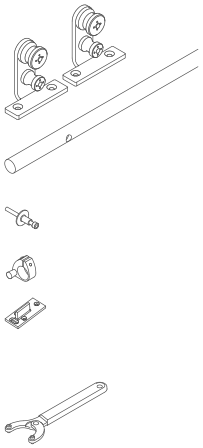

Art.	Descripción	Para hojas	Pmax	Cant.
GNW35003	Kit corredera con fijación a pared	≥ **30** mm	**80** kg	1 Ud.

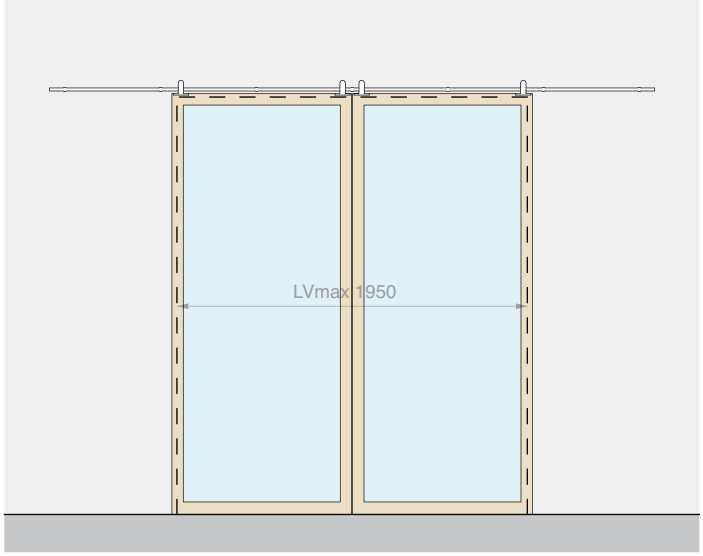

Kit formado por: Acabado: /8

Art.	Descripción	Cant.
GNW3500	Kit N°2 carros	2 Uds.
GLMTND40	Riel redondo L=4000 mm	1 Ud.
GNW20	Fijación a pared	7 Uds.
GLM3023	Tope final de carrera oval	4 Uds.
057.3010.001	Guía inferior	2 Uds.

Opcional

UT200	Llave de compás	1 Ud.

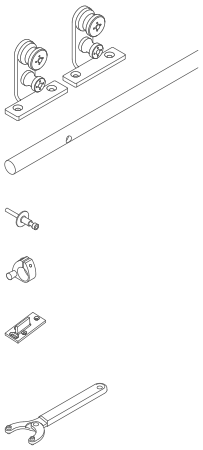

Art.	Descripción	Para hojas	Pmax	Cant.
GNW35004	Kit corredera con fijación a pared para 2 hojas	≥ **30** mm	**80** + **80** kg	1 Ud.

CARRO

Material: acero inox AISI 304

Herramienta aconsejada para el apriete Art. UT200

Acabado: /9 /15

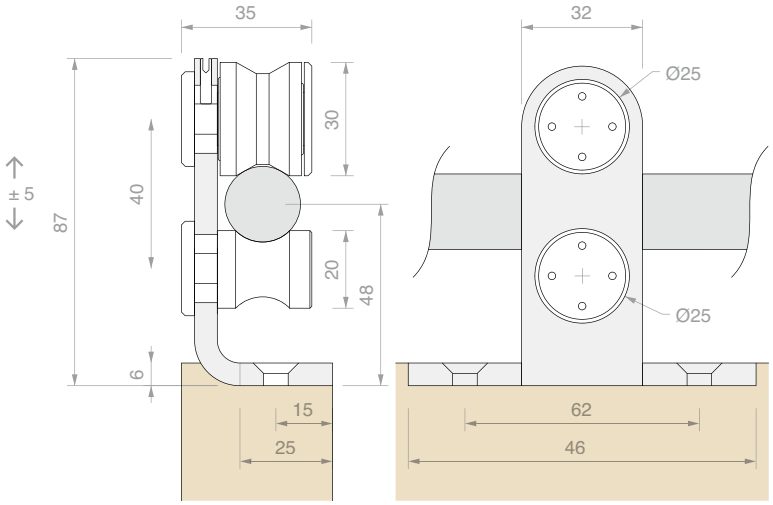

Art.	Descripción	Cant.
GNW3550	Carro individual	1 Ud.
GNW3500	Kit N°2 carros	1 Ud.

RIEL REDONDO MACIZO PERFORADO

Material: acero inox AISI 304

Acabado: /8 /15

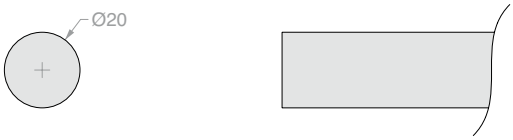

Esquema de perforación del riel:



Art.	Longitud	Nº de orificios	Medidas		Cant.
GLMTND20	**2000** mm	**5**	A **450** mm	B **100** mm	1 Ud.
GLMTND30	**3000** mm	**6**	A **560** mm	B **100** mm	1 Ud.
GLMTND40	**4000** mm	**7**	A **633** mm	B **100** mm	1 Ud.
GLMBDLN15	**a medida**	**-**	**-**	**-**	1 m
GLMFORO	**Orificio** para GLMBDLN15	**1**	**a medida**	**a medida**	1 Ud.

FIJACIÓN A PARED

Material: acero inox AISI 304

Acabado: /9 /15

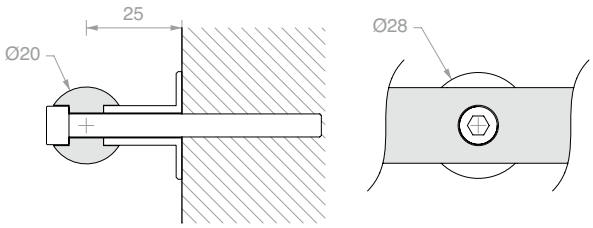

Art.	Descripción	Cant.
GNW20	Con tornillo **M6** x **60** mm	1 Ud.

FIJACIÓN A PARED LATERAL

Material: acero inox AISI 304

Acabado: /9 /15

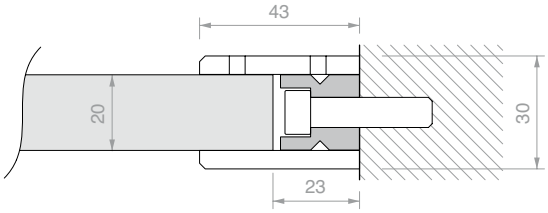

Art.	Cant.
GLMDSTP	1 Ud.

TOPE FINAL DE CARRERA OVAL CON STOP DE GOMA

Material: acero inox AISI 304

Acabado: /9 /15

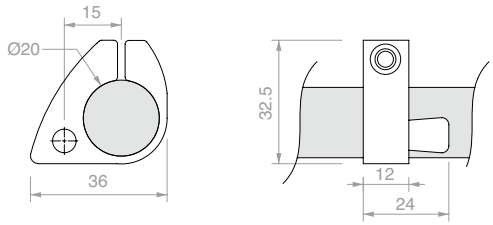

Art.	Cant.
GLM3023	1 Ud.

GUÍA INFERIOR

Material: plástico

Acabado: /6

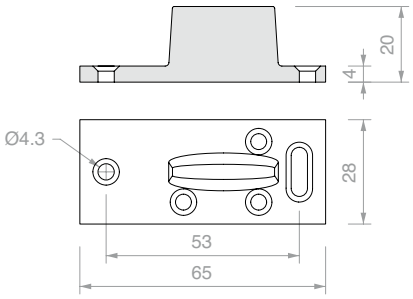

Art.	Cant.
057.3010.001	1 Ud.

LLAVE DE COMPÁS

Material: cuerpo de hierro y pernos de acero

Con la abertura de compás se puede trabajar con radios amplios, para pareja de orificios con entre eje variable de 9 mm a 55 mm

Art.	Descripción	Cant.
UT200	Llave de compás con pernos Ø1.9 mm	1 Ud.
UTC200R	N°2 pernos de recambio Ø1.9 mm	1 Ud.

FIJACIÓN DEL RIEL

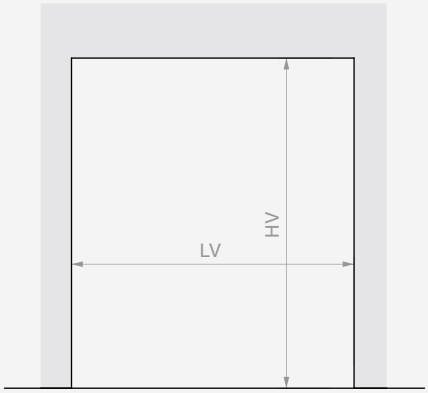

Riel L=2000 mm
LVmax 945 mm

Riel L=3000 mm
LVmax 1445 mm

Riel L=4000 mm
LVmax 1950 mm

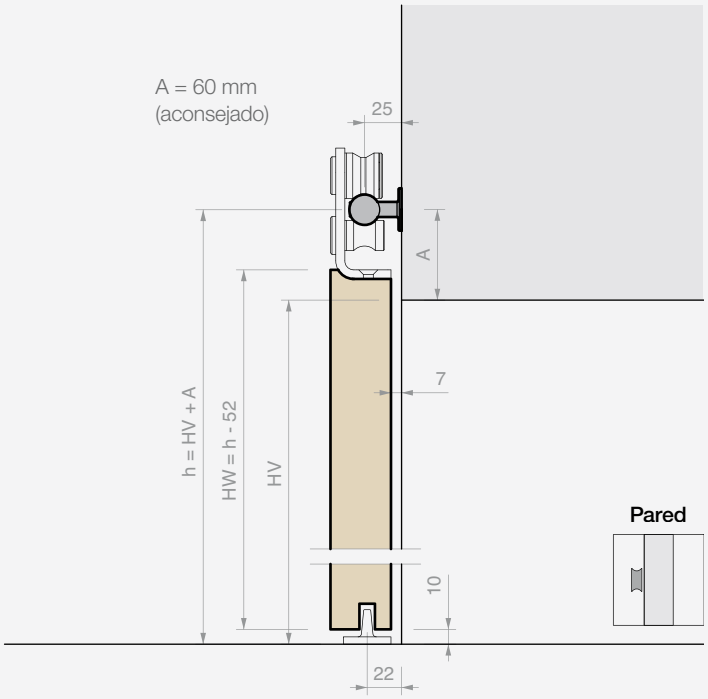

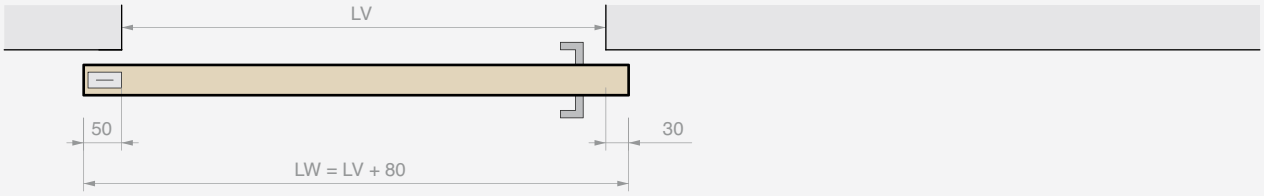

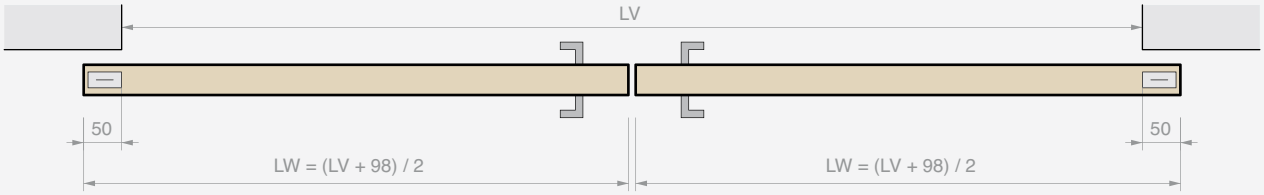

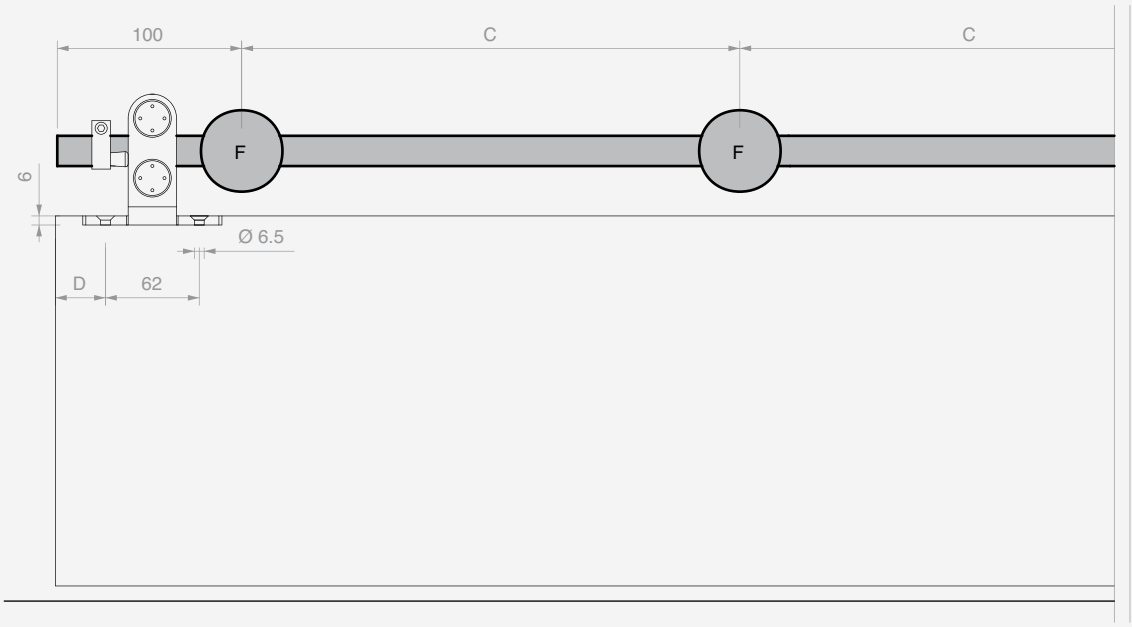

Riel L=2000 mm
5 fijaciones (F)
C=450 mm
D ≥ 45 mm

Riel L=3000 mm
6 fijaciones (F)
C=560 mm
D ≥ 45 mm

Riel L=4000 mm
7 fijaciones (F)
C=633 mm
D ≥ 45 mm

CIERRE PARA CORREDERAS CON EMPUÑADURA

Material: Acero inox AISI 304

Se suministra con cilindro europeo con 3 llaves

Acabado: /8 /15

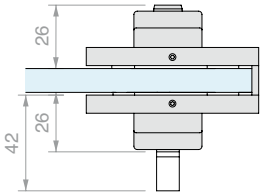

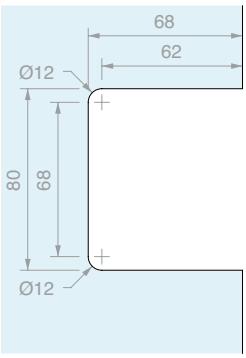

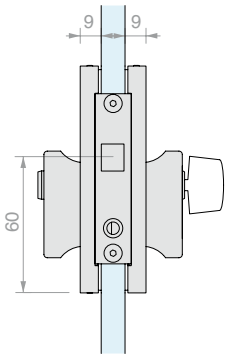

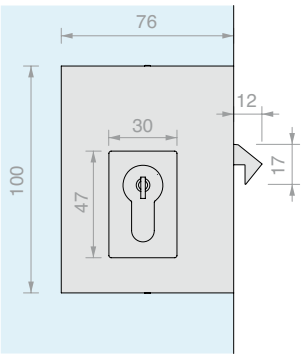

Art.	Para vidrios	Cierre	Llave	Cant.
SERSD915S	De **8** a **12** mm	Cerradura + cerradura	Diferente	1 Ud.
SERSD915SU	De **8** a **12** mm	Cerradura + cerradura	Única	1 Ud.
SERSD915P	De **8** a **12** mm	Pomo + cerradura	Única	1 Ud.

CERRADERO A VIDRIO

Material: Acero inox AISI 304

Acabado: /8 /15

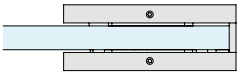

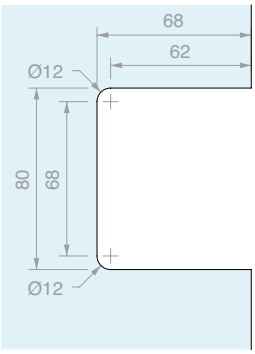

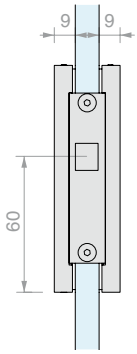

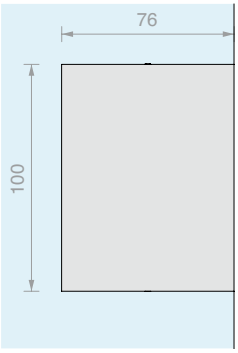

Art.	Para vidrios	Cant.
SERSD941	De **8** a **12** mm	1 Ud.

JUNTA ADHESIVA PARA BORDE VIDRIO

Material: TPE
Rollo de 10 m
Color: transparente, negro

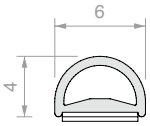

Art.	Color	Cant.
057.3080.001	Negra	1 Ud.
057.3080.002	Transparente	1 Ud.

JUNTA ADHESIVA GLASS BUMPER PARA BORDE VIDRIO

Material: TPE
Rollo de 12 m con cinta adhesiva transparente VHB
de alta adhesión desde -40°C hasta +150°C
Color: gofrada

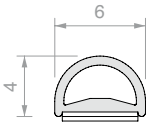

Art.	Para vidrios	Cant.
GSB12	De **8** a **13.5** mm	1 Ud.

TOALLITA DESENGRASANTE

Toallita desechable empapada con alcohol isopropílico

Art.	Cant.
GSLSVL	1 Ud.




PLANTILLA DE MONTAJE GSB12

Plantilla de plástico que permite la colocación en el centro del borde, a lo largo de toda la longitud.
Material: Plástico

Art.	Cant.
GSB831	1 Ud.

JUNTA ADHESIVA GLASS LIP SLIDE CON CUBREFUGA RECORTABLE

Material: TPE
Paquete de 4 Uds. de 3000 mm con cinta adhesiva transparente VHB
de alta adhesión desde -40°C hasta +150°C
Color: gofrada

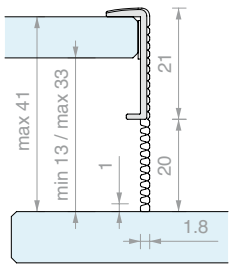

Art.	L	Para vidrios	Cant.
GSLS217	**3000** mm	De **8** a **13.5** mm	1 Ud.

SISTEMAS PARA MAMPARAS DE VIDRIO

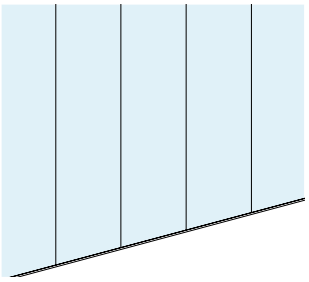

MAMPARAS DE VIDRIO

PROFIX
Pág. 392

SUPER PROFIX
Pág. 394

PROFIX 2
Pág. 396

PROFALL
Pág. 400

PROALUX
Pág. 402

PERFILES PORTANTES Y SPIDER
Pág. 405



PERFILES DE POLICARBONATO
Pág. 416

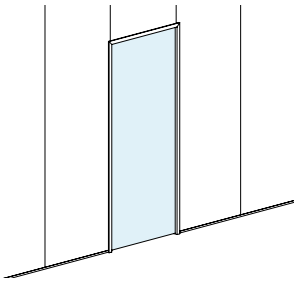

PUERTA DE VIDRIO
EN PARED DE VIDRIO

PROFIX DOOR
Pág. 418

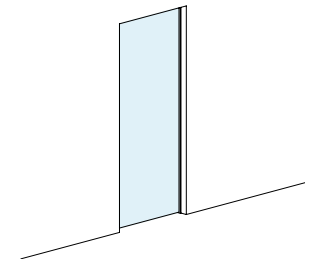

PUERTA DE VIDRIO
EN PARED OPACA

IMBOTTE L - Z
Pág. 432

IMBOTTE M
Pág. 446

MAMPARAS DE VIDRIO

Gama de productos

Los sistemas Logli ofrecen soluciones para todo tipo de mamparas: de vidrio y en una pared opaca.
Elige entre canaletas en «U» fijas o a presión, que pueden instalarse incluso en las situaciones más complejas.
También es posible integrar un sistema de puerta batiente en una pared fija de vidrio.

Elige la composición que prefieras, disponible con distintos acabados, personalizables (bajo pedido).

/6
Negro opaco

/88
Aluminio símil-inox satinado

/91
Aluminio brillante

/97
Aluminio opaco

PROFIX
Pág. 392

SUPER PROFIX
Pág. 394

PROFIX 2
Pág. 396

PROFALL
Pág. 400

PROALUX
Pág. 402

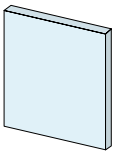

Espesor del panel
8 / **13.5** mm

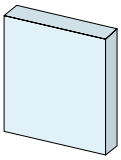

Espesor del panel
15 / **21.5** mm

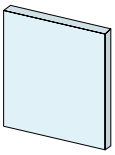

Espesor del panel
6 / **13.5** mm

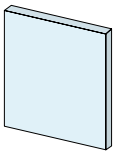

Espesor del panel
8 / **13.5** mm

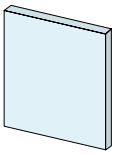

Espesor del panel
8 / **12** mm

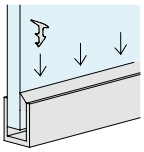

Junta

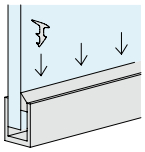

Junta

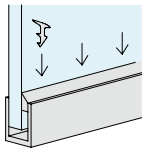

Junta

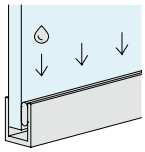

Adhesivo

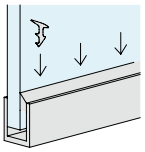

Junta



Compatible
con sistema puerta

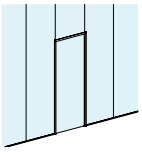

Compatible
con sistema puerta

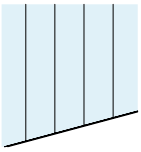

No compatible
con sistema puerta

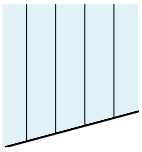

No compatible
con sistema puerta

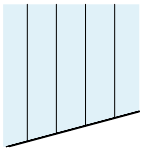

No compatible
con sistema puerta



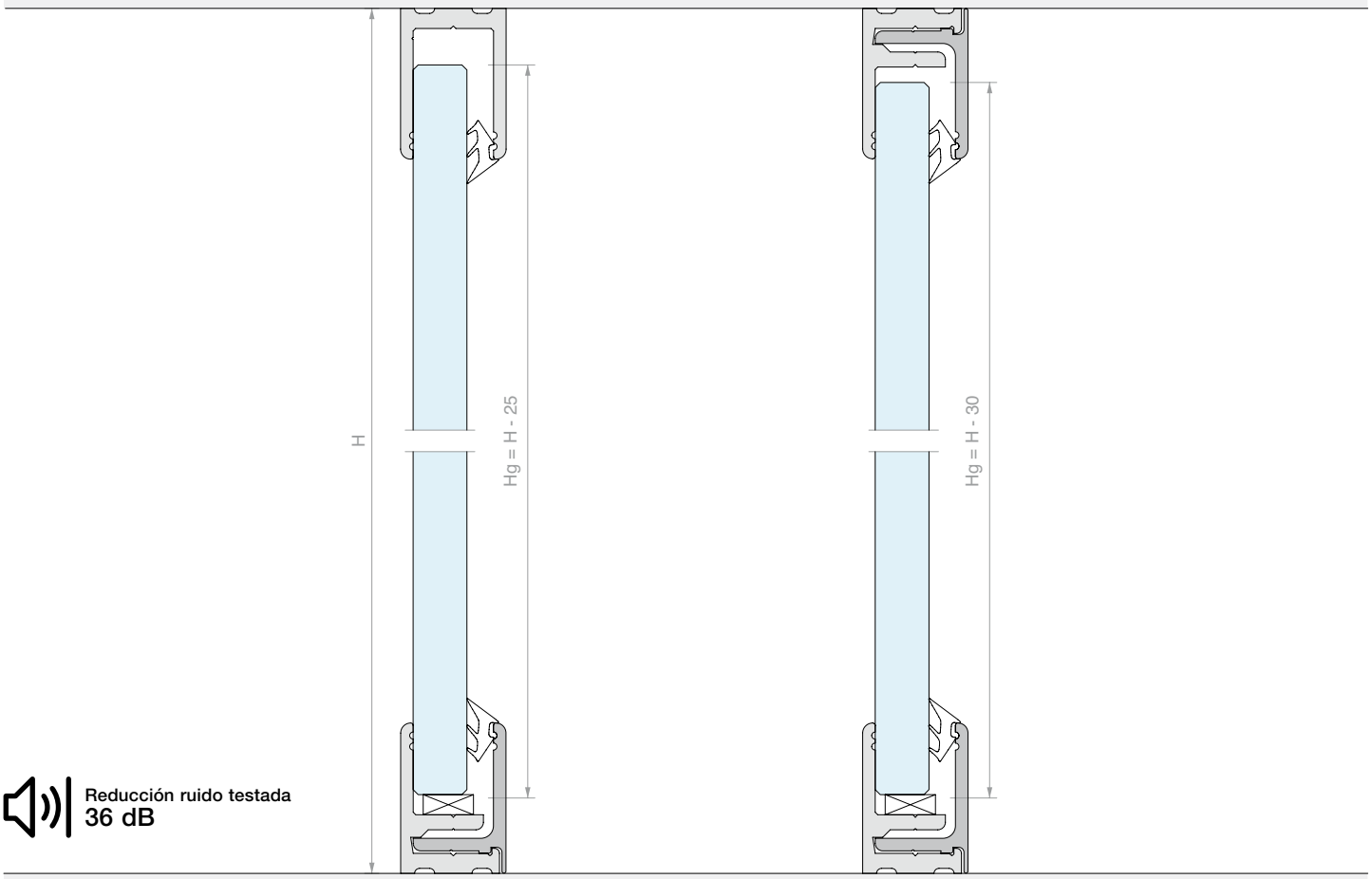

Reducción ruido testada
36 dB

PERFIL EN «U» PROFIX

Material: Aluminio
Junta GTUP que pedir separadamente
Acabado: /6 /10 /88 /91 /97
*/91 realizable sólo con L=3000 mm

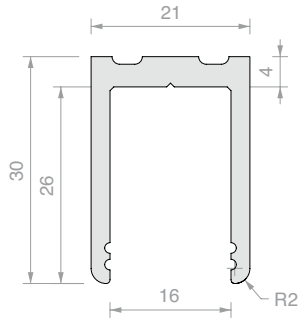

Art.	Longitud	Para vidrios fijos	Cant.
PROFIX1630	**3000** mm	De **8** a **13.5** mm	1 Ud.
PROFIX1660	**6000** mm	De **8** a **13.5** mm	1 Ud.

PERFIL DE PRESION PERFORADO PROFIX

Material: Aluminio
Junta GTUP que pedir separadamente
Acabado: /6 /10 /88 /91 /97
*/91 realizable sólo con L=3000 mm

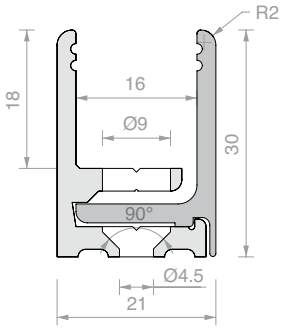

Art.	Longitud	Para vidrios fijos	Cant.
PROFIX2130	**3000** mm	De **8** a **13.5** mm	1 Ud.
PROFIX2160	**6000** mm	De **8** a **13.5** mm	1 Ud.



TAPA PROFIX

Material: Aluminio

Acabado: /6 /10 /88 /91 /97

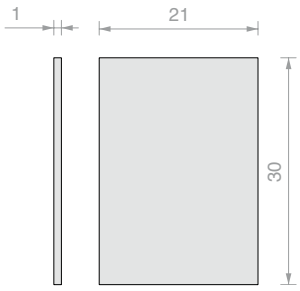

Art.	Cant.
PROFIXTPU	1 Ud.

JUNTA JUNQUILLO

Material: PVC

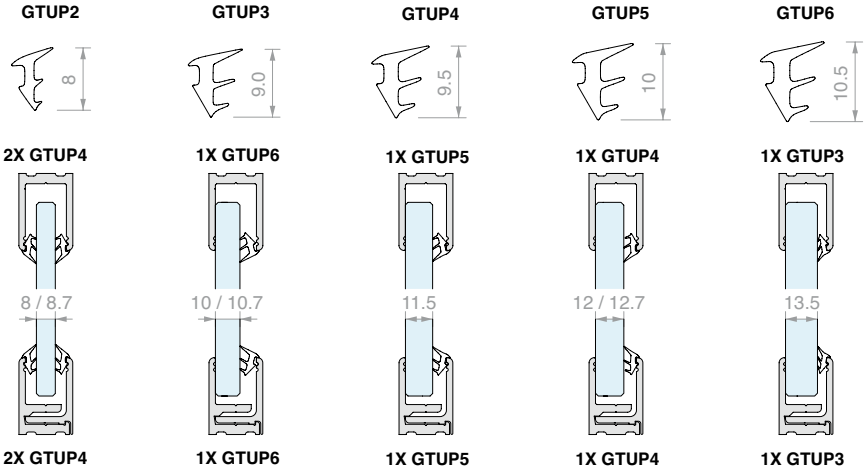

Art.	Espesor	Color	Cant.
GTUP2	2 mm	Transparente	1 m
GTUP3	3 mm	Transparente	1 m
GTUP4	4 mm	Transparente	1 m
GTUP5	5 mm	Transparente	1 m
GTUP6	6 mm	Transparente	1 m

Art.	Espesor	Color	Cant.
GTUP2G	2 mm	Gofrada	1 m
GTUP3G	3 mm	Gofrada	1 m
GTUP4G	4 mm	Gofrada	1 m
GTUP5G	5 mm	Gofrada	1 m
GTUP6G	6 mm	Gofrada	1 m

Art.	Espesor	Color	Cant.
GTUP2N	2 mm	Negra	1 m
GTUP3N	3 mm	Negra	1 m
GTUP4N	4 mm	Negra	1 m
GTUP5N	5 mm	Negra	1 m
GTUP6N	6 mm	Negra	1 m



PERFIL EN «U» PARED/VIDRIO PROFIX

Material: Aluminio

Colocado entre el vidrio y la pared, el perfil debe ser incluido dentro de los perfiles en «U»

Acabado: /6 /10 /88 /91 /97

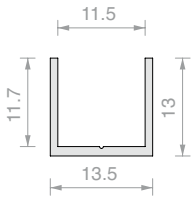

Art.	Longitud	Cant.
PROFIX4272	3000 mm	1 Ud.

PERFIL EN «H» VIDRIO/VIDRIO PROFIX

Material: Aluminio

Colocado entre dos vidrios, el perfil debe ser incluido dentro de los perfiles en «U»

Acabado: /6 /10 /88 /91 /97

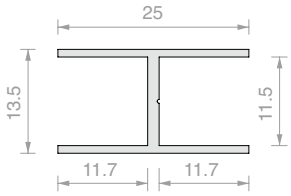

Art.	Longitud	Cant.
PROFIX4125	3000 mm	1 Ud.

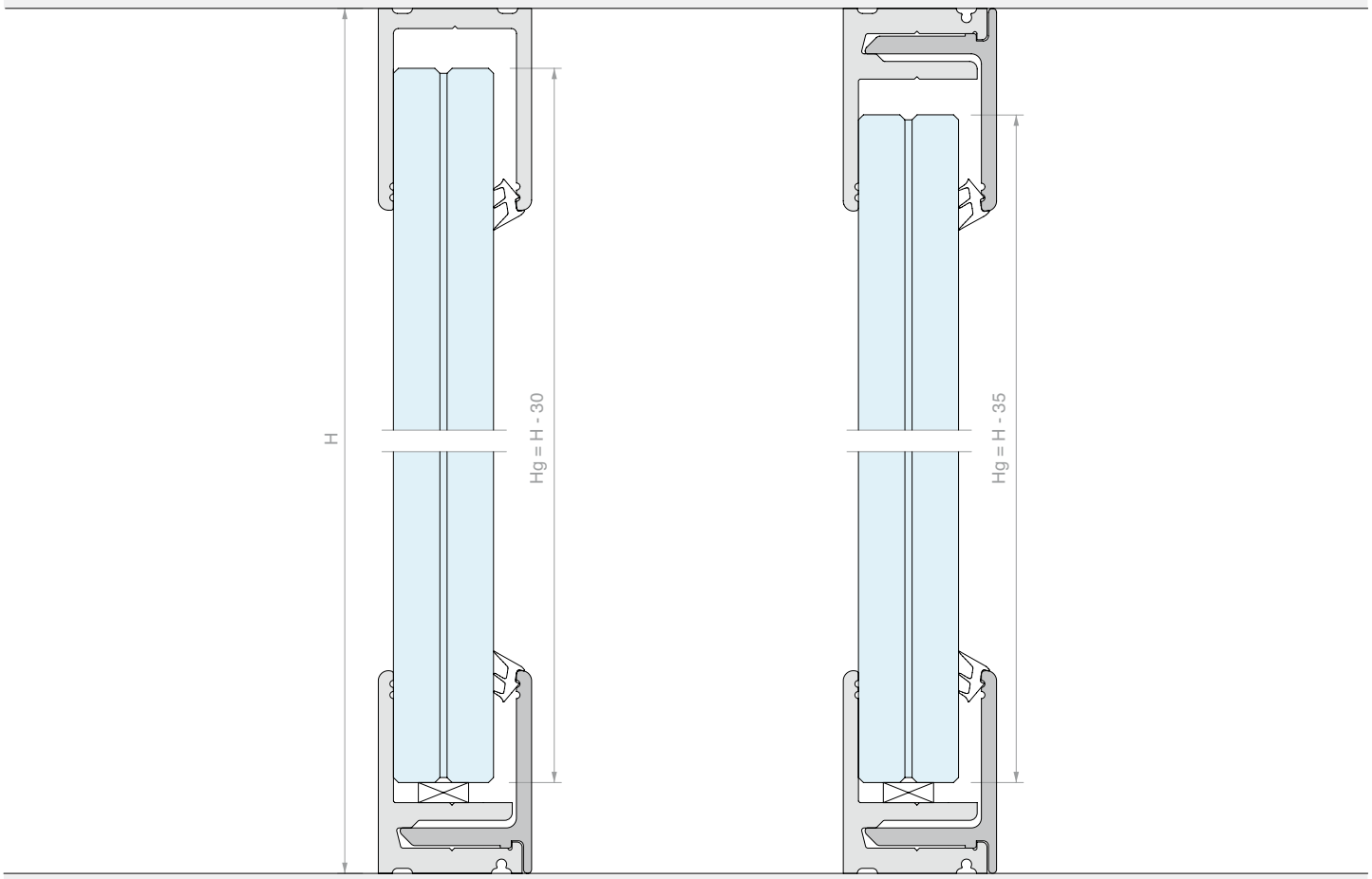

PERFIL EN «U» SUPER PROFIX

Material: Aluminio
Junta GTUP que pedir separadamente
Acabado: /6 /10 /88 /91 /97
*/91 realizable sólo con L=3000 mm

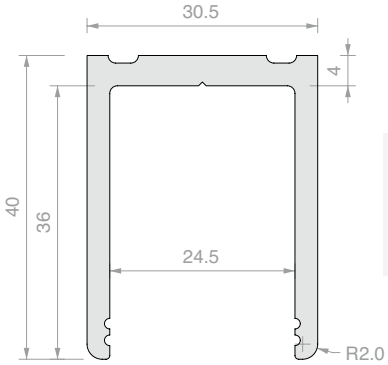

Art.	Longitud	Para vidrios fijos	Cant.
PROFIX2430	**3000** mm	De **15** a **21.5** mm	1 Ud.
PROFIX2460	**6000** mm	De **15** a **21.5** mm	1 Ud.

PERFIL DE PRESION PERFORADO SUPER PROFIX

Material: Aluminio
Junta GTUP que pedir separadamente
Acabado: /6 /10 /88 /91 /97
*/91 realizable sólo con L=3000 mm

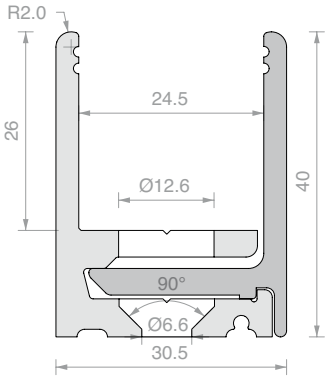

Art.	Longitud	Para vidrios fijos	Cant.
PROFIX3030	**3000** mm	De **15** a **21.5** mm	1 Ud.
PROFIX3060	**6000** mm	De **15** a **21.5** mm	1 Ud.



TAPA SUPERPROFIX

Material: Aluminio

Acabado: /6 /10 /88 /91 /97

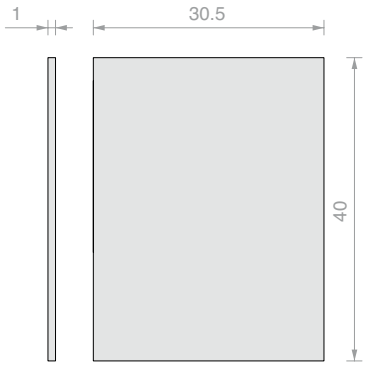

Art.	Cant.
PROFIXTPU810	1 Ud.

JUNTA JUNQUILLO

Material: PVC

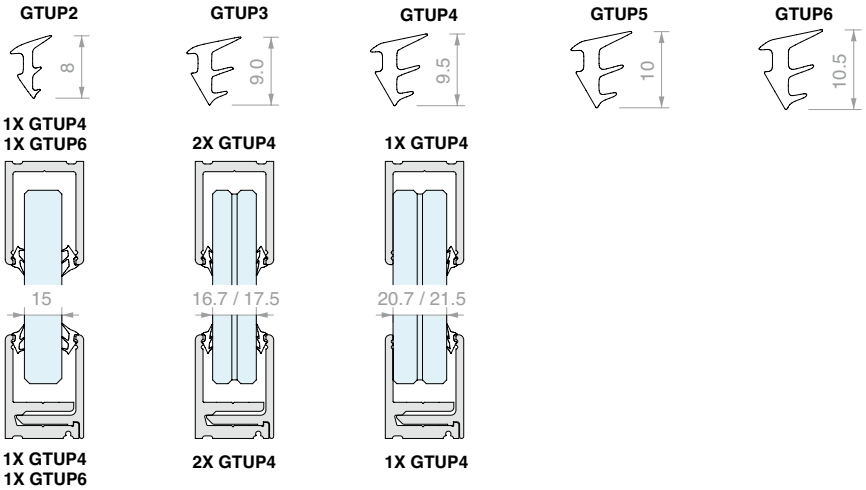

Art.	Espesor	Color	Cant.	Art.	Espesor	Color	Cant.	Art.	Espesor	Color	Cant.
GTUP2	2 mm	Transparente	1 m	**GTUP2G**	2 mm	Gofrada	1 m	**GTUP2N**	2 mm	Negra	1 m
GTUP3	3 mm	Transparente	1 m	**GTUP3G**	3 mm	Gofrada	1 m	**GTUP3N**	3 mm	Negra	1 m
GTUP4	4 mm	Transparente	1 m	**GTUP4G**	4 mm	Gofrada	1 m	**GTUP4N**	4 mm	Negra	1 m
GTUP5	5 mm	Transparente	1 m	**GTUP5G**	5 mm	Gofrada	1 m	**GTUP5N**	5 mm	Negra	1 m
GTUP6	6 mm	Transparente	1 m	**GTUP6G**	6 mm	Gofrada	1 m	**GTUP6N**	6 mm	Negra	1 m

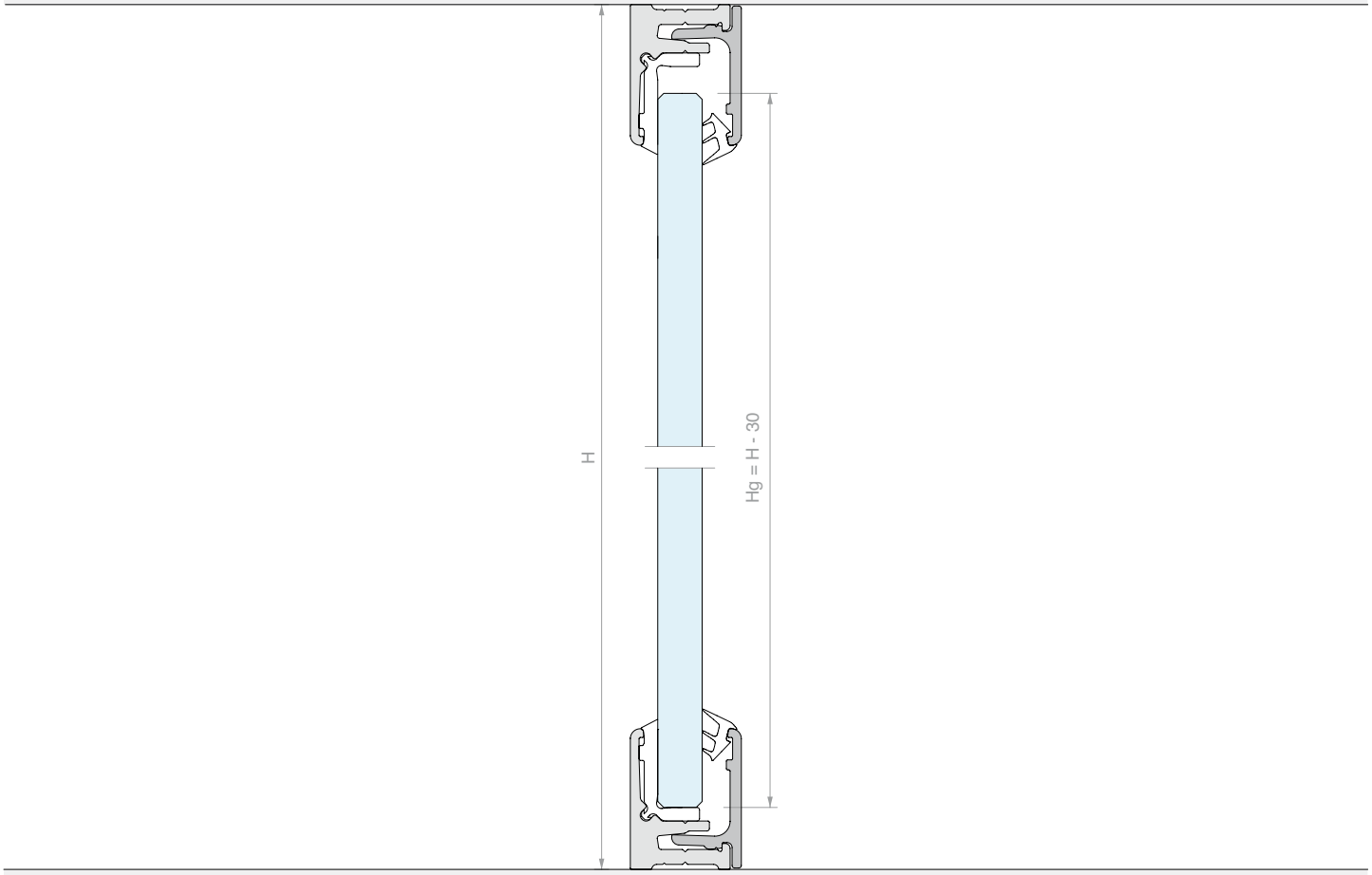

PERFIL DE PRESION PERFORADO PROFIX 2

Material: Aluminio
Junta en «L» incluida en un lado
Junta GTUP que pedir separadamente
Acabado: /6 /10 /88 /91 /97
*/91 realizable sólo con L=3000 mm

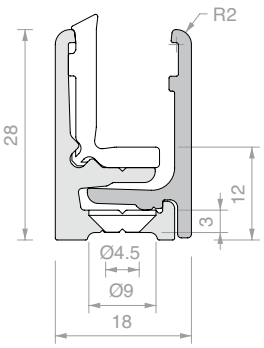

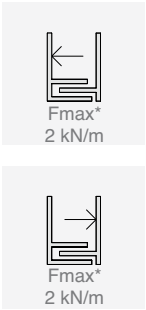

Art.	Longitud	Para vidrios fijos	Cant.
PROFIX1830	**3000** mm	De **6** a **8.7** mm	1 Ud.
PROFIX1860	**6000** mm	De **6** a **8.7** mm	1 Ud.

PERFIL DE PRESION PERFORADO PROFIX 2

Material: Aluminio
Junta en «L» incluida en un lado
Junta GTUP que pedir separadamente
Acabado: /6 /10 /88 /91 /97
*/91 realizable sólo con L=3000 mm

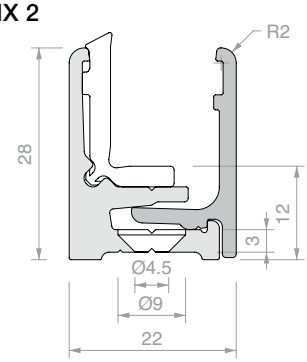

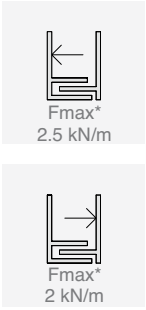

Art.	Longitud	Para vidrios fijos	Cant.
PROFIX2230	**3000** mm	De **10** a **11.5** mm	1 Ud.
PROFIX2260	**6000** mm	De **10** a **11.5** mm	1 Ud.

PERFIL DE PRESION PERFORADO PROFIX 2

Material: Aluminio
Junta en «L» incluida en un lado
Junta GTUP que pedir separadamente
Acabado: /6 /10 /88 /91 /97
*/91 realizable sólo con L=3000 mm

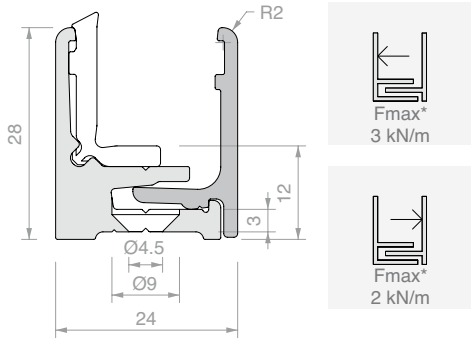

Art.	Longitud	Para vidrios fijos	Cant.
PROFIX2530	**3000** mm	De **12** a **13.5** mm	1 Ud.
PROFIX2560	**6000** mm	De **12** a **13.5** mm	1 Ud.



TAPA PROFIX 2

Material: Aluminio
Acabado: /6 /10 /88 /91 /97

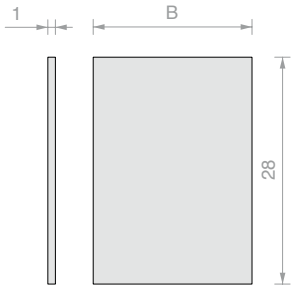

Art.	B	Cant.
PROFIXTP18	**18** mm	1 Ud.
PROFIXTP22	**22** mm	1 Ud.
PROFIXTP25	**24** mm	1 Ud.

JUNTA EN «L» PARA PROFIX 2

Material: PVC, gofrado

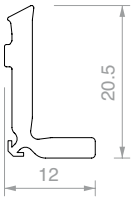

Art.	Cant.
PROFIXG	1 m

Art.	Descripción	Cant.
UTR65	Herramienta de rueda	1 Ud.

JUNTA JUNQUILLO

Material: PVC

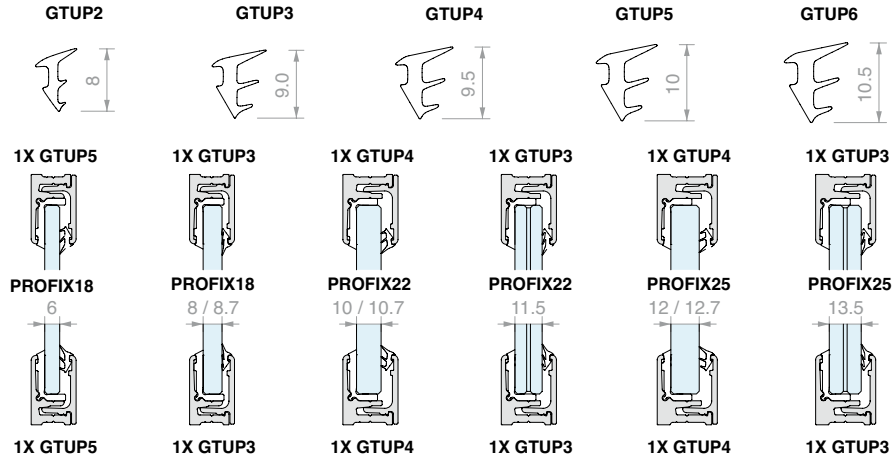

Art.	Espesor	Color	Cant.
GTUP2	**2** mm	Transparente	1 m
GTUP3	**3** mm	Transparente	1 m
GTUP4	**4** mm	Transparente	1 m
GTUP5	**5** mm	Transparente	1 m
GTUP6	**6** mm	Transparente	1 m

Art.	Espesor	Color	Cant.
GTUP2G	**2** mm	Gofrada	1 m
GTUP3G	**3** mm	Gofrada	1 m
GTUP4G	**4** mm	Gofrada	1 m
GTUP5G	**5** mm	Gofrada	1 m
GTUP6G	**6** mm	Gofrada	1 m

Art.	Espesor	Color	Cant.
GTUP2N	**2** mm	Negra	1 m
GTUP3N	**3** mm	Negra	1 m
GTUP4N	**4** mm	Negra	1 m
GTUP5N	**5** mm	Negra	1 m
GTUP6N	**6** mm	Negra	1 m

Los siguientes análisis numéricos han sido llevados a cabo considerando un empuje lineal de proyecto P aplicado a una altura de hP=120cm con respecto a la superficie pisable.

Los valores resultantes que figuran en las tablas han sido calculados considerando un vínculo superior e inferior continuo.

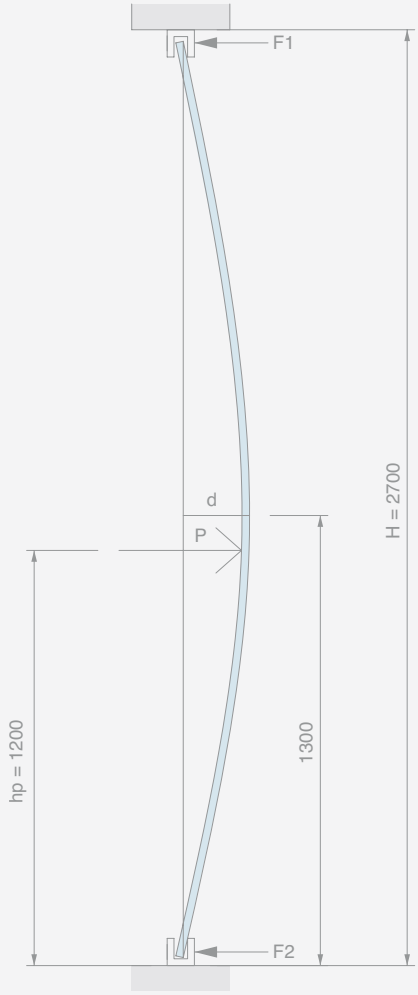

Tab. A

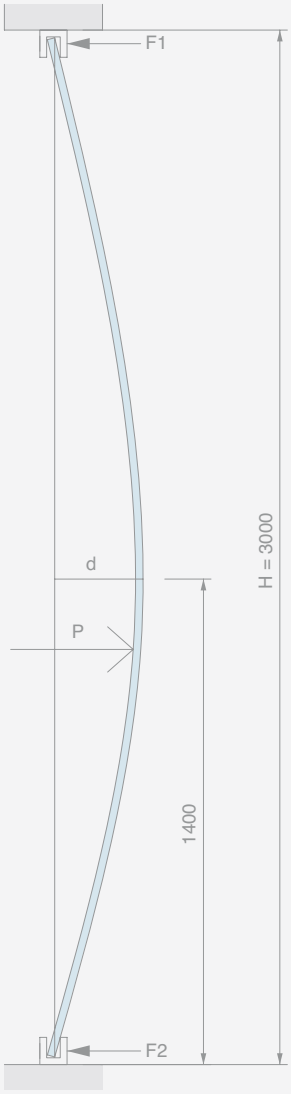

Tab. B

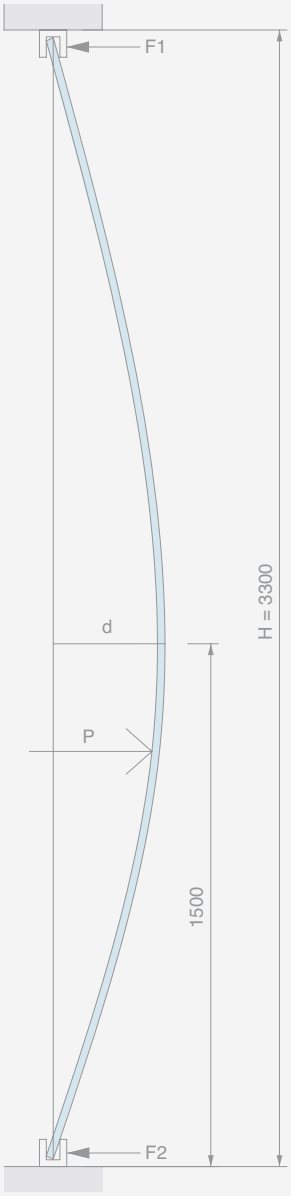

Tab. C

* Los datos facilitados se han obtenido mediante modelos numéricos de conformidad con la norma EN1999-1-1 y se refieren a la carga máxima aplicable Fmax en el Estado Límite Último (ULS), en el caso de instalaciones con una distancia entre ejes de fijación de 300 mm. La verificación de los tornillos de fijación a la estructura debe efectuarse por separado: las indicaciones presentadas se refieren exclusivamente a la resistencia de los perfiles de aluminio. Se consideró que el esfuerzo procedente de la placa de vidrio se distribuía en la superficie vertical interior del perfil, en dirección horizontal. En los casos en que se prevea una junta, se considera que la fuerza se transfiere del vidrio al perfil mediante la compresión de la junta. Para información más detallada, es posible contactar con el departamento técnico de Logli Saint-Gobain.

En el caso de paredes de altura H en apoyo simple en la cara inferior y superior, las acciones F1 y F2 sobre los perfiles pueden calcularse mediante las siguientes fórmulas:

$$F1 = \frac{P*hp}{H}$$

$$F2 = \frac{P*(H-hp)}{H}$$

Los valores de proyecto F1 y F2 aconsejados para los distintos perfiles se pueden encontrar en las páginas correspondientes de los artículos.

	Tabla A H. 2700 mm		Tabla B H. 3000 mm		Tabla C H. 3300 mm	
	Pmax ULS [kN/m]	d (Pmax) [mm]	Pmax ULS [kN/m]	d (Pmax) [mm]	Pmax ULS [kN/m]	d (Pmax) [mm]
5+5/0.76 float PVB	0.44	26	0.41	31	0.39	37
5+5/0.76 float DG41	0.47	26	0.44	32	0.41	38
6+6/0.76 float PVB	0.62	22	0.57	27	0.54	32
6+6/0.76 float DG41	0.66	22	0.61	27	0.58	32
8+8/1.52 float PVB	1.12	17	1.04	21	0.99	24
8 mm templado	1.27	166	1.18	203	1.11	243
8+8/1.52 float DG41	1.29	17	1.20	21	1.13	25
10+10/1.52 float PVB	1.69	15	1.58	18	1.50	21
10 mm templado	1.96	133	1.82	162	1.72	194
10+10/1.52 float DG41	1.99	14	1.84	17	1.73	20
5+5/0.76 templado PVB	2.10	123	1.96	149	1.85	177
5+5/0.76 templado DG41	2.24	123	2.08	150	1.96	179
12 mm templado	2.80	112	2.59	136	2.44	163
6+6/0.76 templado PVB	2.93	105	2.72	127	2.58	151
6+6/0.76 templado DG41	3.15	106	2.91	128	2.74	153
15 mm templado	4.47	93	4.12	113	3.87	134
8+8/1.52 templado PVB	5.30	83	4.94	99	4.69	116
8+8/1.52 templado DG41	6.14	80	5.67	98	5.34	117
19 mm templado	7.37	75	6.81	92	6.41	110
10+10/1.52 templado PVB	8.03	70	7.51	83	7.13	97
10+10/1.52 templado DG41	9.42	67	8.72	81	8.22	97

La informacion es facilitada a título informativo como ayuda al proyectista para dimensionar y seleccionar los tipos de placa más adecuados en función de los requisitos. La carga de proyecto y de la rigidez requerida deben determinarse caso por caso, en función de las condiciones reales de instalación, del tipo de placa y de cualquier requisito normativo local o nacional. En el caso de placas con simple apoyo instaladas sin abrazaderas ni silicona, se recomienda realizar las comprobaciones oportunas en relación con el riesgo de que la placa se salga debido a la flexión bajo carga. Los resultados propuestos están relacionados con el Estado Límite Último (ULS), considerando un factor de seguridad 1,5 sobre las cargas y derivados de cálculos realizados según la norma EN 16612. En el caso de los vidrios laminados con un intercalario rígido, se consideró el intercalario Saflex® DG Structural Interlayer (DG41); en el caso de PVB, se consideró un producto de uso común, considerando un valor de módulo de corte G=0,84 MPa. Se considera que las cargas se aplican en un entorno a 20°C durante 30 segundos.

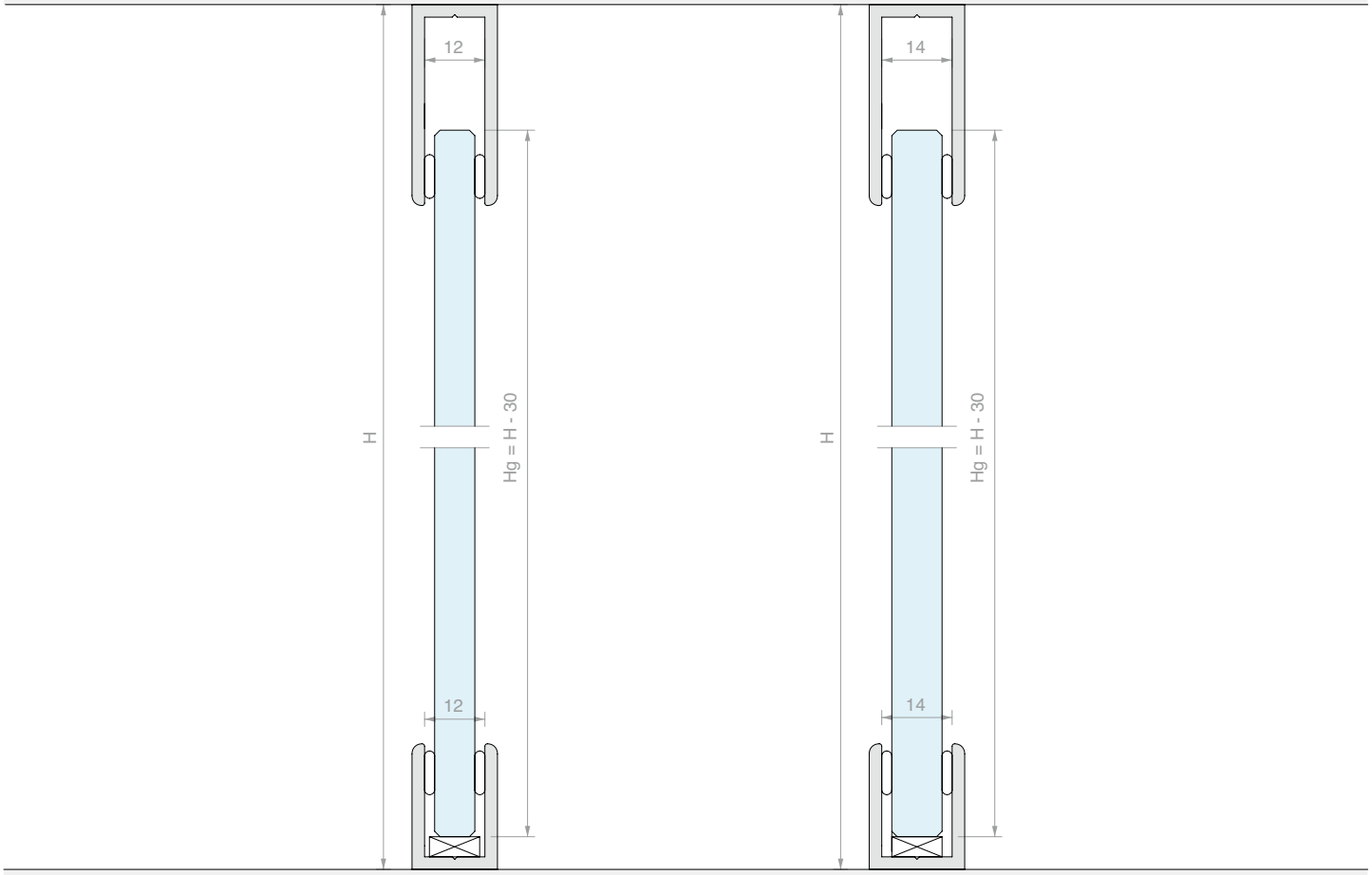

PERFIL EN «U» PROFALL

Material: Aluminio

Acabado: /6 /88 /91 /97

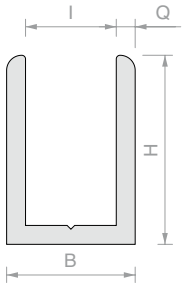

Art.	H	B	I	Q	Longitud	Cant.
PROFALL1225	25 mm	17 mm	12 mm	2.5 mm	3000 mm	1 Ud.
PROFALL1240	40 mm	17 mm	12 mm	2.5 mm	3000 mm	1 Ud.
PROFALL1425	25 mm	19 mm	14 mm	2.5 mm	3000 mm	1 Ud.
PROFALL1440	40 mm	19 mm	14 mm	2.5 mm	3000 mm	1 Ud.
PROFALL0820	20 mm	11.5 mm	8.5 mm	1.5 mm	3000 mm	1 Ud.
PROFALL1020	20 mm	13.5 mm	10.5 mm	1.5 mm	3000 mm	1 Ud.

TAPAS PROFALL

Material: Aluminio

Acabado: /88 /91 /97 /R2

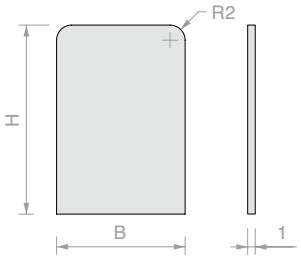

Art.	H	B	Cant.
PROTAP1225	25 mm	17 mm	1 Ud.
PROTAP1240	40 mm	17 mm	1 Ud.
PROTAP1425	25 mm	19 mm	1 Ud.
PROTAP1440	40 mm	19 mm	1 Ud.
PROTAP0820	20 mm	11.5 mm	1 Ud.
PROTAP1020	20 mm	13.5 mm	1 Ud.

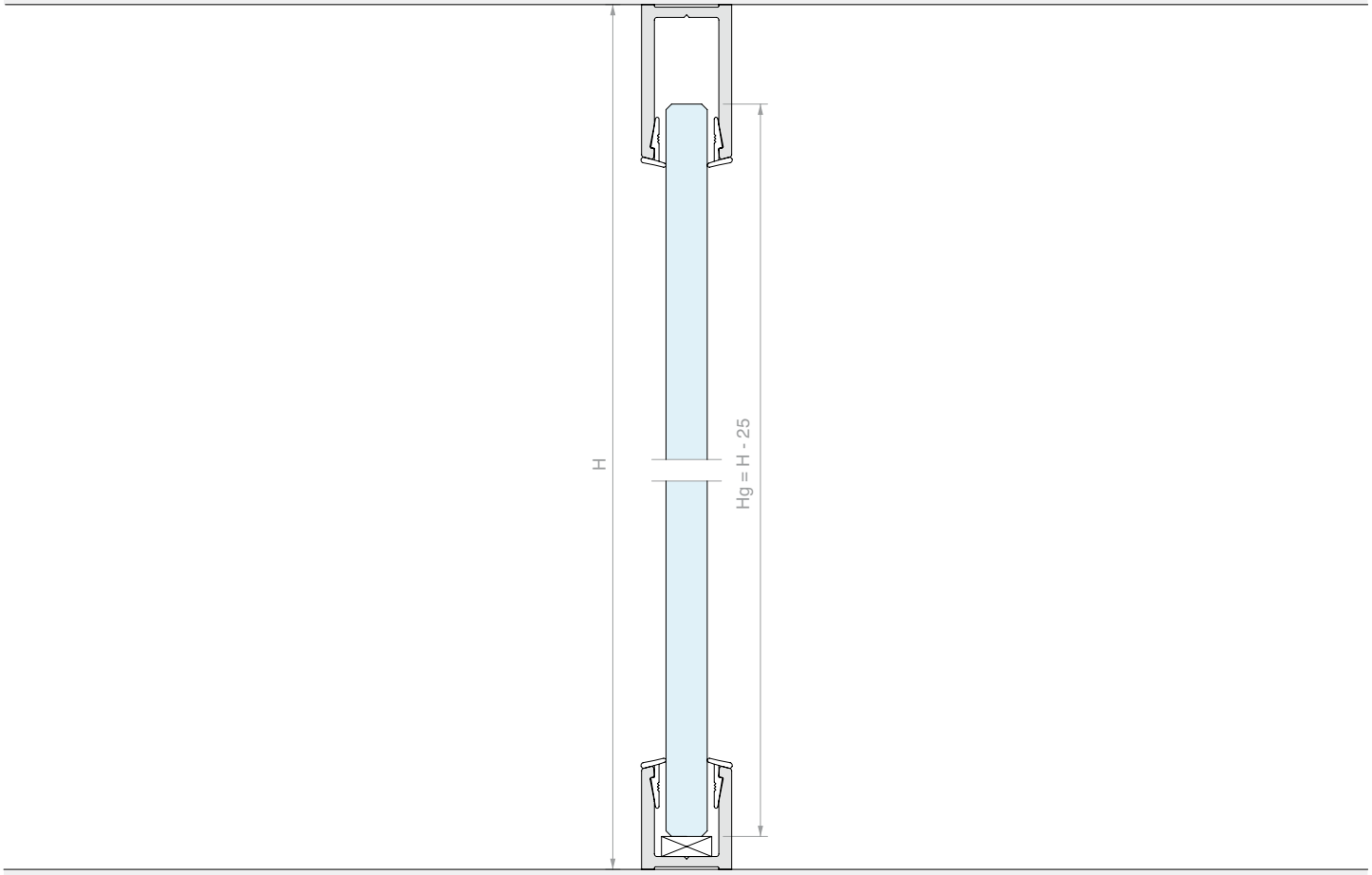



PERFIL EN «U» PROALUX

Material: Aluminio

La junta PROALUXG debe pedirse separadamente para ambos lados

Acabado: /6 /88 /91 /97

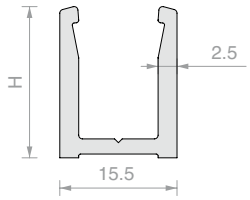

Art.	H	Longitud	Para vidrios	Cant.
PROALUX1520	**20** mm	**3000** mm	**8** mm	1 Ud.
PROALUX1530	**30** mm	**3000** mm	**8** mm	1 Ud.

PERFIL EN «U» PROALUX

Material: Aluminio

La junta PROALUXG debe pedirse separadamente para ambos lados

Acabado: /6 /88 /91 /97

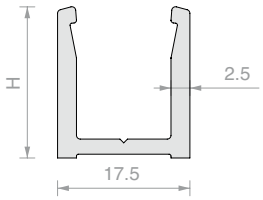

Art.	H	Longitud	Para vidrios	Cant.
PROALUX1720	**20** mm	**3000** mm	**10** mm	1 Ud.
PROFALL1730	**30** mm	**3000** mm	**10** mm	1 Ud.

PERFIL EN «U» PROALUX

Material: Aluminio

La junta PROALUXG debe pedirse separadamente para ambos lados

Acabado: /6 /88 /91 /97

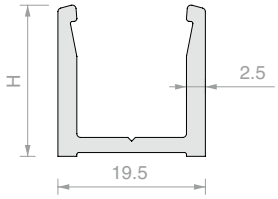

Art.	H	Longitud	Para vidrios	Cant.
PROALUX1920	**20** mm	**3000** mm	**12** mm	1 Ud.
PROALUX1930	**30** mm	**3000** mm	**12** mm	1 Ud.

TAPAS PROALUX

Material: Aluminio

Acabado: /88 /91 /97 /R2

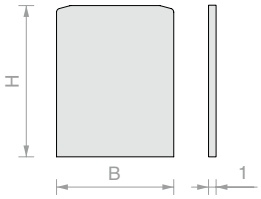

Art.	H	B	Cant.
PROTAP1520	**20** mm	**15.5** mm	1 Ud.
PROTAP1530	**30** mm	**15.5** mm	1 Ud.
PROTAP1720	**20** mm	**17.5** mm	1 Ud.
PROTAP1730	**30** mm	**17.5** mm	1 Ud.
PROTAP1920	**20** mm	**19.5** mm	1 Ud.
PROTAP1930	**30** mm	**19.5** mm	1 Ud.

JUNTA PARA PERFILES PROALUX

Material: PVC coextruido

Color: Transparente

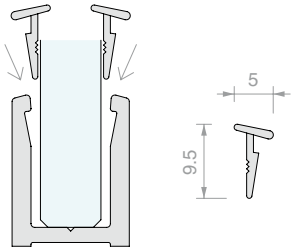

Art.	Descripción	Cant.
PROALUXG	-	1 m
PROALUXG400	Rollo 400 m	1 Ud.

HERRAMIENTA DE RUEDA

Material: Plástico

Para instalar juntas PROFIXG, GTUP y PROALUXG

Art.	Cant.
UTR65	1 Ud.

PERFIL CUADRADO PARA SISTEMAS PORTANTES

Material: Aluminio

Perfil para sistemas modulares que fijar al techo y al suelo, compatible con los sistemas de las series ELEKTRA y SPIDER HAND.

Acabado: /88 /97

Sección	8.5 cm^2
Peso	2.282 kg/m
Momento de inercia	Jx = Jy = 14.06 cm^4

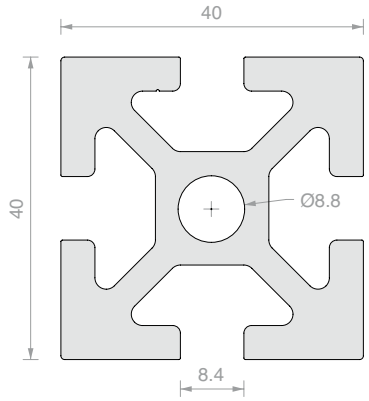

Art.	Descripción	Longitud	Cant.
R7170	-	**3000** mm	1 Ud.
R7170FORO	Corte a medida y orificios en los extremos M10x30 mm	-	1 Ud.

PERFIL RECTANGULAR PARA SISTEMAS PORTANTES

Material: Aluminio

Perfil para sistemas modulares que fijar al techo y al suelo o bien en horizontal entre dos perfiles R7170, compatible con los sistemas de las series ELEKTRA y SPIDER HAND.

Acabado: /88 /97

Sección	4.6 cm^2
Peso	1.245 kg/m
Momento de inercia	Jx = 3.3 cm^4
	Jy = 6.5 cm^4

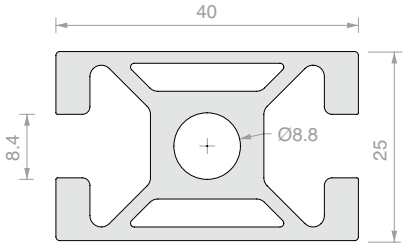

Art.	Descripción	Longitud	Cant.
R7166	-	**3000** mm	1 Ud.
R7170FORO	Corte a medida y orificios en los extremos M10x30 mm	-	1 Ud.
R7166FORO	Corte a medida y orificios de paso en los extremos Ø7 mm	-	1 Ud.

PERFIL DE ACABADO PARA SISTEMAS PORTANTES

Material: Aluminio

Perfil a presión de acabado para cubrir las fugas de los perfiles portantes

Acabado: /88 /97

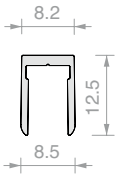

Art.	Longitud	Cant.
R7150	**3000** mm	1 Ud.

PLACA DE ANCLAJE DE TECHO PARA SISTEMAS PORTANTES

Material: Acero AISI 304

Distancia al techo del perfil 42 mm

Acabado: /9

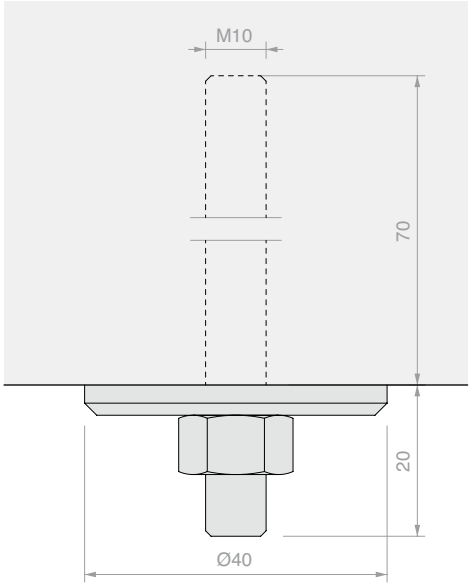

Art.	Cant.
RMA1390	1 Ud.

PIE ARTICULADO PARA SISTEMAS PORTANTES

Material: Nylon negro, Acero inox

Distancia al suelo del perfil 20 mm

Acabado: /6

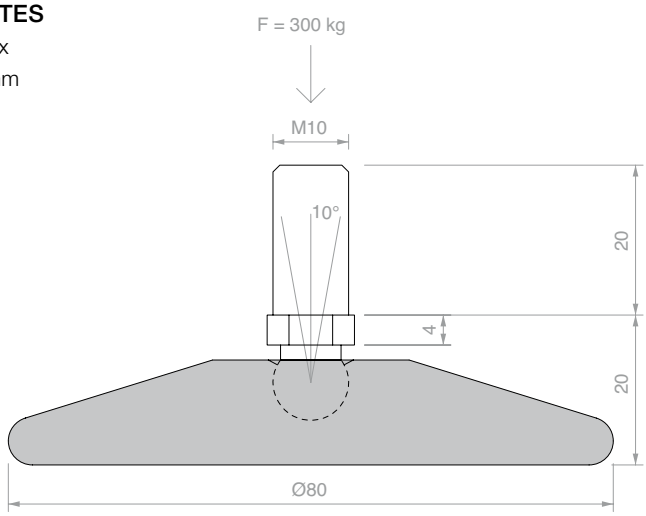

Art.	Cant.
RMA1382	1 Ud.

CURSOR A ESFERA CON TUERCA

Material: Acero galvanizado, acero inoxidable

Accesorio para la fijación de elementos de las series ELEKTRA y SPIDERHAND en perfiles de soporte

Acabado: /9

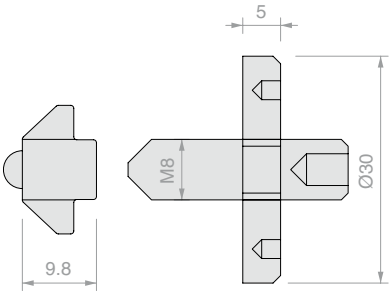

Art.	Cant.
RMA1373	1 Ud.

EMPALME PARA SISTEMAS PORTANTES

Material: Aluminio
Accesorio para unir perpendicularmente los perfiles R7170 y R7166.
Necesario el mecanizado R7166FORO a 8 mm de distancia del borde
Acabado: /10

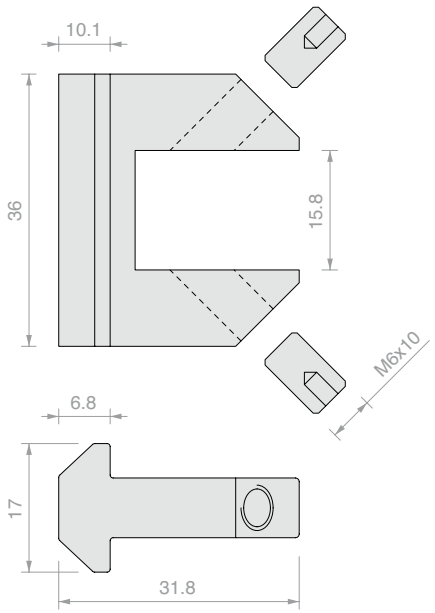

Art.	Cant.
RMA1319	1 Ud.

ESQUEMA DE CORTE DEL PERFIL

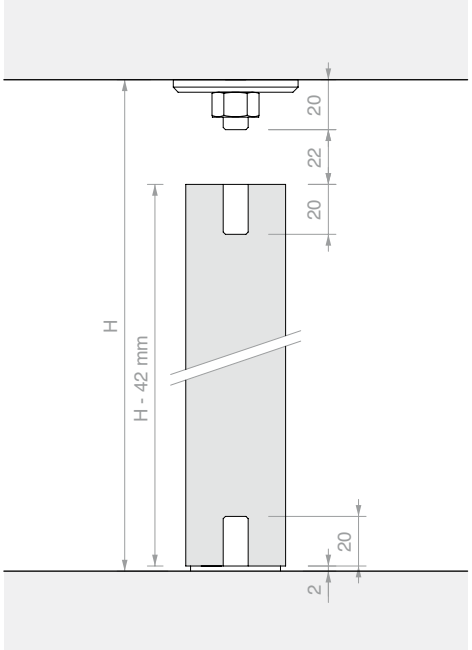

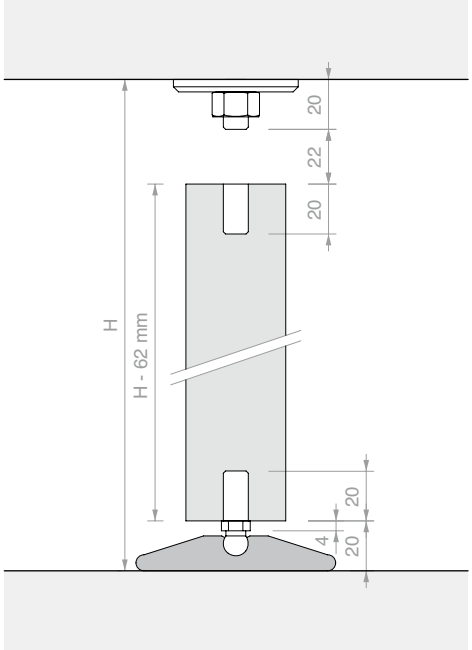

MONTAJE DE LOS TRAVESAÑOS

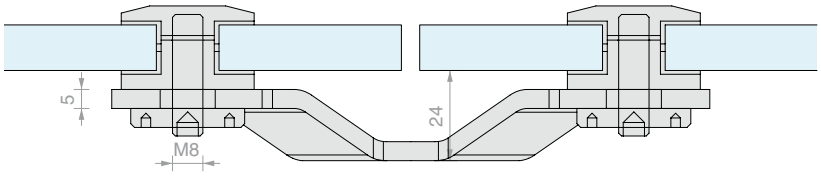

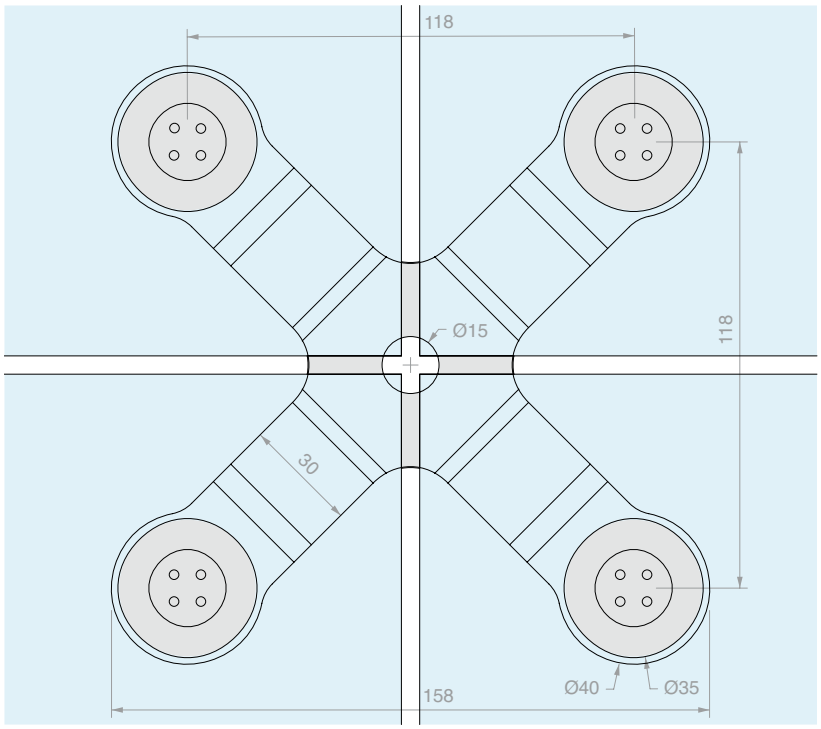

FIJACIÓN 4 VÍAS

Material: Acero AISI 304

Orificio aconsejado Ø18 mm

Herramienta de montaje aconsejada Art. UT250.

Acabado: /8

Art.	Descripción	Para vidrios	Cant.
ELEKTRA436	Con FIXBORK1	De **8** a **12.7** mm	1 Ud.
ELEK436	Sólo estribo	-	1 Ud.

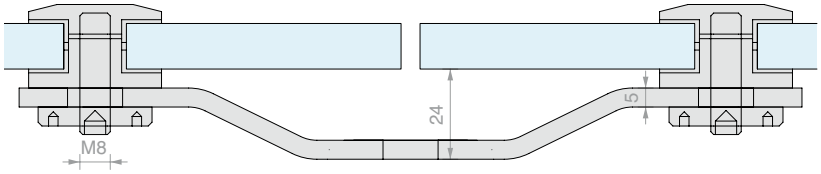

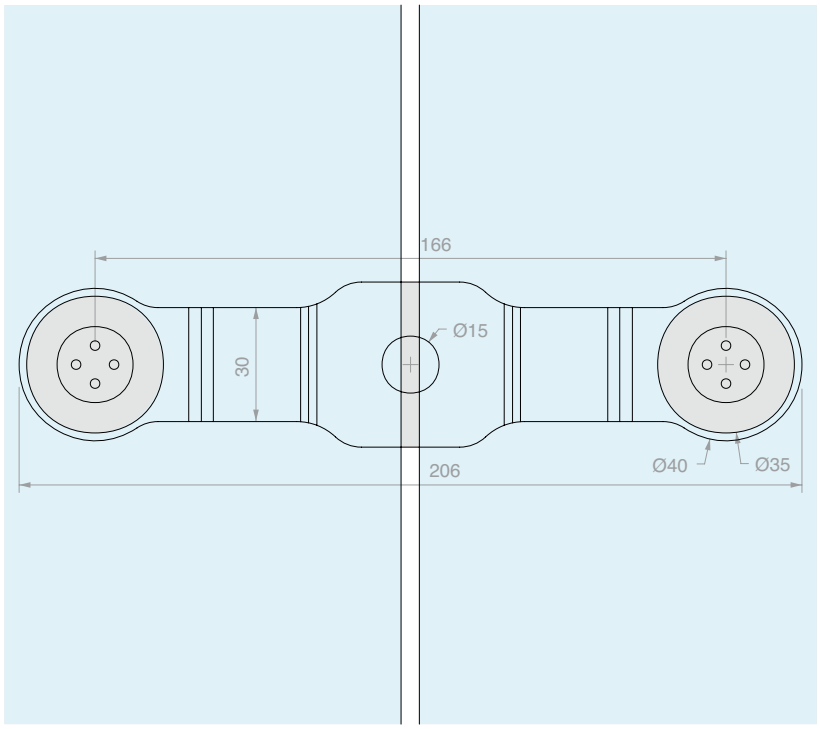

FIJACIÓN 2 VÍAS EN LÍNEA

Material: Acero AISI 304

Orificio aconsejado Ø18 mm

Herramienta de montaje aconsejada Art. UT250.

Acabado: /8

Art.	Descripción	Para vidrios	Cant.
ELEKTRA218	Con FIXBORK1	De **8** a **12.7** mm	1 Ud.
ELEK218	Sólo estribo	-	1 Ud.

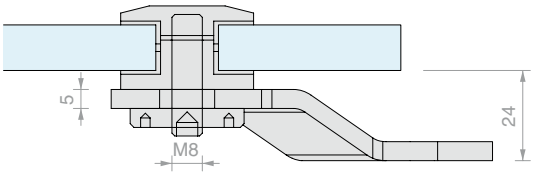

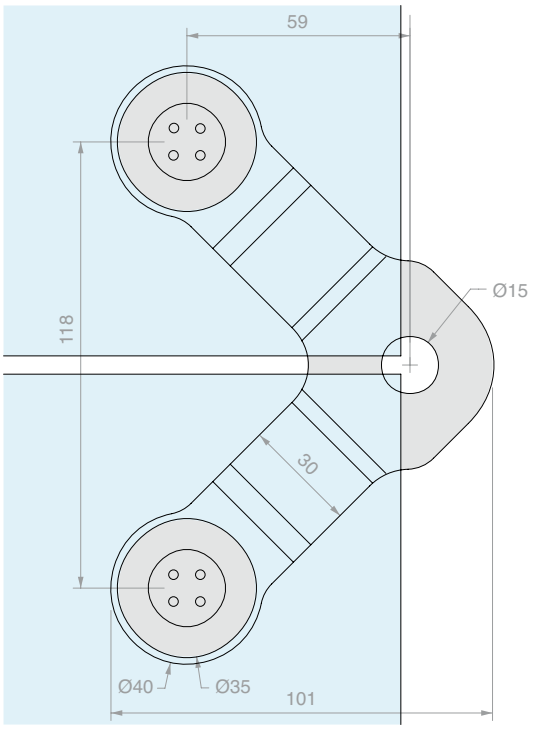

FIJACIÓN 2 VÍAS A 90°

Material: Acero AISI 304

Orificio aconsejado Ø18 mm

Herramienta de montaje aconsejada Art. UT250.

Acabado: /8

Art.	Descripción	Para vidrios	Cant.
ELEKTRA290	Con FIXBORK1	De **8** a **12.7** mm	1 Ud.
ELEK290	Sólo estribo	-	1 Ud.

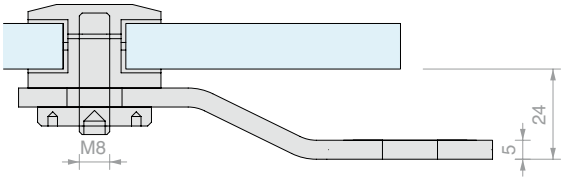

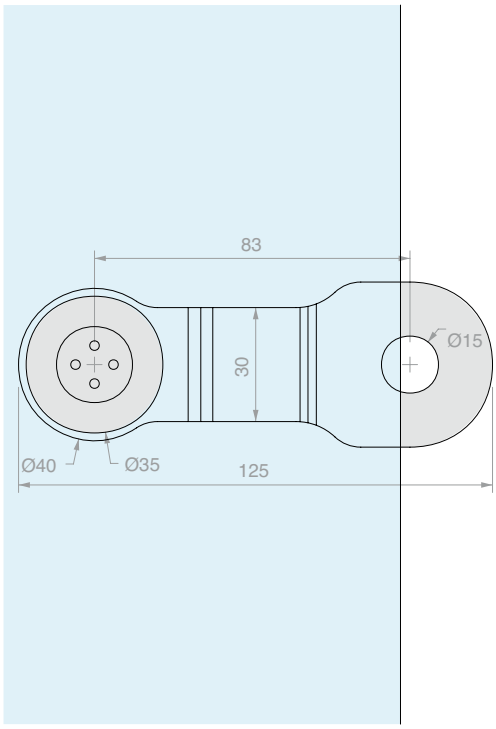

FIJACIÓN 1 VÍA

Material: Acero AISI 304

Orificio aconsejado Ø18 mm

Herramienta de montaje aconsejada Art. UT250.

Acabado: /8

Art.	Descripción	Para vidrios	Cant.
ELEKTRA100	Con FIXBORK1	De **8** a **12.7** mm	1 Ud.
ELEK100	Sólo estribo	-	1 Ud.

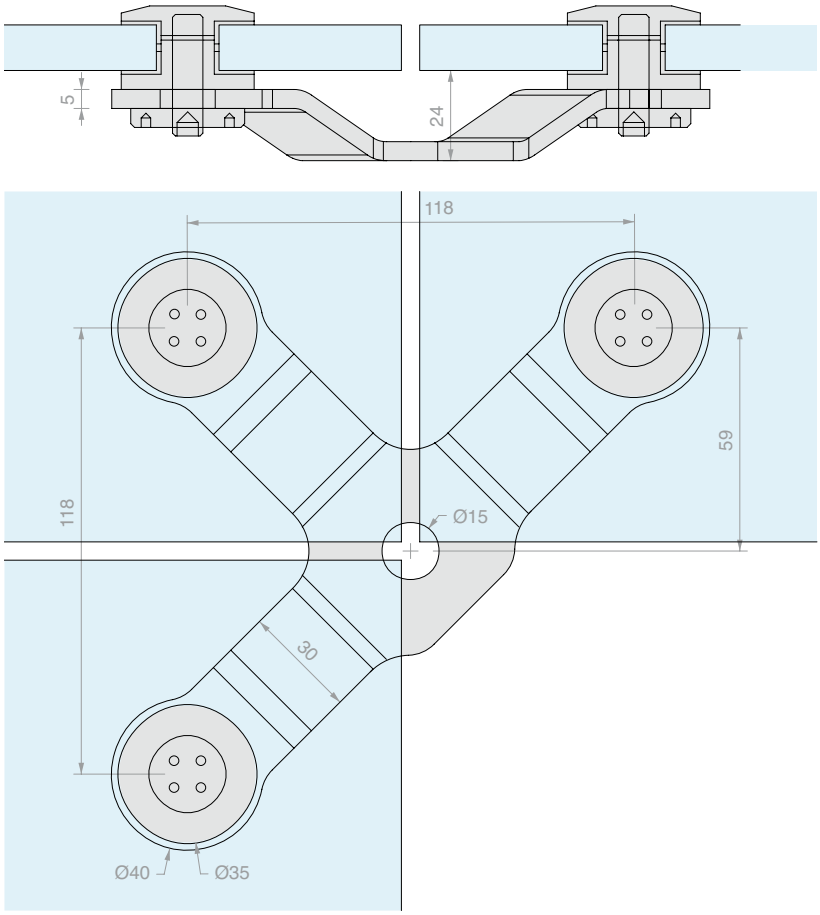

FIJACIÓN 3 VÍAS

Material: Acero AISI 304
Orificio aconsejado Ø18 mm
Herramienta de montaje aconsejada Art. UT250.
Acabado: /8

Art.	Descripción	Para vidrios	Cant.
ELEKTRA390	Con FIXBORK1	De **8** a **12.7** mm	1 Ud.
ELEK390	Sólo estribo	-	1 Ud.

TAPA DE FIJACIÓN

Material: Acero AISI 304
Equipado con espárrago M8x30 mm
Orificio vidrio aconsejado Ø18 mm
Herramienta de montaje aconsejada Art. UT250.
Acabado: /9

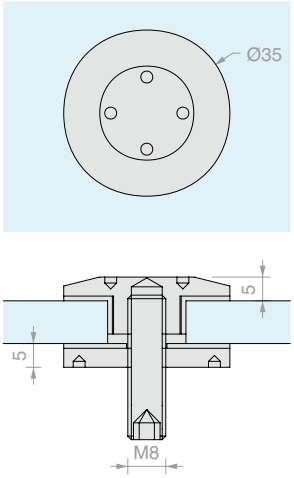

Art.	Cant.
FIXBORK1	1 Ud.

ANILLO DE APRIETE

Material: Acero AISI 304
Acabado: /9

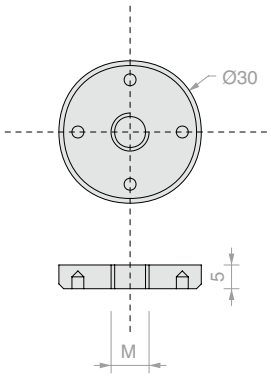

Art.	M	Cant.
FIXGHIERA8	**M8**	1 Ud.
FIXGHIERA10	**M10**	1 Ud.

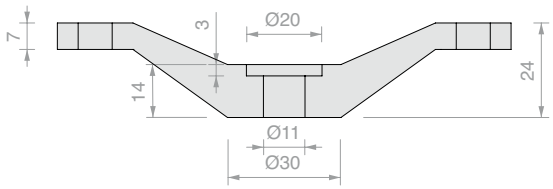

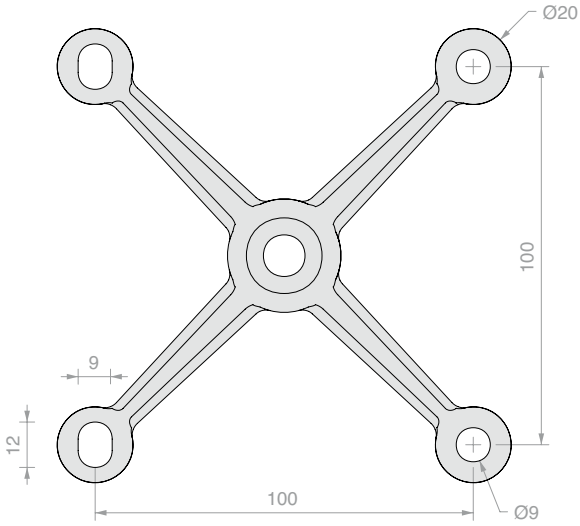

FIJACIÓN 4 VÍAS SPIDER HAND

Material: Acero AISI 304

Acabado: /15

Art.	Cant.
SPH100	1 Ud.

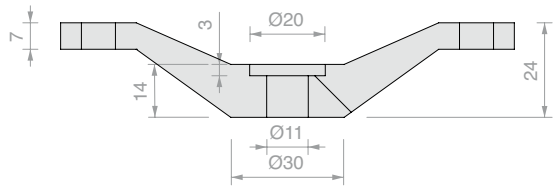

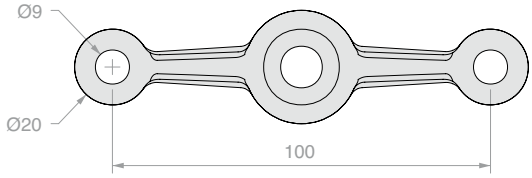

FIJACIÓN 2 VÍAS EN LÍNEA SPIDER HAND

Material: Acero AISI 304

Acabado: /15

Art.	Cant.
SPH102	1 Ud.

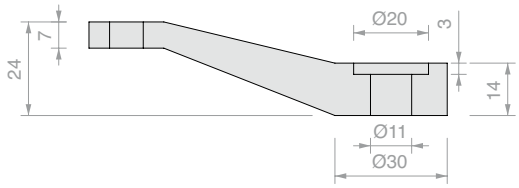

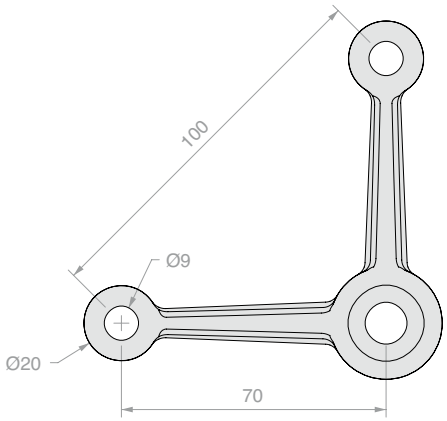

FIJACIÓN 2 VÍAS A 90° SPIDER HAND

Material: Acero AISI 304

Acabado: /15

Art.	Cant.
SPH104	1 Ud.

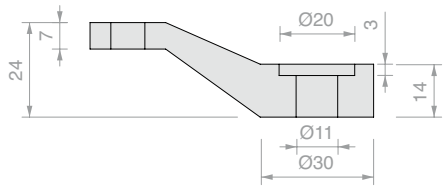

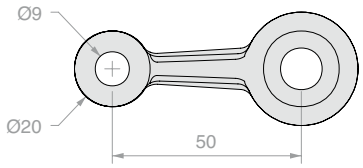

FIJACIÓN 1 VÍA EN LÍNEA SPIDER HAND

Material: Acero AISI 304

Acabado: /15

Art.	Cant.
SPH106	1 Ud.

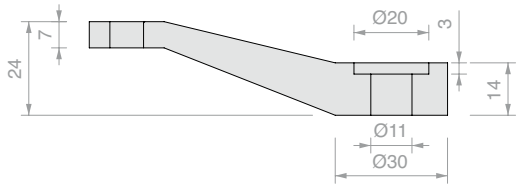

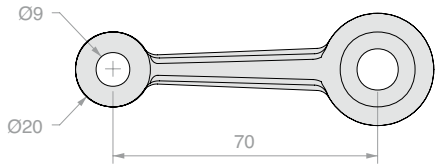

FIJACIÓN 1 VÍA A 45° SPIDER HAND

Material: Acero AISI 304

Acabado: /15

Art.	Cant.
SPH108	1 Ud.

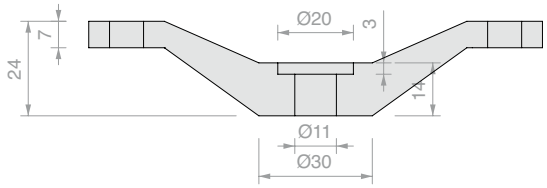

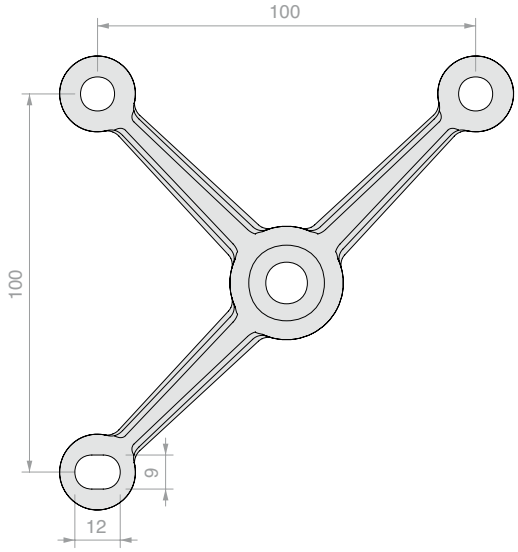

FIJACIÓN 3 VÍAS SPIDER HAND

Material: Acero AISI 304

Acabado: /15

Art.	Cant.
SPH110	1 Ud.

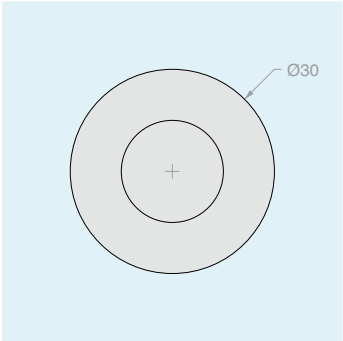

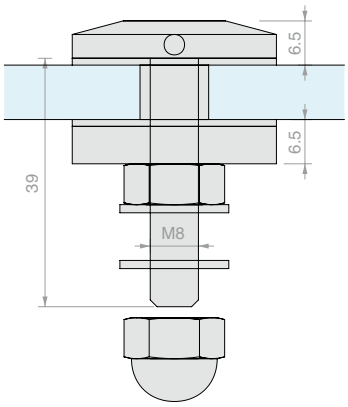

TAPA DE FIJACIÓN SPIDER HAND

Material: Acero AISI 304

Orificio aconsejado Ø14 mm

Acabado: /9

Art.	Para vidrios	Cant.
SPH114	De **10** a **13.5** mm	1 Ud.

CONECTOR DISTANCIADOR

Material: AVP, Acero AISI 304
Distanciador para unir los SPIDER HAND
a una estructura portante
Acabado: /9

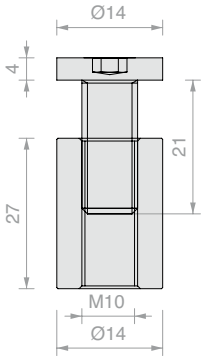

Art.	Cant.
SPH112	1 Ud.

LLAVE DE COMPÁS PARA ORIFICIOS CIEGOS

Material: cuerpo de hierro y pernos de acero de alta tenacidad

Art.	Descripción	Cant.
UT250	Llave de compás con pernos Ø2.4 mm	1 Ud.
UTC250R	N°2 pernos de recambio Ø2.4 mm	1 Ud.

PERFIL 2 VÍAS EN LÍNEA CON VHB

Material: Policarbonato

Color: Transparente

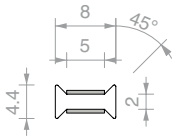

Art.	Longitud	Para vidrios	Cant.
PH50508	**3000** mm	**8** mm	1 Ud.

PERFIL 2 VÍAS EN LÍNEA CON VHB

Material: Policarbonato

Color: Transparente

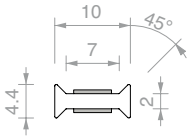

Art.	Longitud	Para vidrios	Cant.
PH50510	**3000** mm	**10** mm	1 Ud.



PERFIL 2 VÍAS EN LÍNEA CON VHB

Material: Policarbonato

Color: Transparente

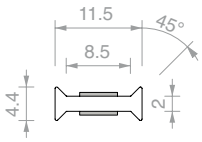

Art.	Longitud	Para vidrios	Cant.
PH50511	**3000** mm	**11.5** mm	1 Ud.



PERFIL 2 VÍAS EN LÍNEA CON VHB

Material: Policarbonato

Color: Transparente

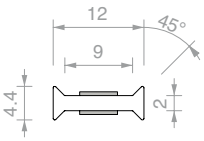

Art.	Longitud	Para vidrios	Cant.
PH50512	**3000** mm	**12** mm	1 Ud.

PERFIL 2 VÍAS EN LÍNEA CON VHB

Material: Policarbonato

Color: Transparente

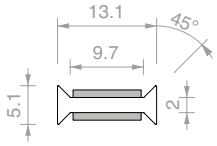

Art.	Longitud	Para vidrios	Cant.
PH9113	**3000** mm	**13.5** mm	1 Ud.



PERFIL 2 VÍAS EN LÍNEA CON VHB

Material: Policarbonato

Color: Transparente

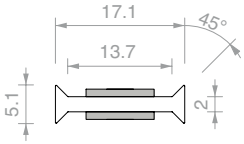

Art.	Longitud	Para vidrios	Cant.
PH9117	**3000** mm	**17.5** mm	1 Ud.



PERFIL 2 VÍAS EN LÍNEA CON VHB

Material: Policarbonato

Color: Transparente

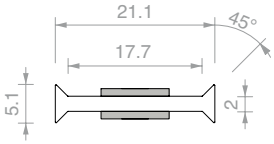

Art.	Longitud	Para vidrios	Cant.
PH9121	**3000** mm	**21.5** mm	1 Ud.



PERFIL 2 VÍAS A 90° CON VHB

Material: Policarbonato

Color: Transparente

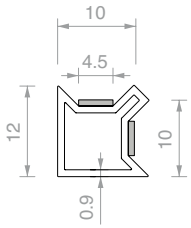

Art.	Longitud	Para vidrios	Cant.
PH2819	**3000** mm	**10** mm	1 Ud.

PERFIL 2 VÍAS A 90° CON VHB

Material: Policarbonato

Color: Transparente

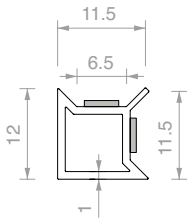

Art.	Longitud	Para vidrios	Cant.
PH2792	**3000** mm	**11.5** mm	1 Ud.

PERFIL 2 VÍAS A 90° CON VHB

Material: Policarbonato

Color: Transparente

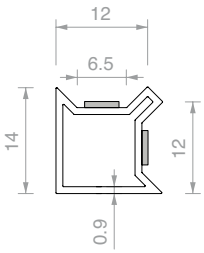

Art.	Longitud	Para vidrios	Cant.
PH2828	**3000** mm	**12** mm	1 Ud.



KIT COMPLETO PROFIXDOOR 4ALSQ

Material: Aluminio
Acabado: /6 /88 /97

Reducción ruido testada de 31 a 33 dB

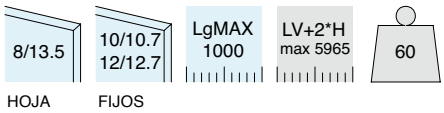

Kit formado por:

Art.	Descripción	Cant.
PDKIT02 / **PDKIT05**	Kit hoja PROFIXDOOR vidrios fijos 10/10.7 mm Kit hoja PROFIXDOOR vidrios fijos 12/12.7 mm	1 Ud.
CER4ALSQ	Bisagra cuadrada para jambas	2 Uds.
AP2203BORH	Cerradura mecánica con orificio para cilindro	1 Ud.
APHANDSC	Manilla cuadrada cerrada	1 Ud.
SERH17	Cerradero	1 Ud.
LAVPRO2	Maquinado a medida	1 Ud.
CISA2227U / **CISA2227D**	Cilindro europeo llave única Cilindro europeo llave diferente	1 Ud.

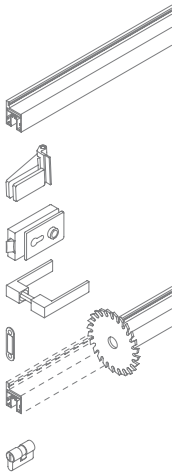

Art.	Descripción	Hoja	Vidrios fijos	Llave	Cant.
PD4SKIT10U	Kit completo PROFIXDOOR a medida	De **8** a **13.5** mm	De **10** a **10.7** mm	Llave única	1 Ud.
PD4SKIT10D	Kit completo PROFIXDOOR a medida	De **8** a **13.5** mm	De **10** a **10.7** mm	Llave diferente	1 Ud.
PD4SKIT10SC	Kit completo PROFIXDOOR a medida	De **8** a **13.5** mm	De **10** a **10.7** mm	Sin cilindro	1 Ud.
PD4SKIT12U	Kit completo PROFIXDOOR a medida	De **8** a **13.5** mm	De **12** a **12.7** mm	Llave única	1 Ud.
PD4SKIT12D	Kit completo PROFIXDOOR a medida	De **8** a **13.5** mm	De **12** a **12.7** mm	Llave diferente	1 Ud.
PD4SKIT12SC	Kit completo PROFIXDOOR a medida	De **8** a **13.5** mm	De **12** a **12.7** mm	Sin cilindro	1 Ud.

ESQUEMAS Y DIMENSIONAMIENTO DE VIDRIOS ACONSEJADOS

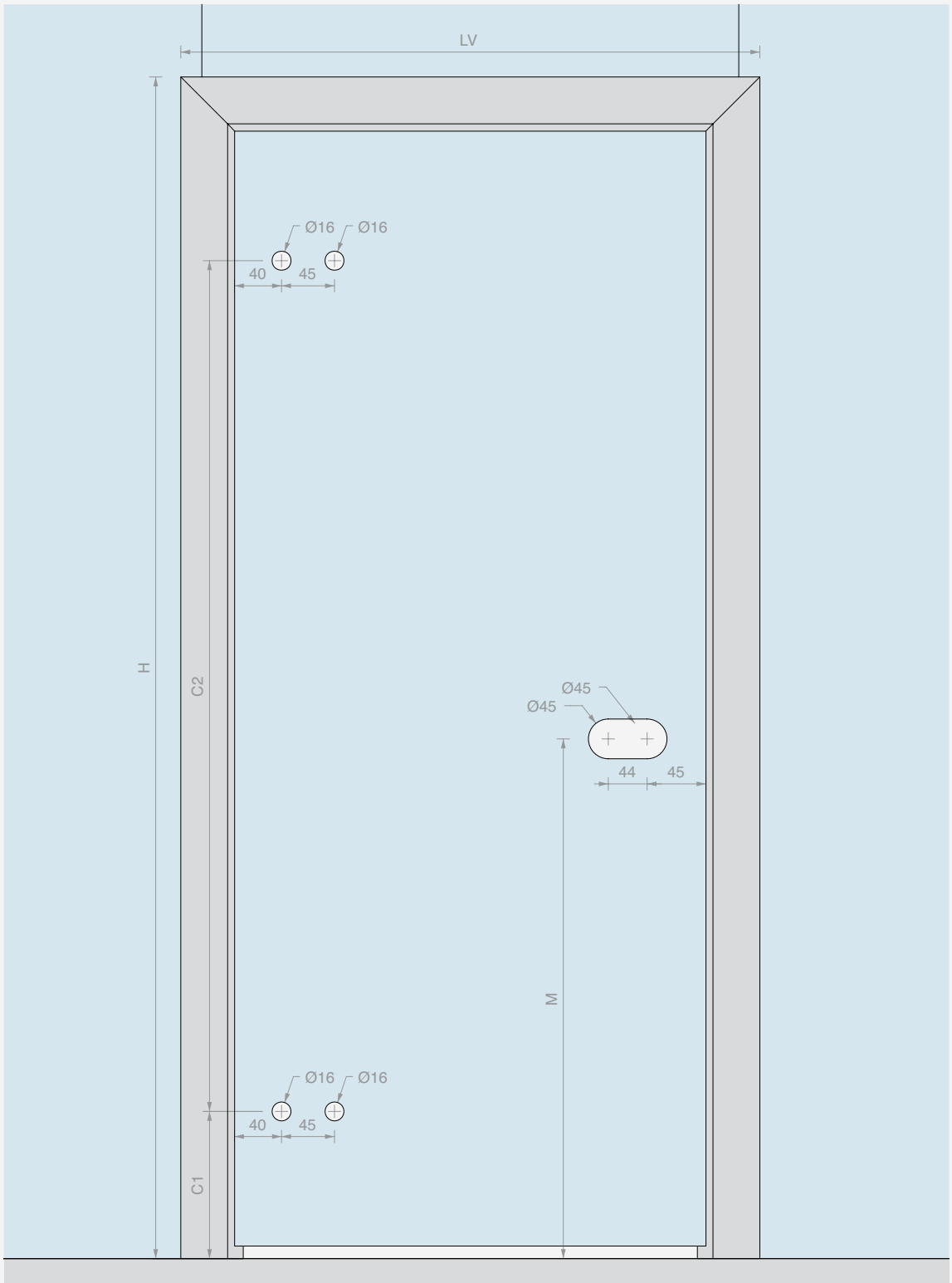

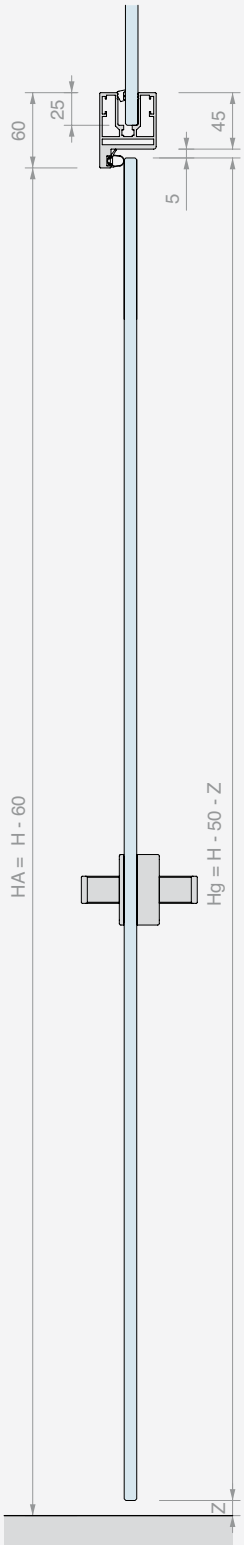

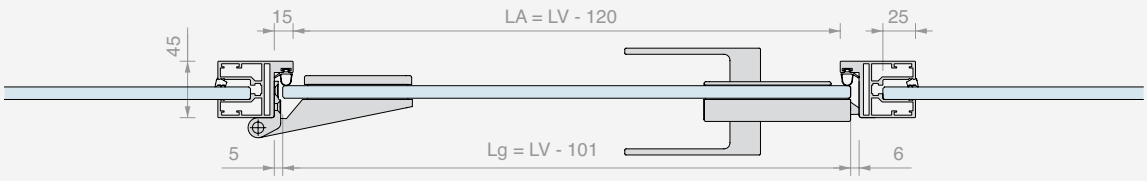



KIT COMPLETO PROFIXDOOR 148ALSQ

Material: Aluminio
Acabado: /6 /88 /97

Reducción ruido testada de 31 a 33 dB

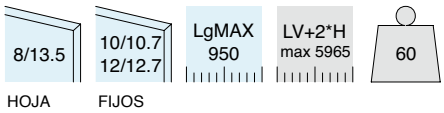

Kit formado por:

Art.	Descripción	Cant.
PDKIT02 / **PDKIT05**	Kit hoja PROFIXDOOR vidrios fijos 10/10.7 mm Kit hoja PROFIXDOOR vidrios fijos 12/12.7 mm	1 Ud.
CER148ALSQ	Bisagra cuadrada para jambas	2 Uds.
AP2203BORH	Cerradura mecánica con orificio para cilindro	1 Ud.
APHANDSC	Manilla cuadrada cerrada	1 Ud.
SERH17	Cerradero	1 Ud.
LAVPRO2	Maquinado a medida	1 Ud.
CISA2227U / **CISA2227D**	Cilindro europeo llave única Cilindro europeo llave diferente	1 Ud.

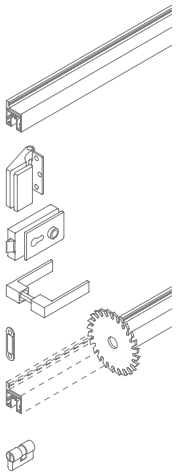

Art.	Descripción	Hoja	Vidrios fijos	Llave	Cant.
PD148SKIT10U	Kit completo PROFIXDOOR a medida	De **8** a **13.5** mm	De **10** a **10.7** mm	Llave única	1 Ud.
PD148SKIT10D	Kit completo PROFIXDOOR a medida	De **8** a **13.5** mm	De **10** a **10.7** mm	Llave diferente	1 Ud.
PD148SKIT10SC	Kit completo PROFIXDOOR a medida	De **8** a **13.5** mm	De **10** a **10.7** mm	Sin cilindro	1 Ud.
PD148SKIT12U	Kit completo PROFIXDOOR a medida	De **8** a **13.5** mm	De **12** a **12.7** mm	Llave única	1 Ud.
PD148SKIT12D	Kit completo PROFIXDOOR a medida	De **8** a **13.5** mm	De **12** a **12.7** mm	Llave diferente	1 Ud.
PD148SKIT12SC	Kit completo PROFIXDOOR a medida	De **8** a **13.5** mm	De **12** a **12.7** mm	Sin cilindro	1 Ud.

ESQUEMAS Y DIMENSIONAMIENTO DE VIDRIOS ACONSEJADOS

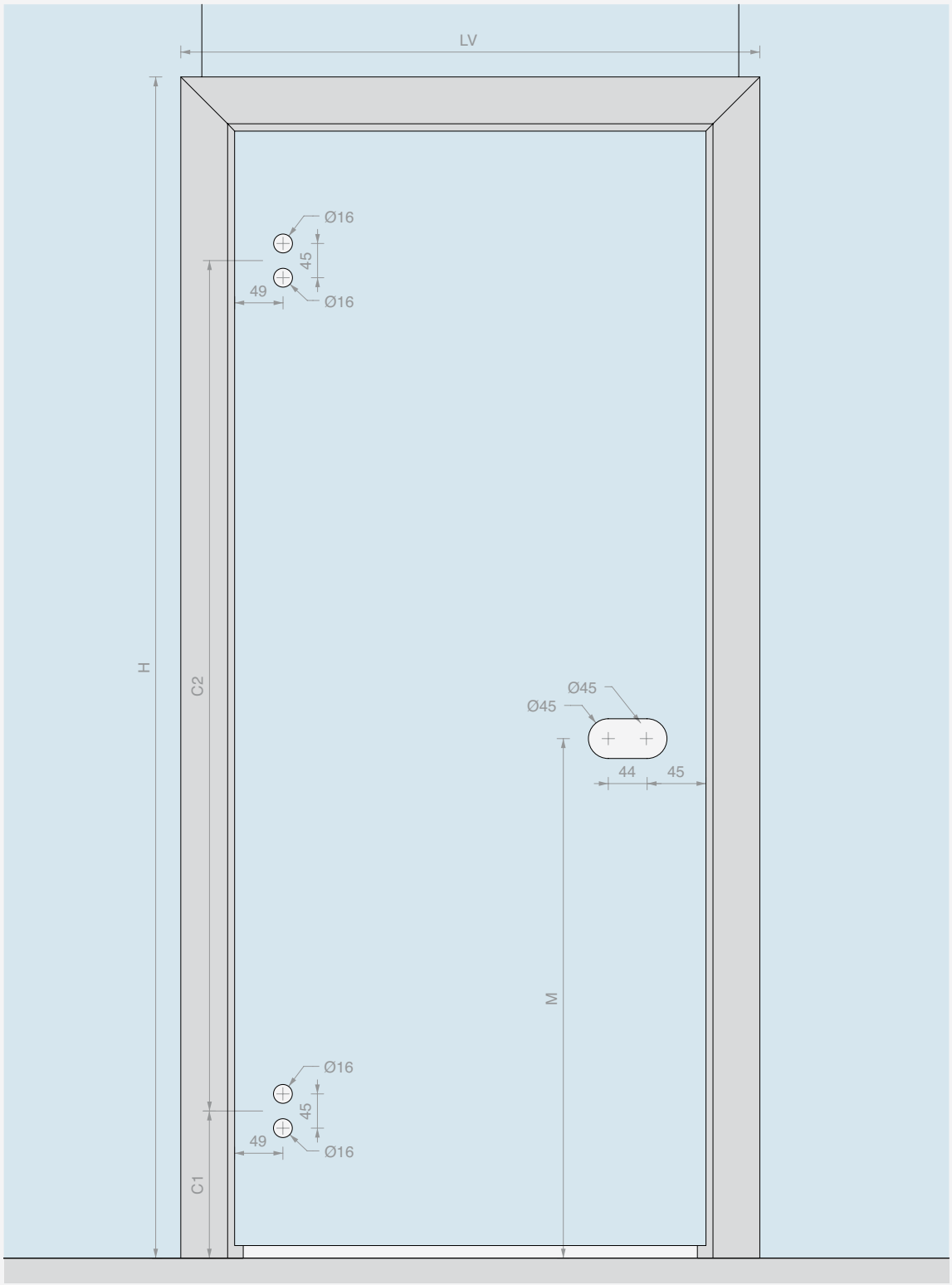

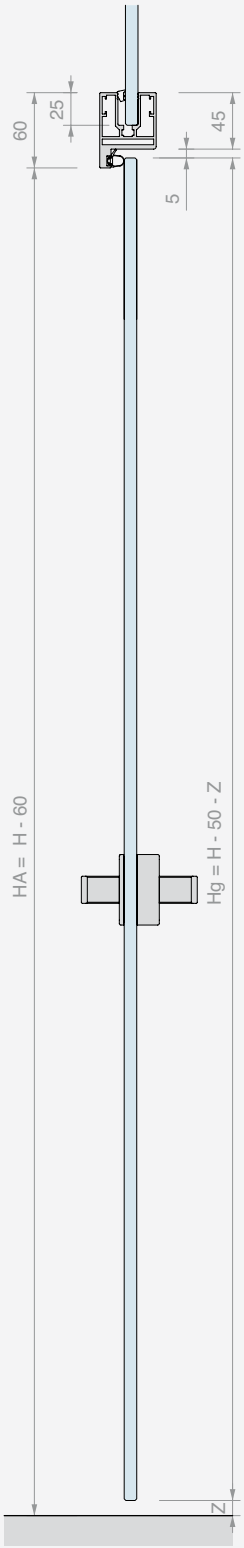

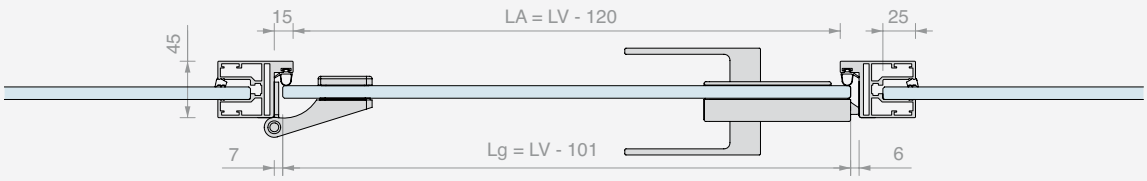

KIT COMPLETO PROFIXDOOR 4AL

Material: Aluminio
Acabado: /6 /88 /97

Reducción ruido testada de 31 a 33 dB

8/13.5	10/10.7 12/12.7	LgMAX 1000	LV+2*H max 5965	60
HOJA	FIJOS			

Kit formado por:

Art.	Descripción	Cant.
PDKIT02 / **PDKIT05**	Kit hoja PROFIXDOOR vidrios fijos 10/10.7 mm Kit hoja PROFIXDOOR vidrios fijos 12/12.7 mm	1 Ud.
CER4AL	Bisagra redondeada para jambas	2 Uds.
AP1203BORH	Cerradura mecánica con orificio para cilindro	1 Ud.
APHANDRC	Manilla redondeada cerrada	1 Ud.
SERH17	Cerradero	1 Ud.
LAVPRO2	Maquinado a medida	1 Ud.
CISA2227U / **CISA2227D**	Cilindro europeo llave única Cilindro europeo llave diferente	1 Ud.

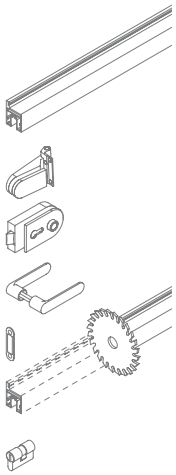

Art.	Descripción	Hoja	Vidrios fijos	Llave	Cant.
PD4RKIT10U	Kit completo PROFIXDOOR a medida	De **8** a **13.5** mm	De **10** a **10.7** mm	Llave única	1 Ud.
PD4RKIT10D	Kit completo PROFIXDOOR a medida	De **8** a **13.5** mm	De **10** a **10.7** mm	Llave diferente	1 Ud.
PD4RKIT10SC	Kit completo PROFIXDOOR a medida	De **8** a **13.5** mm	De **10** a **10.7** mm	Sin cilindro	1 Ud.
PD4RKIT12U	Kit completo PROFIXDOOR a medida	De **8** a **13.5** mm	De **12** a **12.7** mm	Llave única	1 Ud.
PD4RKIT12D	Kit completo PROFIXDOOR a medida	De **8** a **13.5** mm	De **12** a **12.7** mm	Llave diferente	1 Ud.
PD4RKIT12SC	Kit completo PROFIXDOOR a medida	De **8** a **13.5** mm	De **12** a **12.7** mm	Sin cilindro	1 Ud.

ESQUEMAS Y DIMENSIONAMIENTO DE VIDRIOS ACONSEJADOS

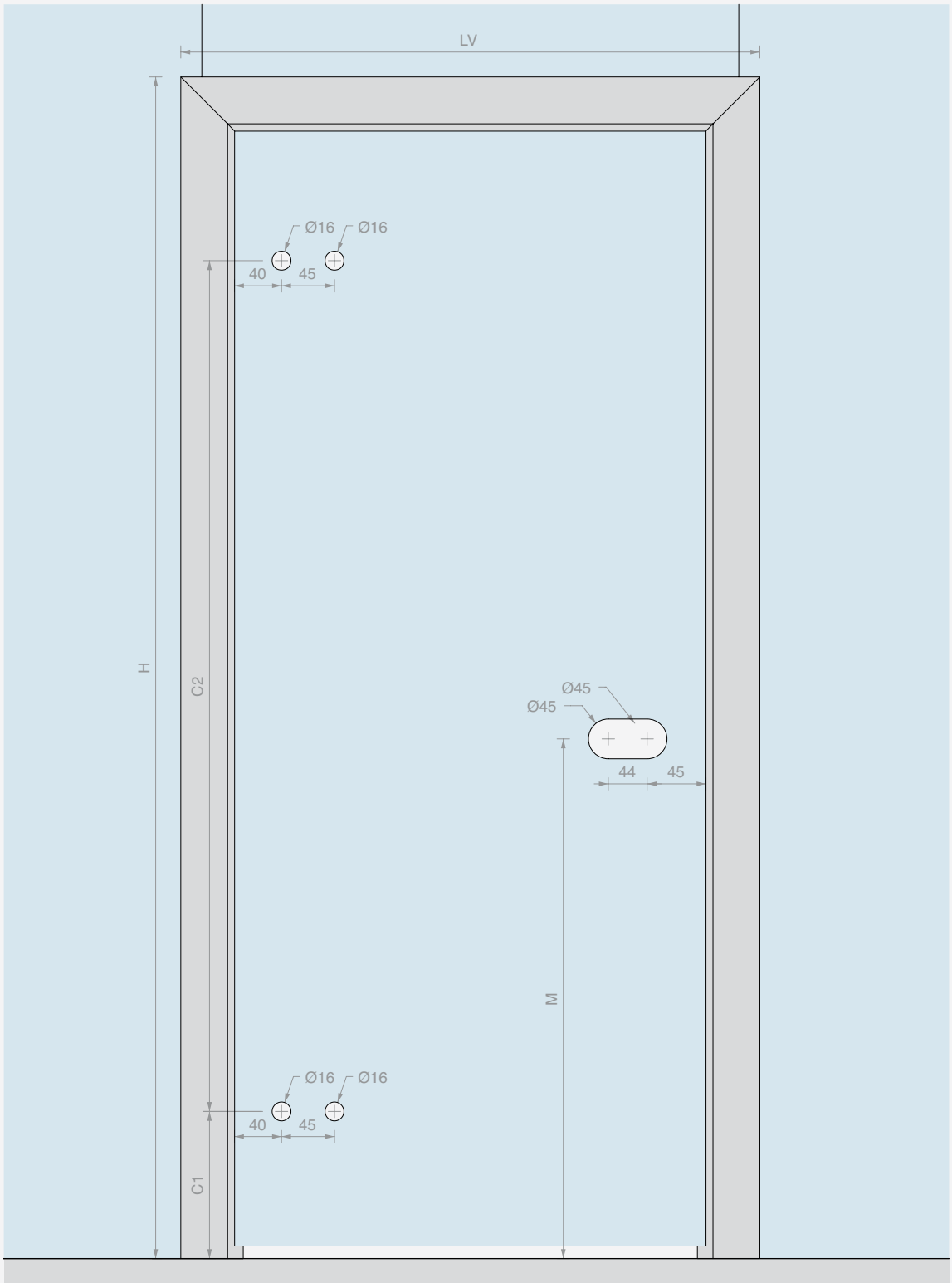

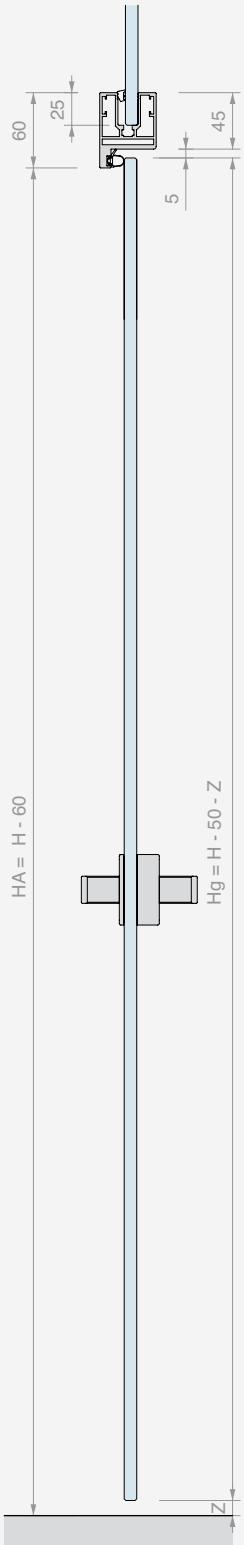

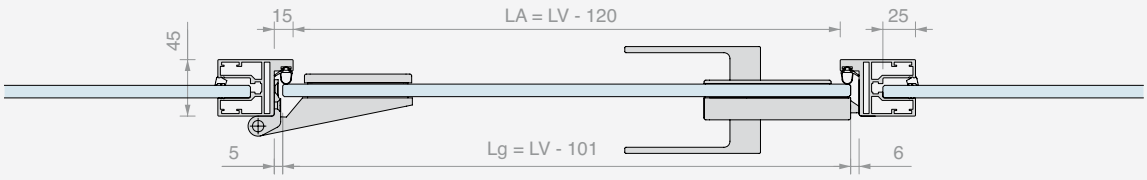

KIT COMPLETO PROFIXDOOR 148AL

Material: Aluminio
Acabado: /6 /88 /97

Reducción ruido testada de 31 a 33 dB

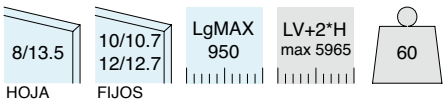

Kit formado por:

Art.	Descripción	Cant.
PDKIT02 / **PDKIT05**	Kit hoja PROFIXDOOR vidrios fijos 10/10.7 mm Kit hoja PROFIXDOOR vidrios fijos 12/12.7 mm	1 Ud.
CER148AL	Bisagra redondeada para jambas	2 Uds.
AP1203BORH	Cerradura mecánica con orificio para cilindro	1 Ud.
APHANDRC	Manilla redondeada cerrada	1 Ud.
SERH17	Cerradero	1 Ud.
LAVPRO2	Maquinado a medida	1 Ud.
CISA2227U / **CISA2227D**	Cilindro europeo llave única Cilindro europeo llave diferente	1 Ud.

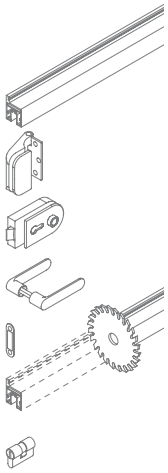

Art.	Descripción	Hoja	Vidrios fijos	Llave	Cant.
PD148RKIT10U	Kit completo PROFIXDOOR a medida	De **8** a **13.5** mm	De **10** a **10.7** mm	Llave única	1 Ud.
PD148RKIT10D	Kit completo PROFIXDOOR a medida	De **8** a **13.5** mm	De **10** a **10.7** mm	Llave diferente	1 Ud.
PD148RKIT10SC	Kit completo PROFIXDOOR a medida	De **8** a **13.5** mm	De **10** a **10.7** mm	Sin cilindro	1 Ud.
PD148RKIT12U	Kit completo PROFIXDOOR a medida	De **8** a **13.5** mm	De **12** a **12.7** mm	Llave única	1 Ud.
PD148RKIT12D	Kit completo PROFIXDOOR a medida	De **8** a **13.5** mm	De **12** a **12.7** mm	Llave diferente	1 Ud.
PD148RKIT12SC	Kit completo PROFIXDOOR a medida	De **8** a **13.5** mm	De **12** a **12.7** mm	Sin cilindro	1 Ud.

ESQUEMAS Y DIMENSIONAMIENTO DE VIDRIOS ACONSEJADOS

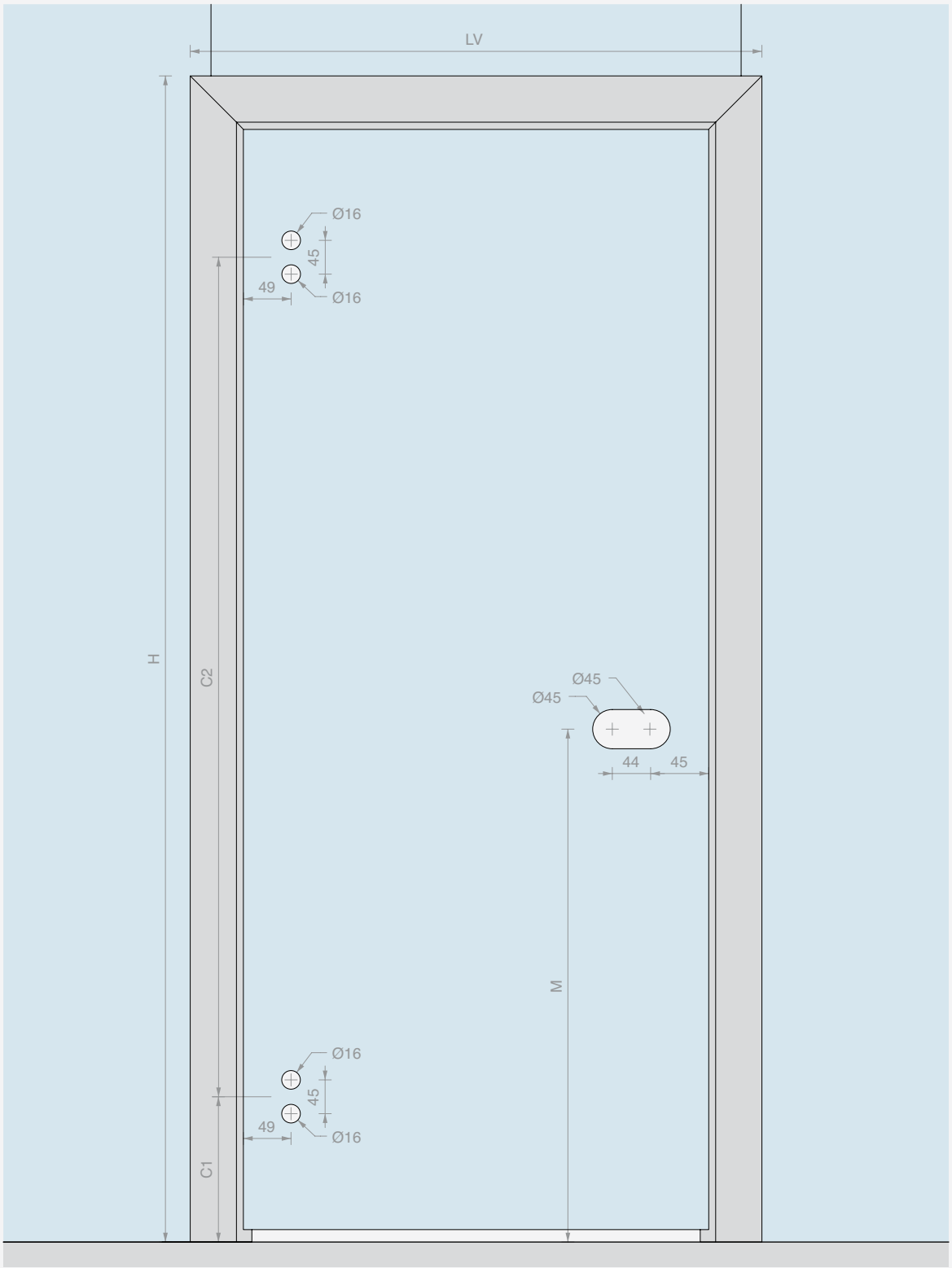

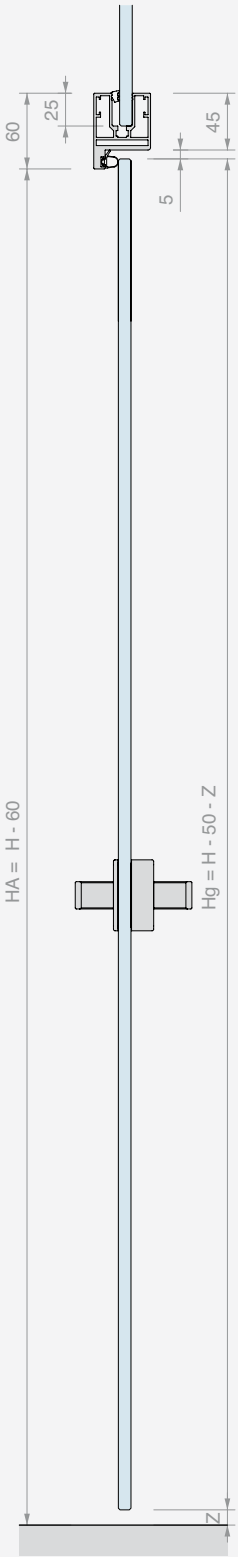

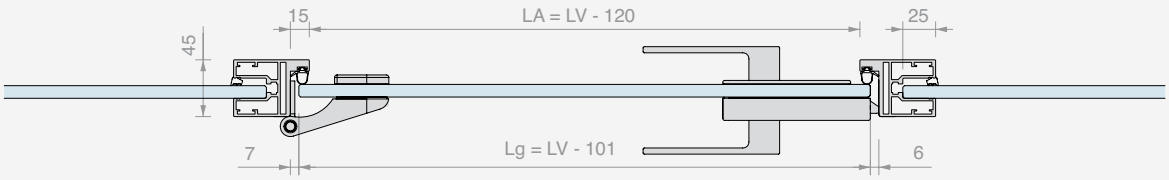

FORMULARIO DE ORDEN PROFIXDOOR A MEDIDA

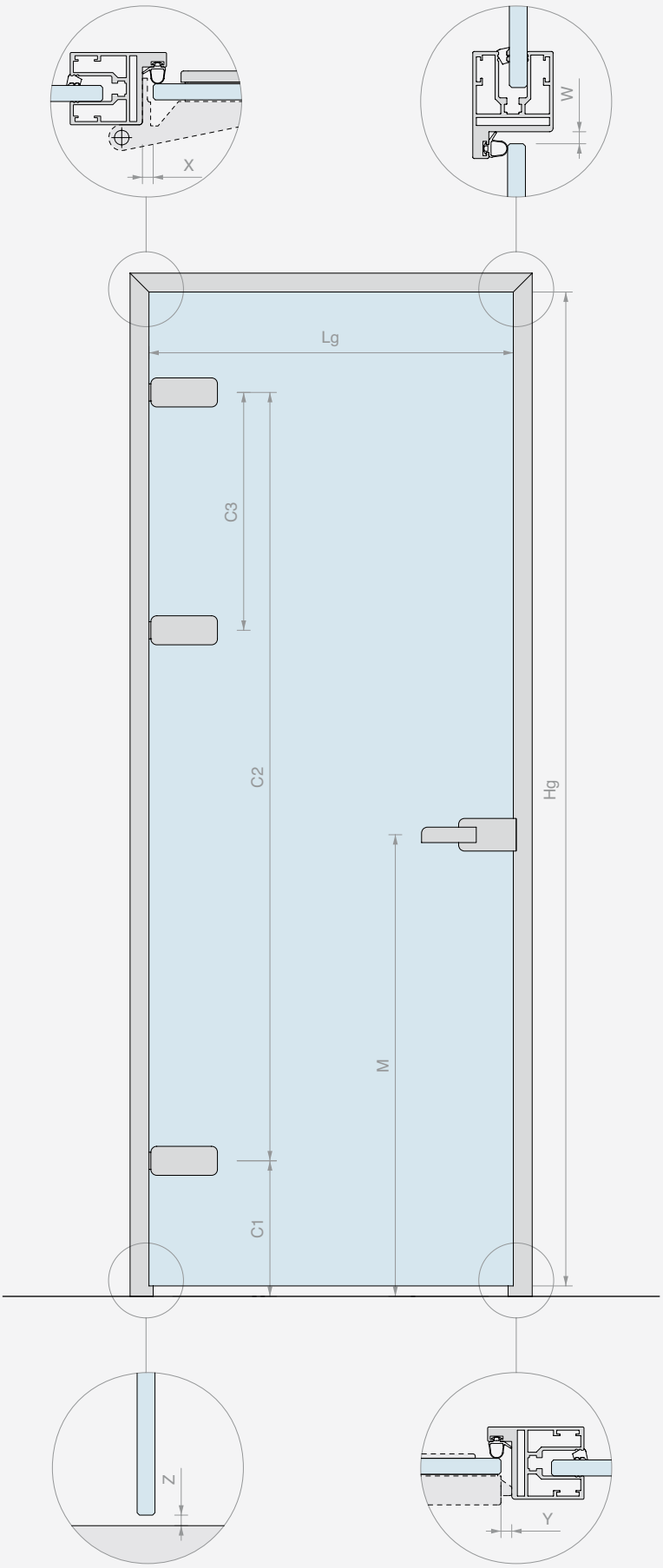

MECANIZADOS RELACIONADOS CON EL PERFIL

MEDIDAS HOJA

Lg = _____ mm

Hg = _____ mm

ESPESOR HOJA

_____ mm

ESPESOR VIDRIOS FIJOS

_____ mm

OTRAS MEDIDAS

☐ Valores según su consejo

X = _____ mm

Z = _____ mm

Y = _____ mm

W = _____ mm

C1 = _____ mm

C2 = _____ mm

C3 = _____ mm
(si presente)

M = _____ mm

☐ Apertura a la izquierda

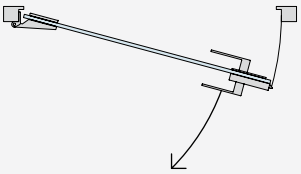

☐ Apertura a la derecha

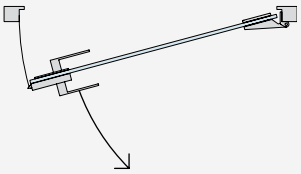

ACABADO Y CANTIDADES DEL KIT COMPLETO

☐ /6 ALUMINIO NEGRO

☐ /88 ALUMINIO SATINADO SÍMIL-INOX

☐ /97 ALUMINIO MATE

☐ Otro _____

Cant. = ___ Uds.

ACCESORIOS

BISAGRAS Cant. = _____ Uds.	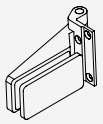 ☐ CER4ALSQ Bisagra cuadrada para jambas	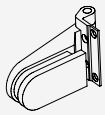 ☐ CER4AL Bisagra redondeada para jambas	 ☐ FA50 Bisagra para jambas estrechas cuadrada	(adjuntar Ficha técnica)		
	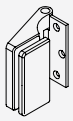 ☐ CER148ALSQ Bisagra cuadrada para jambas	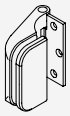 ☐ CER148AL Bisagra redondeada para jambas	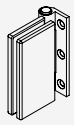 ☐ FA100 Bisagra para jambas estrechas rectangular	☐ OTRO		
CERRADURA Cant. = _____ Uds.	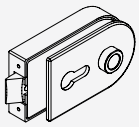 ☐ AP1203BORH Cerradura mecánica con orificio para cilindro	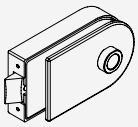 ☐ AP1203BOST Cerradura mecánica sin orificio para cilindro	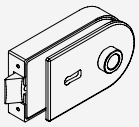 ☐ AP1203BOPA Cerradura mecánica con llave patent	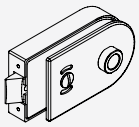 ☐ AP1203BOKS Cerradura mecánica libre/ocupado	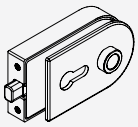 ☐ AP1203BOMG Cerradura magnética con orificio para cilindro	(adjuntar Ficha técnica)
	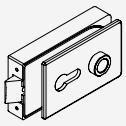 ☐ AP2203BORH Cerradura mecánica con orificio para cilindro	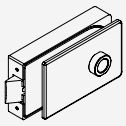 ☐ AP2203BOST Cerradura mecánica sin orificio para cilindro	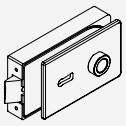 ☐ AP2203BOPA Cerradura mecánica con llave patent	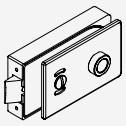 ☐ AP2203BOKS Cerradura mecánica libre/ocupado	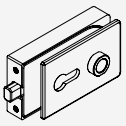 ☐ AP2203BOMG Cerradura magnética con orificio para cilindro	☐ OTRO
MANILLA Cant. = _____ Uds.	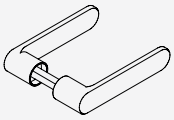 ☐ APHANDRC Manilla redondeada cerrada	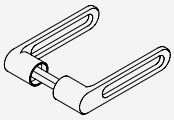 ☐ APHANDRH Manilla redondeada abierta	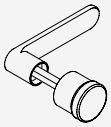 ☐ APHAFKRC Manilla redondeada cerradas con pomo fijo	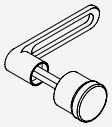 ☐ APHAFKRH Manilla redondeada abierta con pomo fijo		
	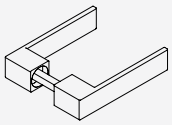 ☐ APHANDSC Manilla cuadrada cerrada	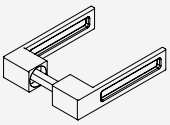 ☐ APHANDSH Manilla cuadrada abierta	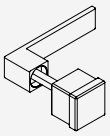 ☐ APHAFKSC Manilla cuadrada cerrada con pomo fijo	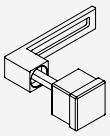 ☐ APHAFKSH Manilla cuadrada abierta con pomo fijo		
CILINDRO (si necesario) Cant. = _____ Uds.	 ☐ CISA2227D Cilindro llave distinta	 ☐ CISA2227U Cilindro llave única	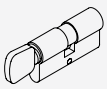 ☐ S1217U Cilindro llave única con pomo			
CERRADERO Cant. = _____ Uds.	 ☐ SERH17 Cerradero para pestillo mecánico	 ☐ APROIN17M Cerradero para pestillo magnético	(adjuntar Ficha técnica) ☐ OTRO			

KIT HOJA PROFIXDOOR

Material: Aluminio
Acabado: /6 /88 /97

Reducción ruido testada de 31 a 33 dB



ESQUEMAS Y DIMENSIONAMIENTO DE VIDRIOS ACONSEJADOS

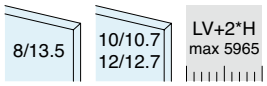

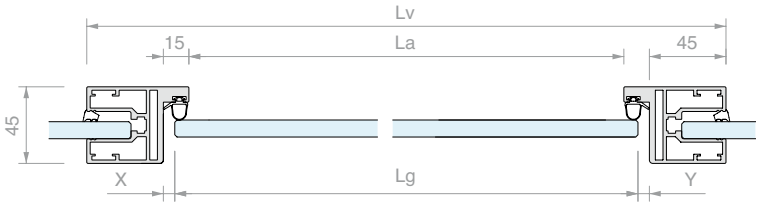

Kit formado por:

Art.	Descripción	Cant.
PFDOOR66	Perfil para hojas y vidrios fijos	1 Ud.
PD001	4 estribos de unión	1 Ud.
PD002	4 estribos de alineación	1 Ud.
PD8A	Junta de tope gris	6 m
PFDOORCUT	Corte a medida	1 Ud.
GTUP6 / **GTUP4**	Bloqueador para 10/10.7 mm / Bloqueador para 12/12.7 mm	6 m

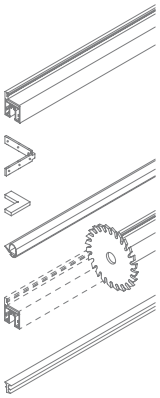

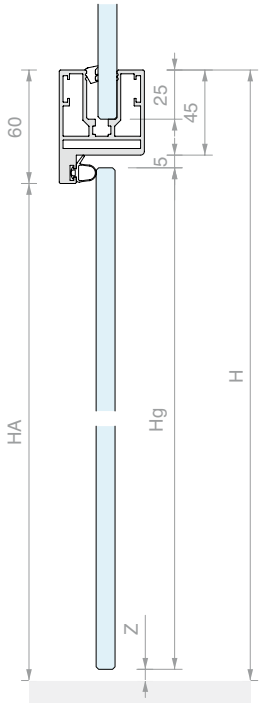

FÓRMULAS

Lg = LV - (90 + X + Y)
Hg = H - 50 - Z

OTRAS MEDIDAS

LA = LV - 120
HA = H - 60

Las cotas X e Y dependerán de las bisagras y la cerradura que se utilicen

Art.	Descripción	Hojas	Vidrios fijos	Cant.
PDKIT02	Kit hoja PROFIXDOOR a medida	De **8** a **13.5** mm	De **10** a **10.7** mm	1 Ud.
PDKIT05	Kit hoja PROFIXDOOR a medida	De **8** a **13.5** mm	De **12** a **12.7** mm	1 Ud.

PERFIL PARA HOJAS Y VIDRIOS FIJOS PROFIXDOOR

Material: Aluminio

Junta GTUP que pedir separadamente

Acabado: /6 /10 /88 /97

Reducción ruido testada de 31 a 33 dB

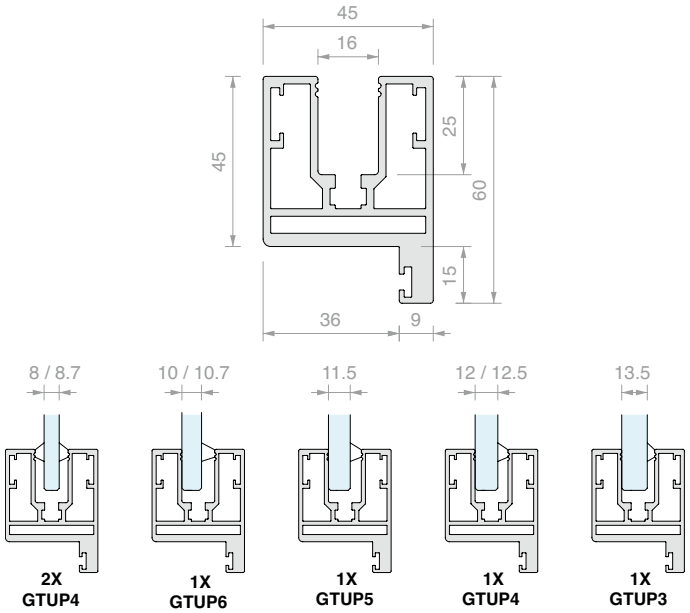

Art.	Longitud	Hojas	Vidrios fijos	Cant.
PFDOOR6615	**1497** mm	De **8** a **13.5** mm	De **8** a **13.5** mm	1 Ud.
PFDOOR6630	**2998** mm	De **8** a **13.5** mm	De **8** a **13.5** mm	1 Ud.
PFDOOR66	**6000** mm	De **8** a **13.5** mm	De **8** a **13.5** mm	1 Ud.

PERFIL PARA HOJAS Y VIDRIOS FIJOS PROFIXDOOR

Material: Aluminio

Junta GTUP que pedir separadamente

Acabado: /6 /10 /88 /97

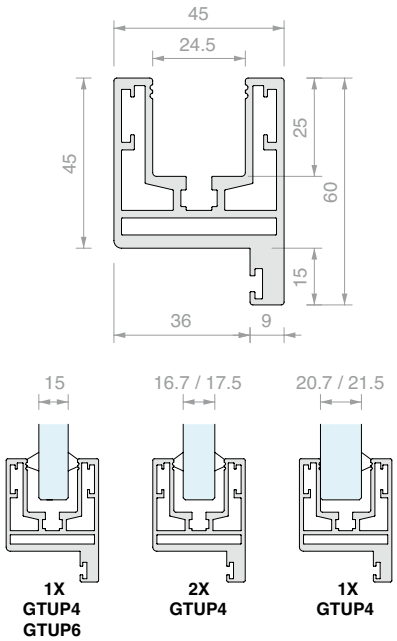

Art.	Longitud	Hojas	Vidrios fijos	Cant.
PFDOOR81015	**1497** mm	De **8** a **13.5** mm	De **15** a **21.5** mm	1 Ud.
PFDOOR81030	**2998** mm	De **8** a **13.5** mm	De **15** a **21.5** mm	1 Ud.
PFDOOR810	**6000** mm	De **8** a **13.5** mm	De **15** a **21.5** mm	1 Ud.

JUNTA DE TOPE

Material: Silicona

Acabado: /6 /97

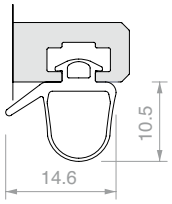

Art.	Para vidrios	Cant.
PD8A	De **8** a **10.76** mm	1 m

JUNTA DE TOPE

Material: PVC

Acabado: /6 /97

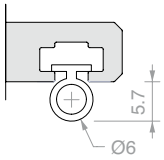

Art.	Para vidrios	Cant.
PD12	De **11.52** a **13.52** mm	1 m

N°4 ESTRIBOS UNIÓN PERFILES A 90°

Material: Acero AISI 304

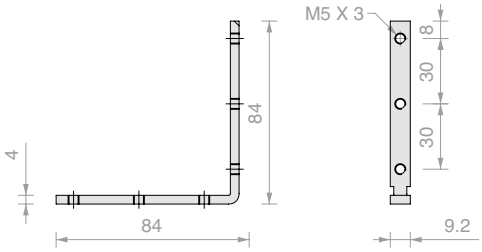

Art.	Cant.
PD001	1 Ud.

N°4 ESTRIBOS ALINEACIÓN PERFILES A 90°

Material: POM

Acabado: /6

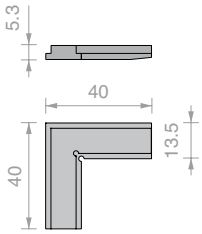

Art.	Cant.
PD002	1 Ud.

KIT FIJACIÓN A PARED PFDOOR66

Material: Aluminio

No se puede utilizar si hay pared en todos los 3 lados

Acabado: /97

TIPOLOGÍA DE APLICACIONES:

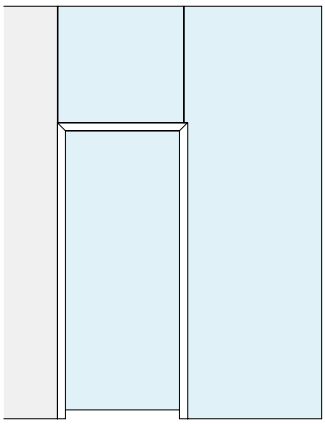

1 x PDMUR66

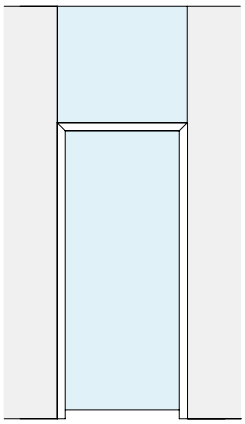

2 x PDMUR66

Art.	Cant.
PDMUR66	1 Ud.

CÁLCULO Y CORTE A 45° PROFIXDOOR

Art.	Cant.
PFDOORCUT	1 Ud.

MECANIZADOS EN PROFIXDOOR

Aconsejamos de rellenar los formularios de las páginas 426/427, también disponibles en formato editable en la pagina web

Art.	Mecanizados	Cant.
LAVCER	para 2 bisagras Logli	1 Ud.
LAVSER	para cerradero Logli	1 Ud.
LAVPRO2	para 2 bisagras y cerradero Logli	1 Ud.
LAVPRO3	para 3 bisagras y cerradero Logli	1 Ud.

KIT COMPLETO IMBOTTE EN «L» 50

Material: Aluminio
Acabado: /6 /97

Kit formado por:

Art.	Descripción	Cant.
IMB25KIT	Kit hoja IMBOTTE en «L»	1 Ud.
FA50	Bisagra para jambas estrechas cuadrada	2 Uds.
AP2203BORH	Cerradura mecánica con orificio para cilindro	1 Ud.
APHANDSC	Manilla cuadrada cerrada	1 Ud.
SERH17	Cerradero	1 Ud.
LAVPRO2	Maquinado a medida	1 Ud.
CISA2227U / **CISA2227D**	Cilindro europeo llave única / Cilindro europeo llave diferente	1 Ud.

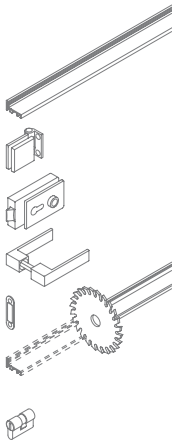

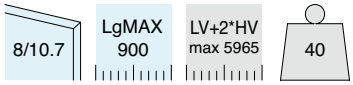

Art.	Descripción	Para vidrios	Llave	Cant.
IMB2550SKITU	Kit completo IMBOTTE en «L» 50 a medida	De **8** a **10.7** mm	Llave única	1 Ud.
IMB2550SKITD	Kit completo IMBOTTE en «L» 50 a medida	De **8** a **10.7** mm	Llave diferente	1 Ud.
IMB2550SKITSC	Kit completo IMBOTTE en «L» 50 a medida	De **8** a **10.7** mm	Sin cilindro	1 Ud.

ESQUEMAS Y DIMENSIONAMIENTO DE VIDRIOS ACONSEJADOS

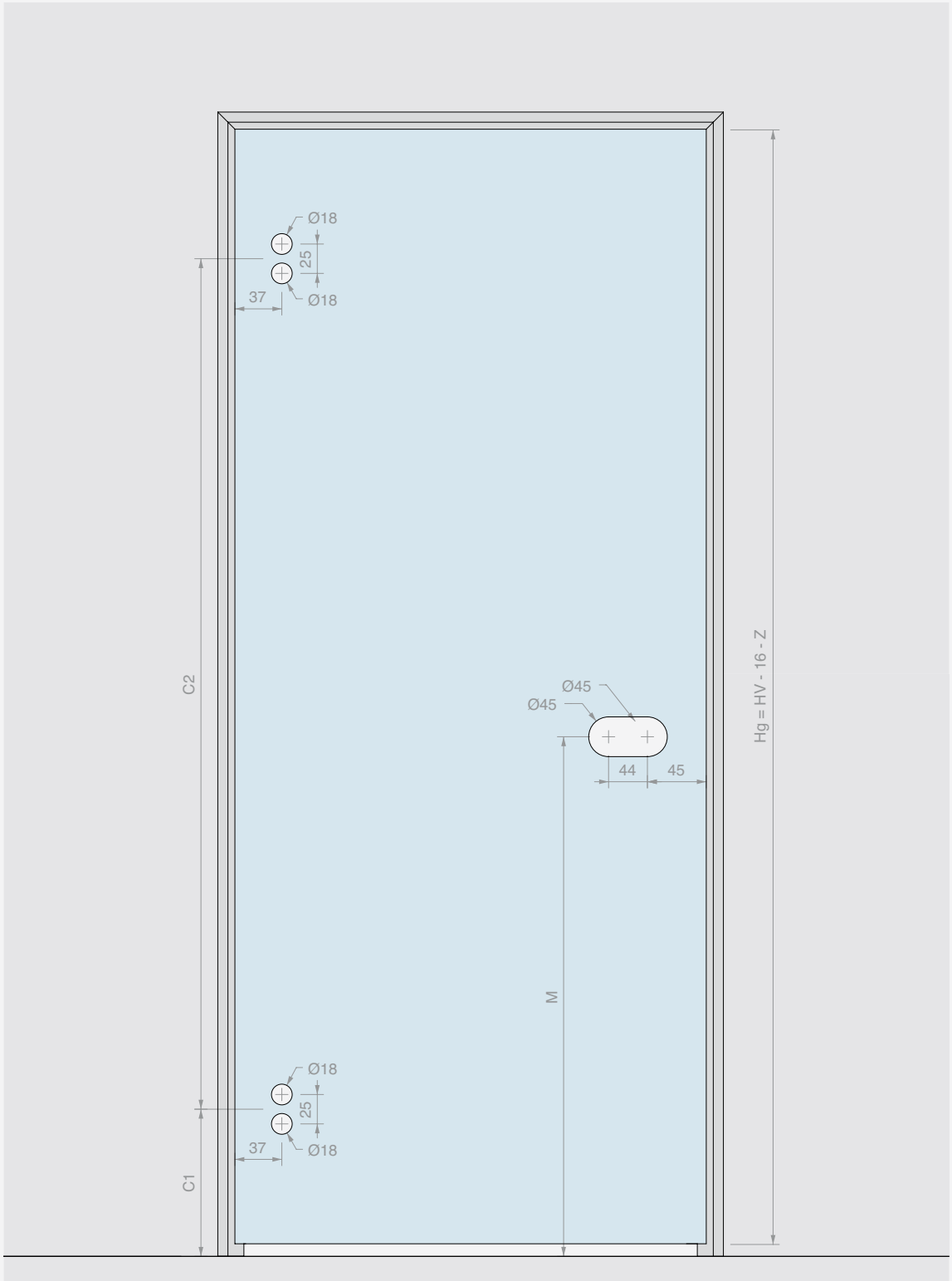

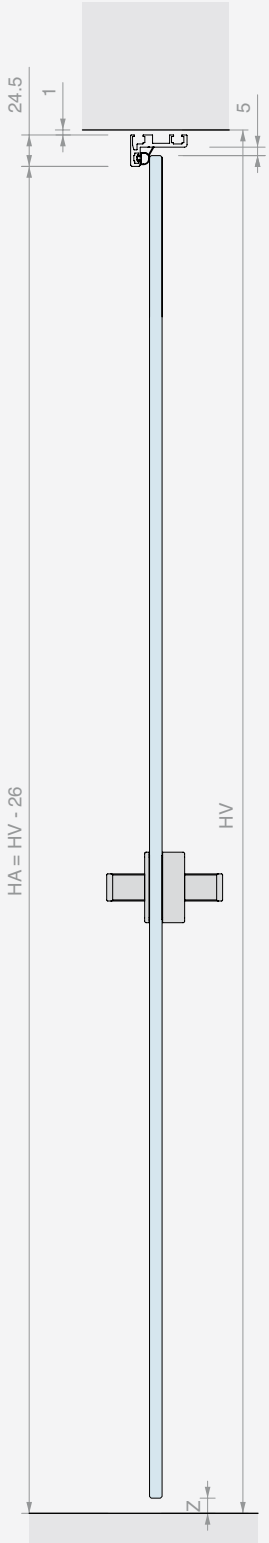

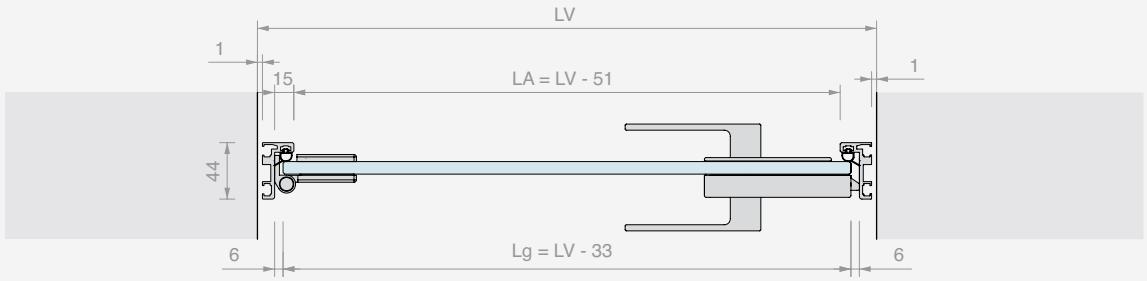

FORMULARIO DE ORDEN IMBOTTE EN «L» A MEDIDA

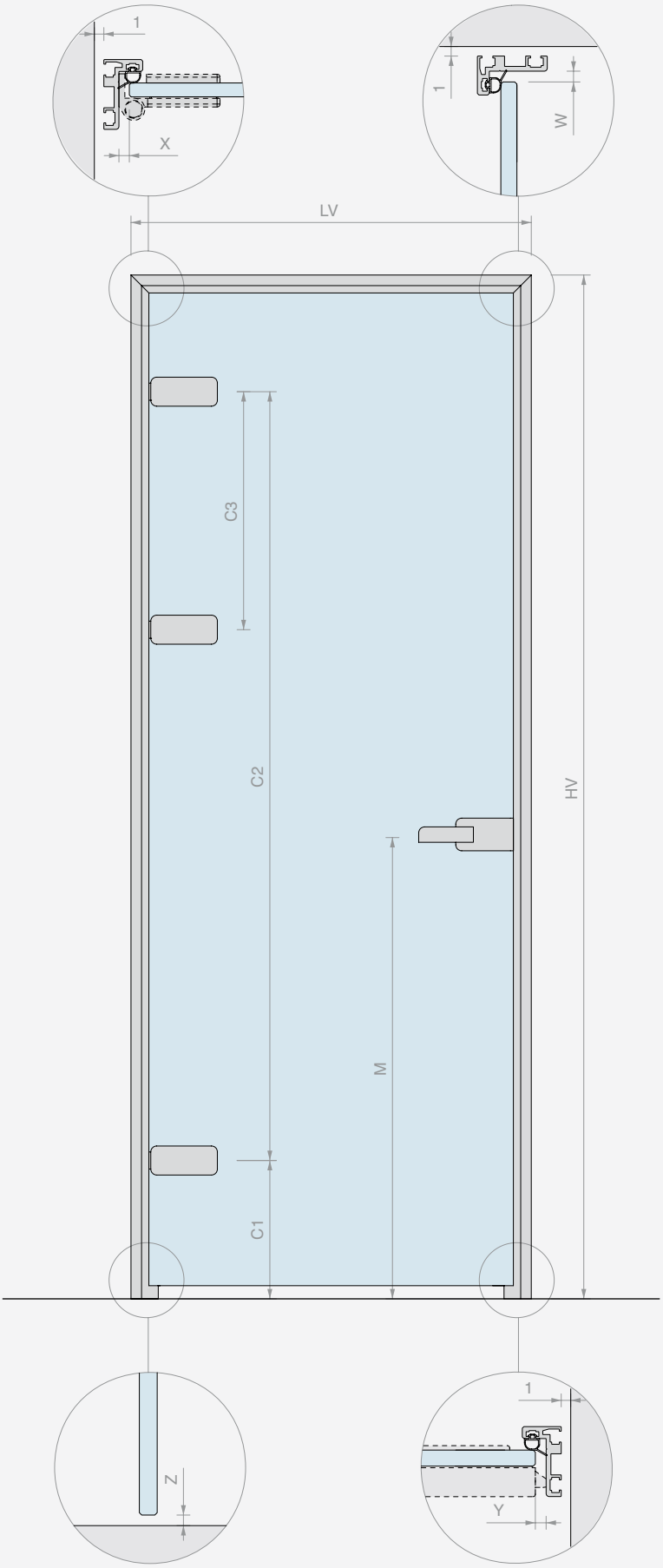

MECANIZADOS RELACIONADOS CON EL PERFIL

MEDIDAS DEL VANO

LV = _____ mm

HV = _____ mm

ESPESOR HOJA

_____ mm

OTRAS MEDIDAS

Valores según su consejo

X = _____ mm

Z = _____ mm

Y = _____ mm

W = _____ mm

C1 = _____ mm

C2 = _____ mm

C3 = _____ mm
(si presente)

M = _____ mm

☐ Apertura a la izquierda

☐ Apertura a la derecha

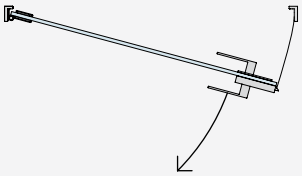

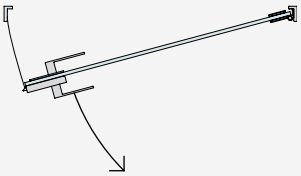

ACABADO Y CANTIDADES DEL KIT COMPLETO

☐ /6 ALUMINIO NEGRO

☐ /97 ALUMINIO MATE

☐ Otro _____

Cant. = ___ Uds.

ACCESORIOS

BISAGRAS Cant. = _____ Uds.	 ☐ FA50 Bisagra para jambas estrechas cuadrada	(adjuntar Ficha técnica)				
	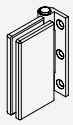 ☐ FA100 Bisagra para jambas estrechas rectangular	☐ OTRO				
CERRADURA Cant. = _____ Uds.	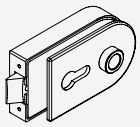 ☐ AP1203BORH Cerradura mecánica con orificio para cilindro	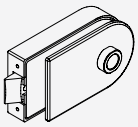 ☐ AP1203BOST Cerradura mecánica sin orificio para cilindro	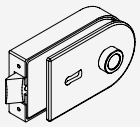 ☐ AP1203BOPA Cerradura mecánica con llave patent	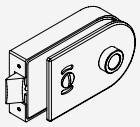 ☐ AP1203BOKS Cerradura mecánica libre/ocupado	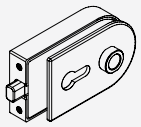 ☐ AP1203BOMG Cerradura magnética con orificio para cilindro	(adjuntar Ficha técnica)
	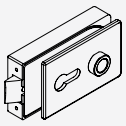 ☐ AP2203BORH Cerradura mecánica con orificio para cilindro	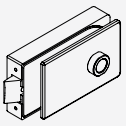 ☐ AP2203BOST Cerradura mecánica sin orificio para cilindro	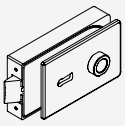 ☐ AP2203BOPA Cerradura mecánica con llave patent	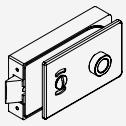 ☐ AP2203BOKS Cerradura mecánica libre/ocupado	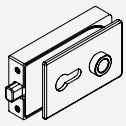 ☐ AP2203BOMG Cerradura magnética con orificio para cilindro	☐ OTRO
MANILLA Cant. = _____ Uds.	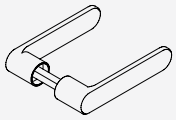 ☐ APHANDRC Manilla redondeada cerrada	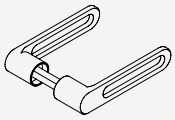 ☐ APHANDRH Manilla redondeada abierta	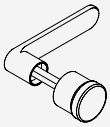 ☐ APHAFKRC Manilla redondeada cerradas con pomo fijo	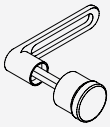 ☐ APHAFKRH Manilla redondeada abierta con pomo fijo		
	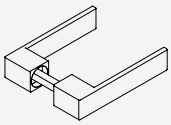 ☐ APHANDSC Manilla cuadrada cerrada	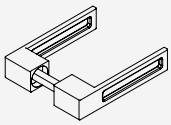 ☐ APHANDSH Manilla cuadrada abierta	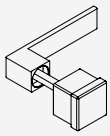 ☐ APHAFKSC Manilla cuadrada cerrada con pomo fijo	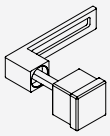 ☐ APHAFKSH Manilla cuadrada abierta con pomo fijo		
CILINDRO (si necesario) Cant. = _____ Uds.	 ☐ CISA2227D Cilindro llave distinta	 ☐ CISA2227U Cilindro llave única	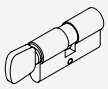 ☐ S1217U Cilindro llave única con pomo			
CERRADERO Cant. = _____ Uds.	 ☐ SERH17 Cerradero para pestillo mecánico	 ☐ APROIN17M Cerradero para pestillo magnético	(adjuntar Ficha técnica) ☐ OTRO			

KIT COMPLETO IMBOTTE EN «Z» 50

Material: Aluminio
Acabado: /6 /97

Kit formado por:

Art.	Descripción	Cant.
IMB43KIT	Kit hoja IMBOTTE en «Z»	1 Ud.
FA50	Bisagra para jambas estrechas cuadrada	2 Uds.
AP2203BORH	Cerradura mecánica con orificio para cilindro	1 Ud.
APHANDSC	Manilla cuadrada cerrada	1 Ud.
SERH17	Cerradero	1 Ud.
LAVPRO2	Maquinado a medida	1 Ud.
CISA2227U / **CISA2227D**	Cilindro europeo llave única / Cilindro europeo llave diferente	1 Ud.

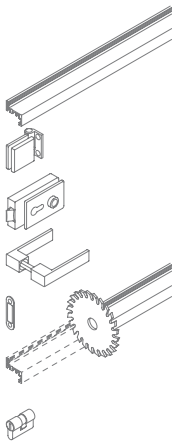

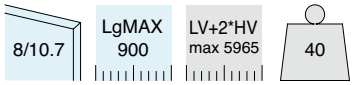

Art.	Descripción	Para vidrios	Llave	Cant.
IMB4350KITU	Kit completo IMBOTTE en «Z» 50 a medida	De **8** a **10.7** mm	Llave única	1 Ud.
IMB4350KITD	Kit completo IMBOTTE en «Z» 50 a medida	De **8** a **10.7** mm	Llave diferente	1 Ud.
IMB4350KITSC	Kit completo IMBOTTE en «Z» 50 a medida	De **8** a **10.7** mm	Sin cilindro	1 Ud.

ESQUEMAS Y DIMENSIONAMIENTO DE VIDRIOS ACONSEJADOS

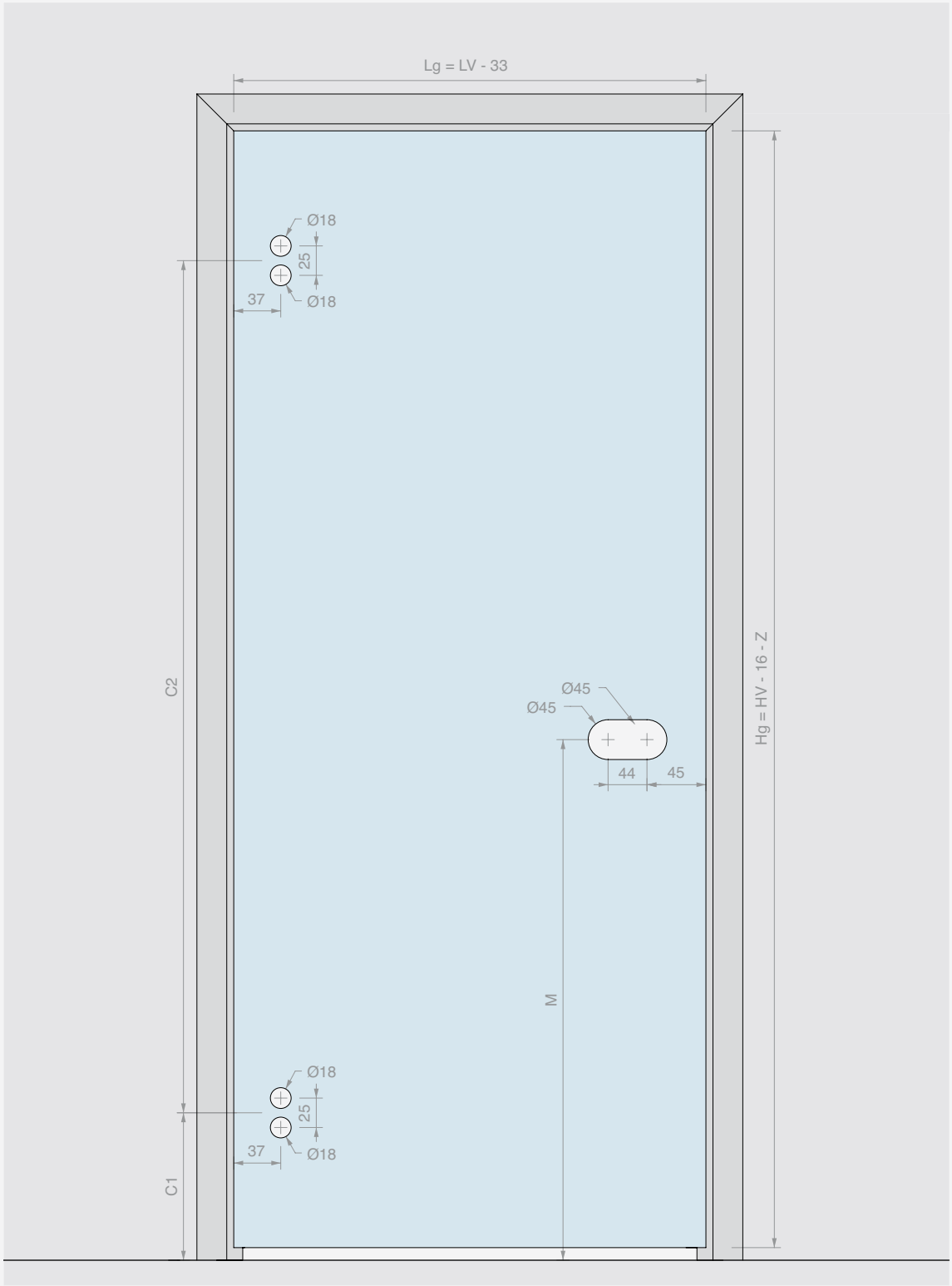

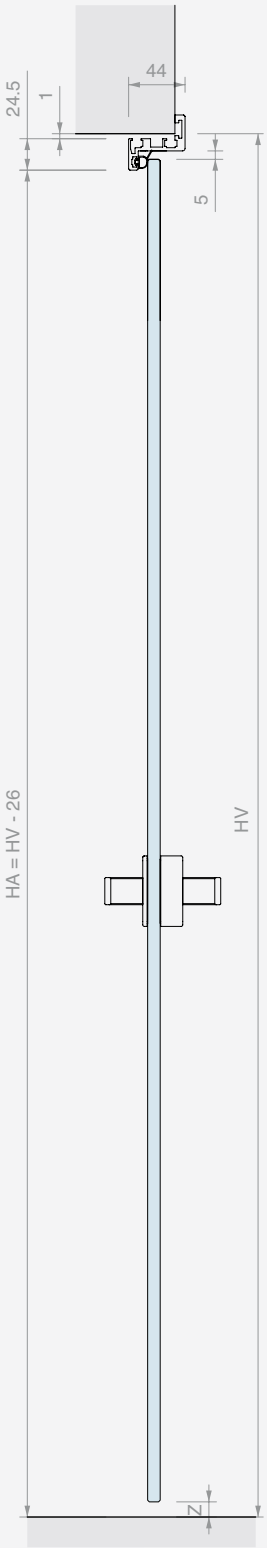

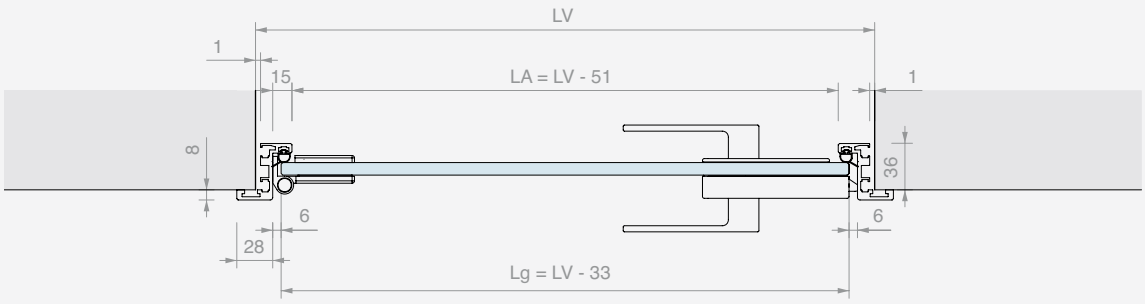

KIT COMPLETO IMBOTTE EN «Z» 148AL

Material: Aluminio
Acabado: /6 /97

Kit formado por:

Art.	Descripción	Cant.
IMB43KIT	Kit hoja IMBOTTE en «Z»	1 Ud.
CER148AL	Bisagra redondeada para jambas	2 Uds.
AP1203BORH	Cerradura mecánica con orificio para cilindro	1 Ud.
APHANDRC	Manilla redondeada cerrada	1 Ud.
SERH17	Cerradero	1 Ud.
LAVPRO2	Maquinado a medida	1 Ud.
CISA2227U / **CISA2227D**	Cilindro europeo llave única / Cilindro europeo llave diferente	1 Ud.

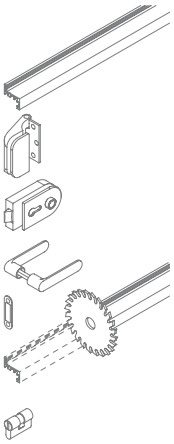

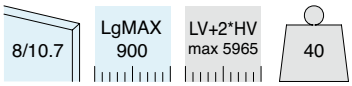

Art.	Descripción	Para vidrios	Llave	Cant.
IMB43148KITU	Kit completo IMBOTTE en «Z» 148AL a medida	De **8** a **10.7** mm	Llave única	1 Ud.
IMB43148KITD	Kit completo IMBOTTE en «Z» 148AL a medida	De **8** a **10.7** mm	Llave diferente	1 Ud.
IMB43148KITSC	Kit completo IMBOTTE en «Z» 148AL a medida	De **8** a **10.7** mm	Sin cilindro	1 Ud.

ESQUEMAS Y DIMENSIONAMIENTO DE VIDRIOS ACONSEJADOS

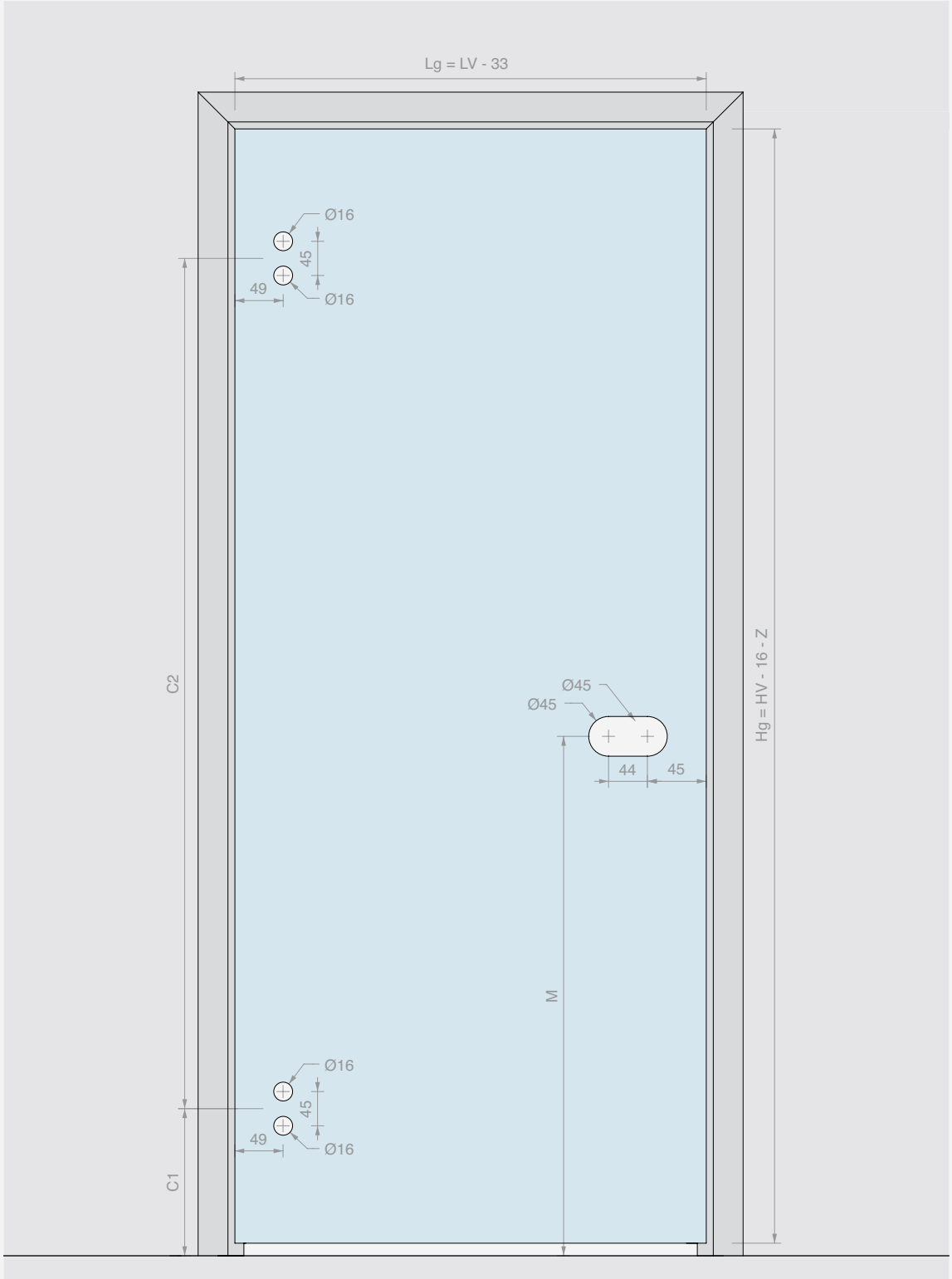

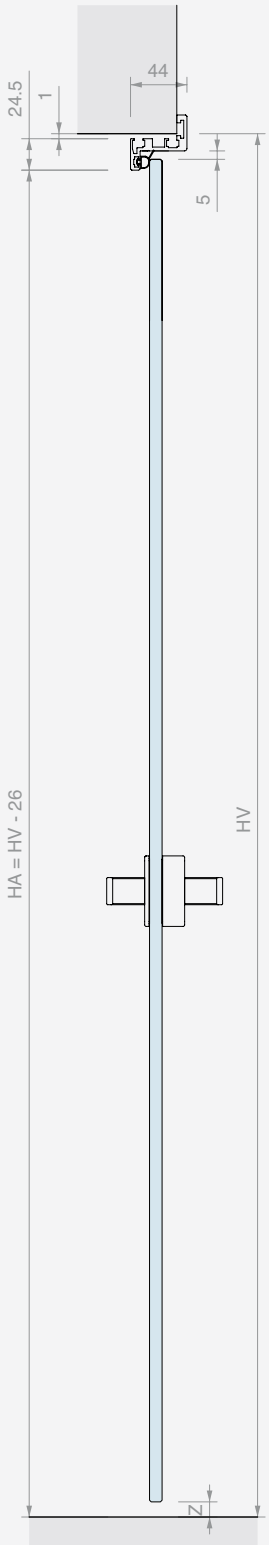

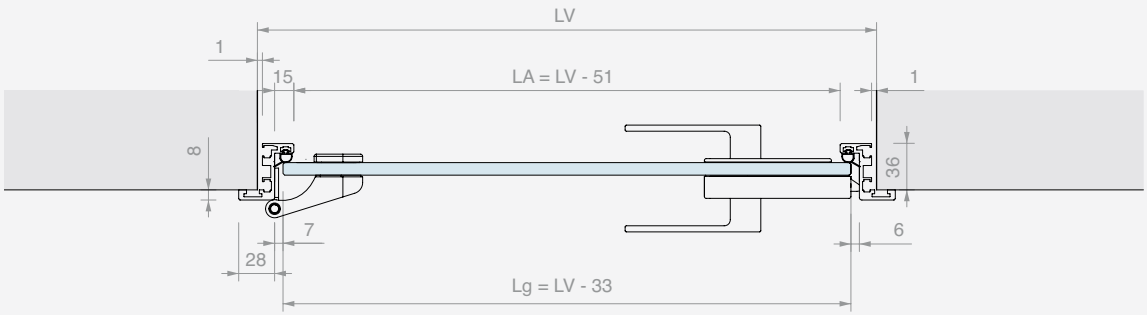

FORMULARIO DE ORDEN IMBOTTE EN «Z» A MEDIDA

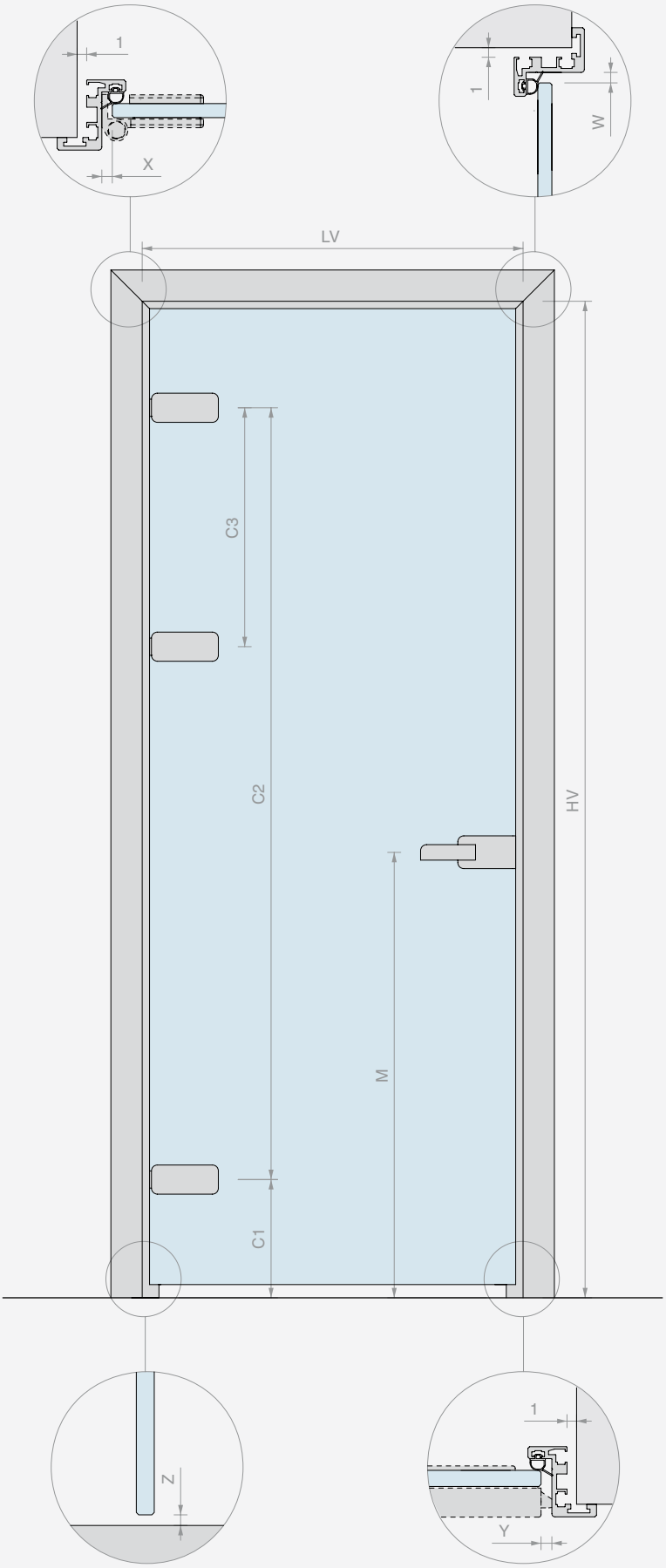

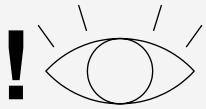

MECANIZADOS RELACIONADOS CON EL PERFIL

MEDIDAS DEL VANO

LV = _____ mm

HV = _____ mm

ESPESOR HOJA

_____ mm

OTRAS MEDIDAS

☐ Valores según su consejo

X = _____ mm

Z = _____ mm

Y = _____ mm

W = _____ mm

C1 = _____ mm

C2 = _____ mm

C3 = _____ mm
(si presente)

M = _____ mm

☐ Apertura a la izquierda

☐ Apertura a la derecha

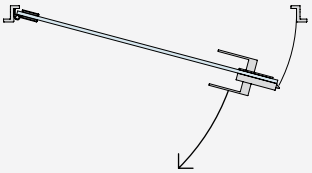

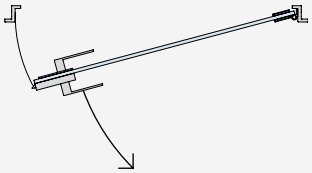

ACABADO Y CANTIDADES DEL KIT COMPLETO

☐ /6 ALUMINIO NEGRO

☐ /97 ALUMINIO MATE

☐ Otro _____

Cant. = ___ Uds.

ACCESORIOS

BISAGRAS Cant. = _____ Uds.	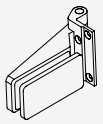 ☐ CER4ALSQ Bisagra cuadrada para jambas	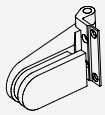 ☐ CER4AL Bisagra redondeada para jambas	 ☐ FA50 Bisagra para jambas estrechas cuadrada	(adjuntar Ficha técnica)		
	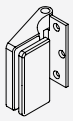 ☐ CER148ALSQ Bisagra cuadrada para jambas	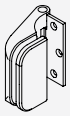 ☐ CER148AL Bisagra redondeada para jambas	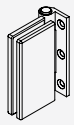 ☐ FA100 Bisagra para jambas estrechas rectangular	☐ OTRO		
CERRADURA Cant. = _____ Uds.	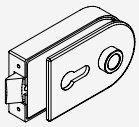 ☐ AP1203BORH Cerradura mecánica con orificio para cilindro	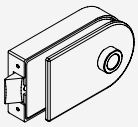 ☐ AP1203BOST Cerradura mecánica sin orificio para cilindro	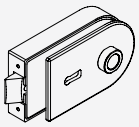 ☐ AP1203BOPA Cerradura mecánica con llave patent	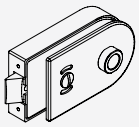 ☐ AP1203BOKS Cerradura mecánica libre/ocupado	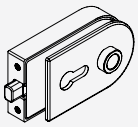 ☐ AP1203BOMG Cerradura magnética con orificio para cilindro	(adjuntar Ficha técnica)
	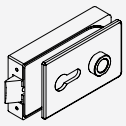 ☐ AP2203BORH Cerradura mecánica con orificio para cilindro	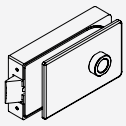 ☐ AP2203BOST Cerradura mecánica sin orificio para cilindro	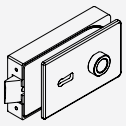 ☐ AP2203BOPA Cerradura mecánica con llave patent	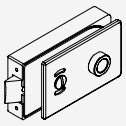 ☐ AP2203BOKS Cerradura mecánica libre/ocupado	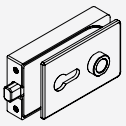 ☐ AP2203BOMG Cerradura magnética con orificio para cilindro	☐ OTRO
MANILLA Cant. = _____ Uds.	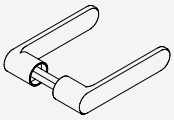 ☐ APHANDRC Manilla redondeada cerrada	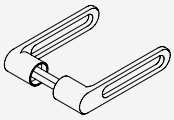 ☐ APHANDRH Manilla redondeada abierta	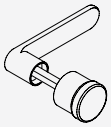 ☐ APHAFKRC Manilla redondeada cerradas con pomo fijo	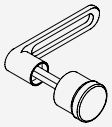 ☐ APHAFKRH Manilla redondeada abierta con pomo fijo		
	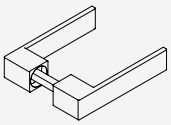 ☐ APHANDSC Manilla cuadrada cerrada	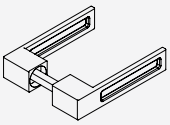 ☐ APHANDSH Manilla cuadrada abierta	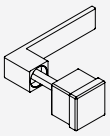 ☐ APHAFKSC Manilla cuadrada cerrada con pomo fijo	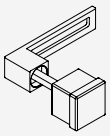 ☐ APHAFKSH Manilla cuadrada abierta con pomo fijo		
CILINDRO (si necesario) Cant. = _____ Uds.	 ☐ CISA2227D Cilindro llave distinta	 ☐ CISA2227U Cilindro llave única	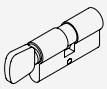 ☐ S1217U Cilindro llave única con pomo			
CERRADERO Cant. = _____ Uds.	 ☐ SERH17 Cerradero para pestillo mecánico	 ☐ APROIN17M Cerradero para pestillo magnético	(adjuntar Ficha técnica) ☐ OTRO			

KIT HOJA IMBOTTE EN «L»

Material: Aluminio
Acabado: /6 /97



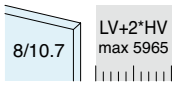

HOJA

ESQUEMAS Y DIMENSIONAMIENTO DE VIDRIOS ACONSEJADOS

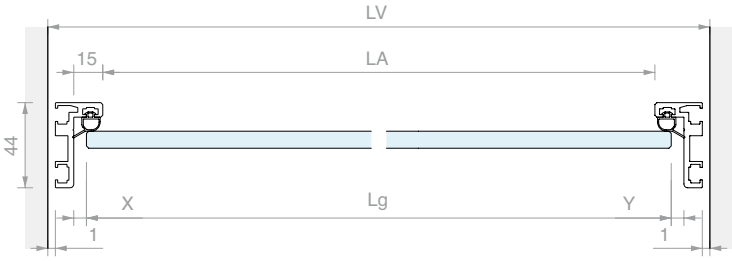

Kit formado por:

Art.	Descripción	Cant.
IMB2544	Perfil interno del vano IMBOTTE en «L»	1 Ud.
PD001	4 estribos de unión	1 Ud.
IMBG	Junta de tope gris	6 m
IMBCUT	Corte a medida	1 Ud.

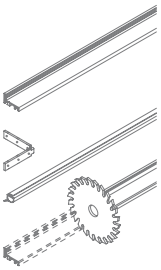

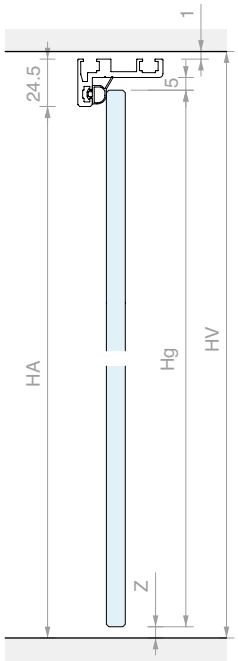

FÓRMULAS

Lg = LV - (22 + X + Y)
Hg = HV - 16 - Z

OTRAS MEDIDAS

LA = LV - 51
HA = HV - 26

Las cotas X e Y dependerán de las bisagras y la cerradura que se utilicen

Art.	Descripción	Para vidrios	Cant.
IMB25KIT	Kit hoja IMBOTTE en «L» a medida	De **8** a **10.7** mm	1 Ud.

KIT HOJA IMBOTTE EN «Z»

Material: Aluminio
Acabado: /6 /97



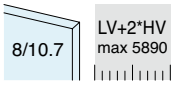

HOJA

ESQUEMAS Y DIMENSIONAMIENTO DE VIDRIOS ACONSEJADOS

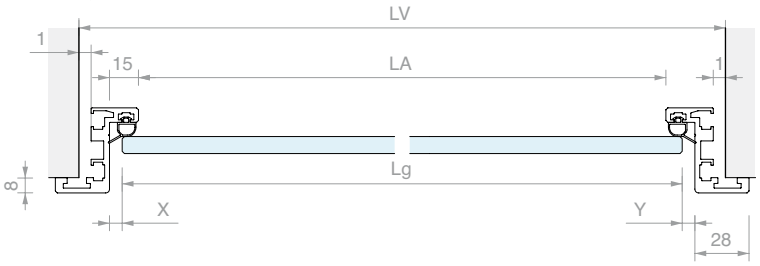

Kit formado por:

Art.	Descripción	Cant.
IMB4344	Perfil marco IMBOTTE en «Z»	1 Ud.
PD001	4 estribos de unión	1 Ud.
PD002	4 estribos de alineación	1 Ud.
IMBG	Junta de tope gris	6 m
IMBCUT	Corte a medida	1 Ud.

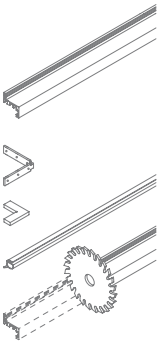

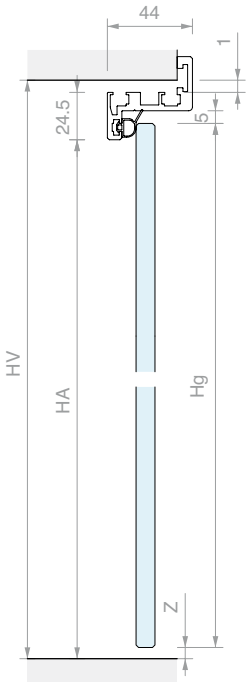

FÓRMULAS

Lg = LV - (22 + X + Y)
Hg = HV - 16 - Z

OTRAS MEDIDAS

LA = LV - 51
HA = HV - 26

Las cotas X e Y dependerán de las bisagras y la cerradura que se utilicen

Art.	Descripción	Para vidrios	Cant.
IMB43KIT	Kit hoja IMBOTTE en «Z» a medida	De **8** a **10.7** mm	1 Ud.

PERFIL INTERIOR DEL VANO PARA HOJAS IMBOTTE EN «L»

Material: Aluminio

Acabado: /6 /10 /97

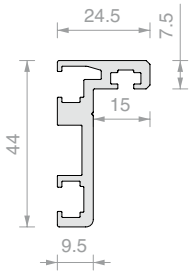

Art.	Longitud	Para vidrios	Cant.
IMB254415	**1497** mm	De **8** a **10.7** mm	1 Ud.
IMB254430	**2998** mm	De **8** a **10.7** mm	1 Ud.
IMB2544	**6000** mm	De **8** a **10.7** mm	1 Ud.

PERFIL MARCO PARA HOJAS IMBOTTE EN «Z»

Material: Aluminio

Acabado: /6 /10 /97

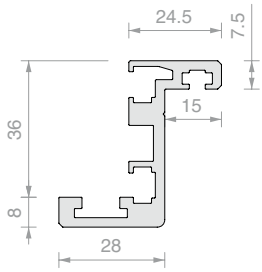

Art.	Longitud	Para vidrios	Cant.
IMB434415	**1497** mm	De **8** a **10.7** mm	1 Ud.
IMB434430	**2998** mm	De **8** a **10.7** mm	1 Ud.
IMB4344	**6000** mm	De **8** a **10.7** mm	1 Ud.

JUNTA DE TOPE

Material: Silicona

Acabado: /6 /97

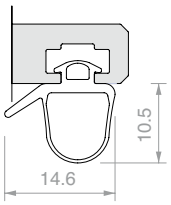

Art.	Para vidrios	Cant.
PD8A	De **8** a **10.76** mm	1 m

JUNTA DE TOPE

Material: TPE

Acabado: /6 /97

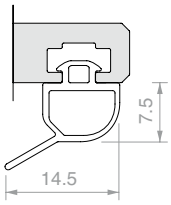

Art.	Para vidrios	Cant.
IMBG	De **8** a **10** mm	1 m

N°4 ESTRIBOS UNIÓN PERFILES A 90°

Material: Acero AISI 304

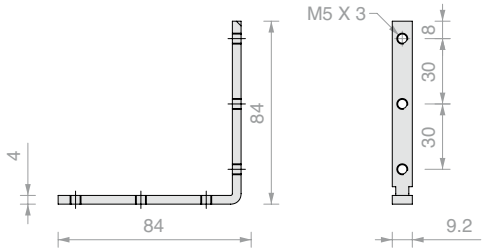

Art.	Cant.
PD001	1 Ud.

N°4 ESTRIBOS ALINEACIÓN PERFILES A 90°

Material: POM

Acabado: /6

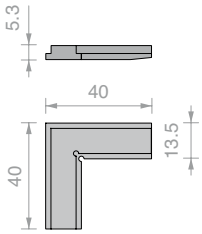

Art.	Cant.
PD002	1 Ud.

CÁLCULO Y CORTE A 45° IMBOTTE IMB

Art.	Cant.
IMBCUT	1 Ud.

MECANIZADOS EN IMBOTTE

Aconsejamos de rallenar los formularios de las páginas 434/435, 440/441, también disponibles en formato editable en la pagina web

Art.	Mecanizados	Cant.
LAVCER	para 2 bisagras Logli	1 Ud.
LAVSER	para cerradero Logli	1 Ud.
LAVPRO2	para 2 bisagras y cerradero Logli	1 Ud.
LAVPRO3	para 3 bisagras y cerradero Logli	1 Ud.

KIT COMPLETO IMBOTTE 100 4ALSQ

Material: Aluminio
Acabado: /97

Kit formado por:

Art.	Descripción	Cant.
IMBKIT100-8	Perfil de tope Imbotte 100 a medida	1 Ud.
CER4ALSQ	Bisagra cuadrada para jambas	2 Uds.
AP2203BORH	Cerradura mecánica con orificio para cilindro	1 Ud.
APHANDSC	Manilla cuadrada cerrada	1 Ud.
SERH17	Cerradero	1 Ud.
LAVPRO2	Maquinado a medida	1 Ud.
CISA2227U / **CISA2227D**	Cilindro europeo llave única / Cilindro europeo llave diferente	1 Ud.

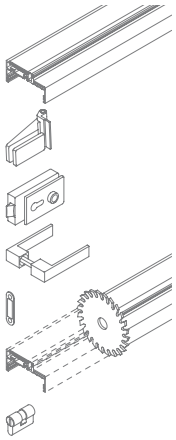



Art.	Descripción	Hoja	Espesor de la pared	Llave	Cant.
IMB1004SKITU	Kit completo IMBOTTE 100 4ALSQ a medida	De **8** a **13.5** mm	De **86** a **104** mm	Llave única	1 Ud.
IMB1004SKITD	Kit completo IMBOTTE 100 4ALSQ a medida	De **8** a **13.5** mm	De **86** a **104** mm	Llave diferente	1 Ud.
IMB1004SKITSC	Kit completo IMBOTTE 100 4ALSQ a medida	De **8** a **13.5** mm	De **86** a **104** mm	Sin cilindro	1 Ud.

ESQUEMAS Y DIMENSIONAMIENTO DE VIDRIOS ACONSEJADOS

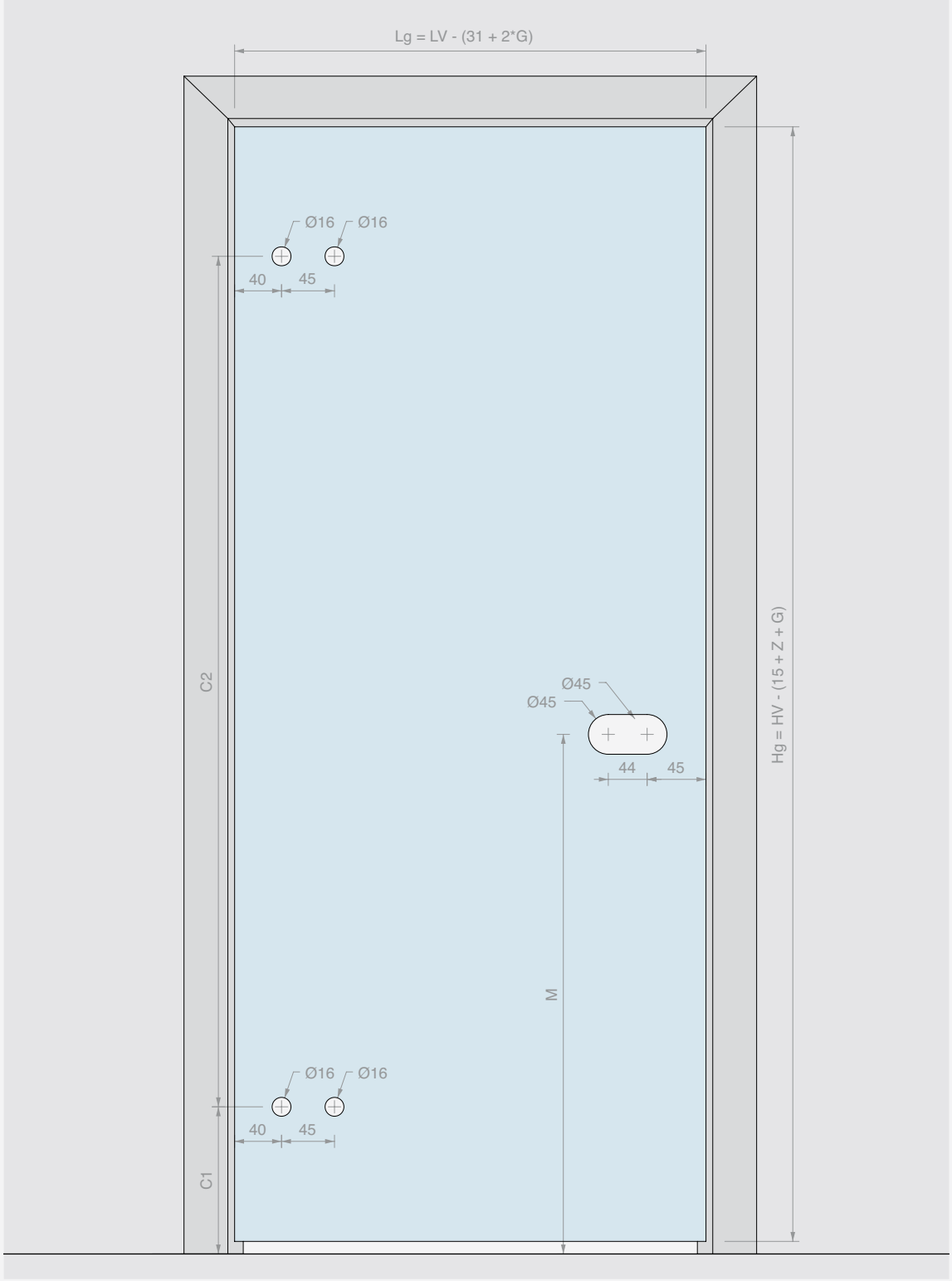

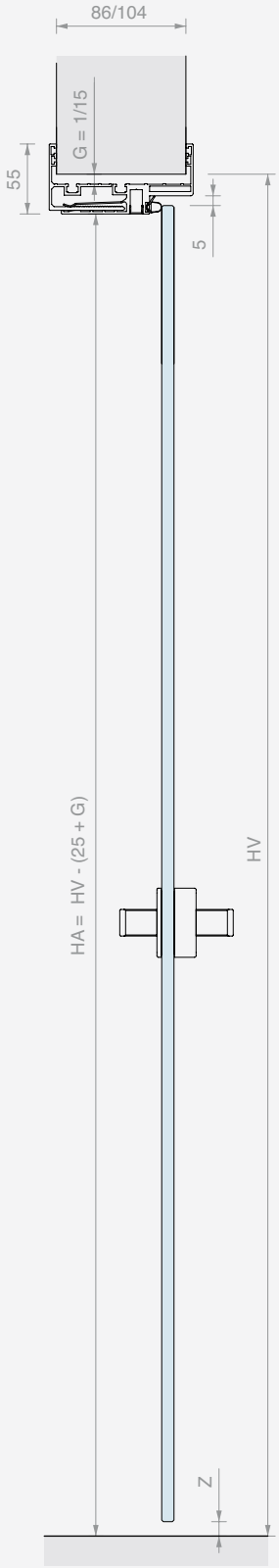

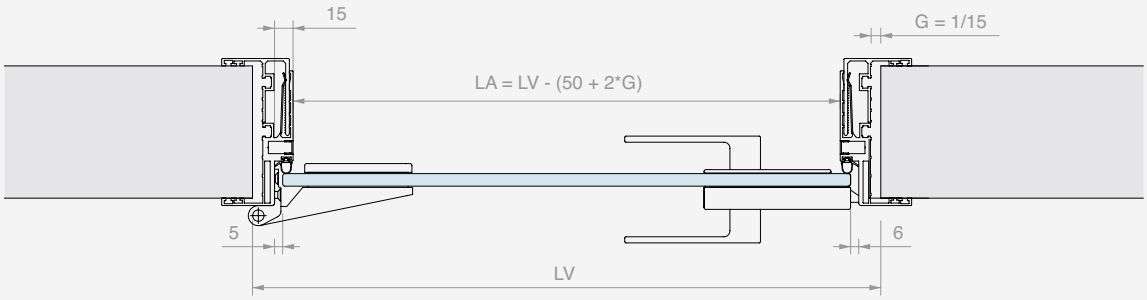

KIT COMPLETO IMBOTTE 90145 4ALSQ

Material: Aluminio
Acabado: /97

Kit formado por:

Art.	Descripción	Cant.
IMBKIT8	Perfil de tope Imbotte 90145 a medida	1 Ud.
CER4ALSQ	Bisagra cuadrada para jambas	2 Uds.
AP2203BORH	Cerradura mecánica con orificio para cilindro	1 Ud.
APHANDSC	Manilla cuadrada cerrada	1 Ud.
SERH17	Cerradero	1 Ud.
LAVPRO2	Maquinado a medida	1 Ud.
CISA2227U / **CISA2227D**	Cilindro europeo llave única / Cilindro europeo llave diferente	1 Ud.

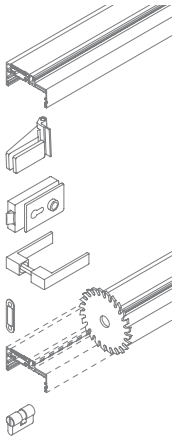

Art.	Descripción	Hoja	Espesor de la pared	Llave	Cant.
IMB1454SKITU	Kit completo IMBOTTE 90145 4ALSQ a medida	De **8** a **13.5** mm	De **107** a **145** mm	Llave única	1 Ud.
IMB1454SKITD	Kit completo IMBOTTE 90145 4ALSQ a medida	De **8** a **13.5** mm	De **107** a **145** mm	Llave diferente	1 Ud.
IMB1454SKITSC	Kit completo IMBOTTE 90145 4ALSQ a medida	De **8** a **13.5** mm	De **107** a **145** mm	Sin cilindro	1 Ud.

ESQUEMAS Y DIMENSIONAMIENTO DE VIDRIOS ACONSEJADOS

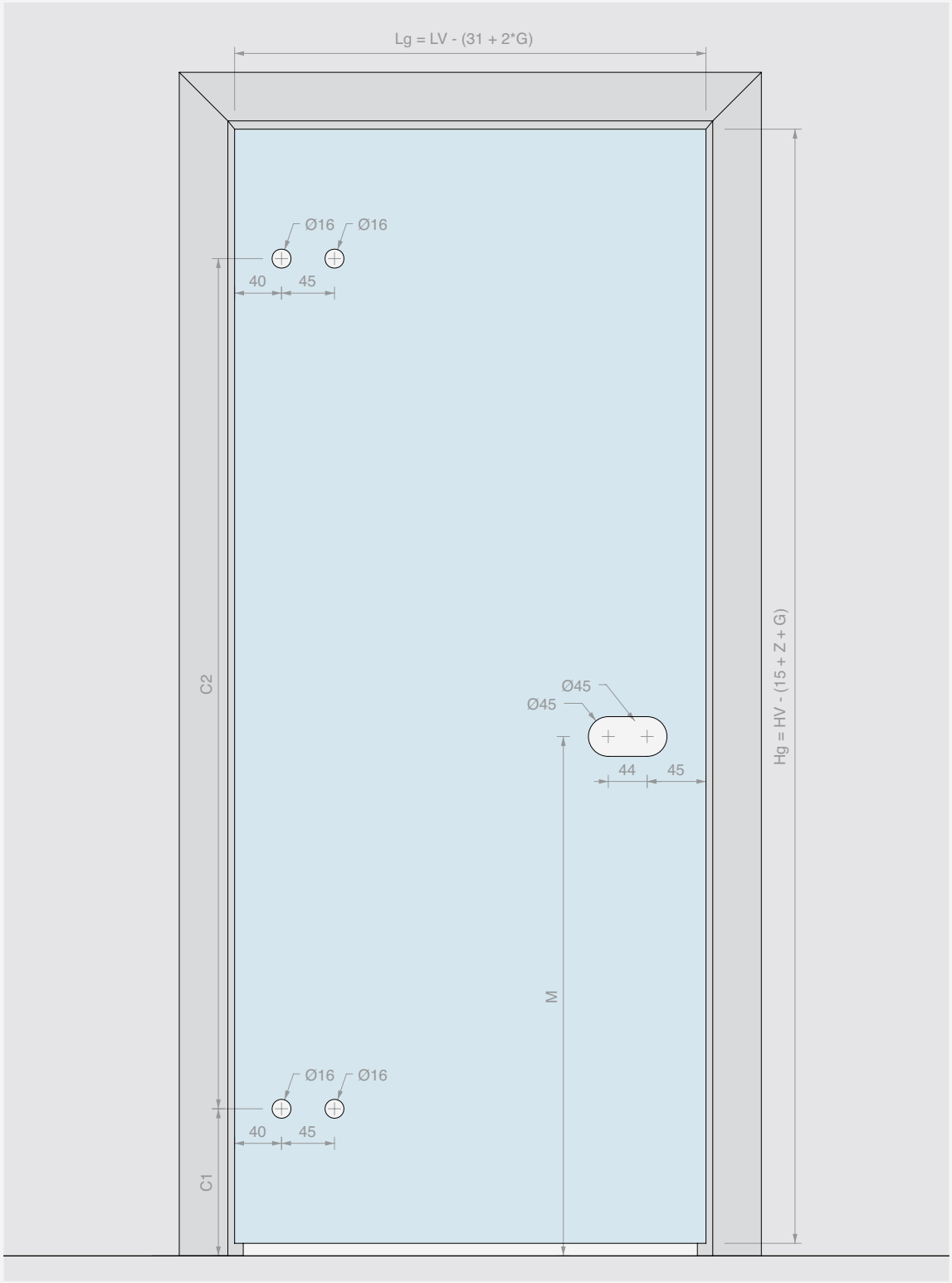

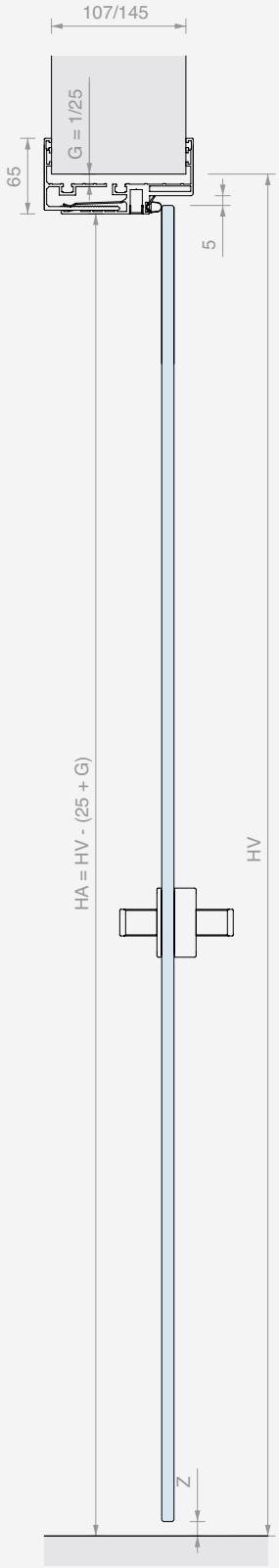

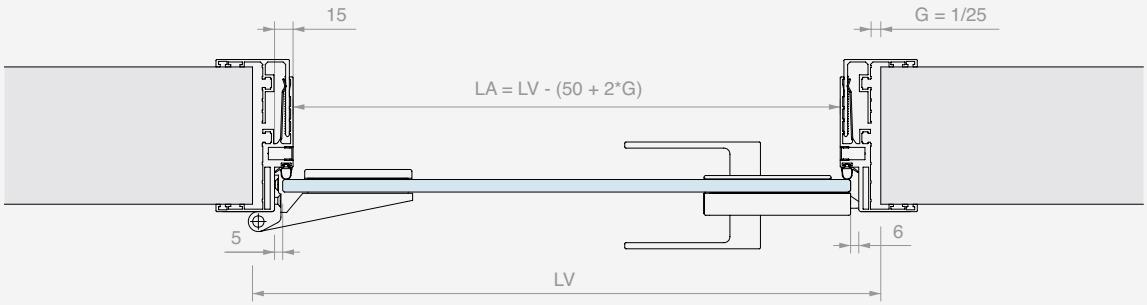

FORMULARIO DE ORDEN IMBOTTE A MEDIDA

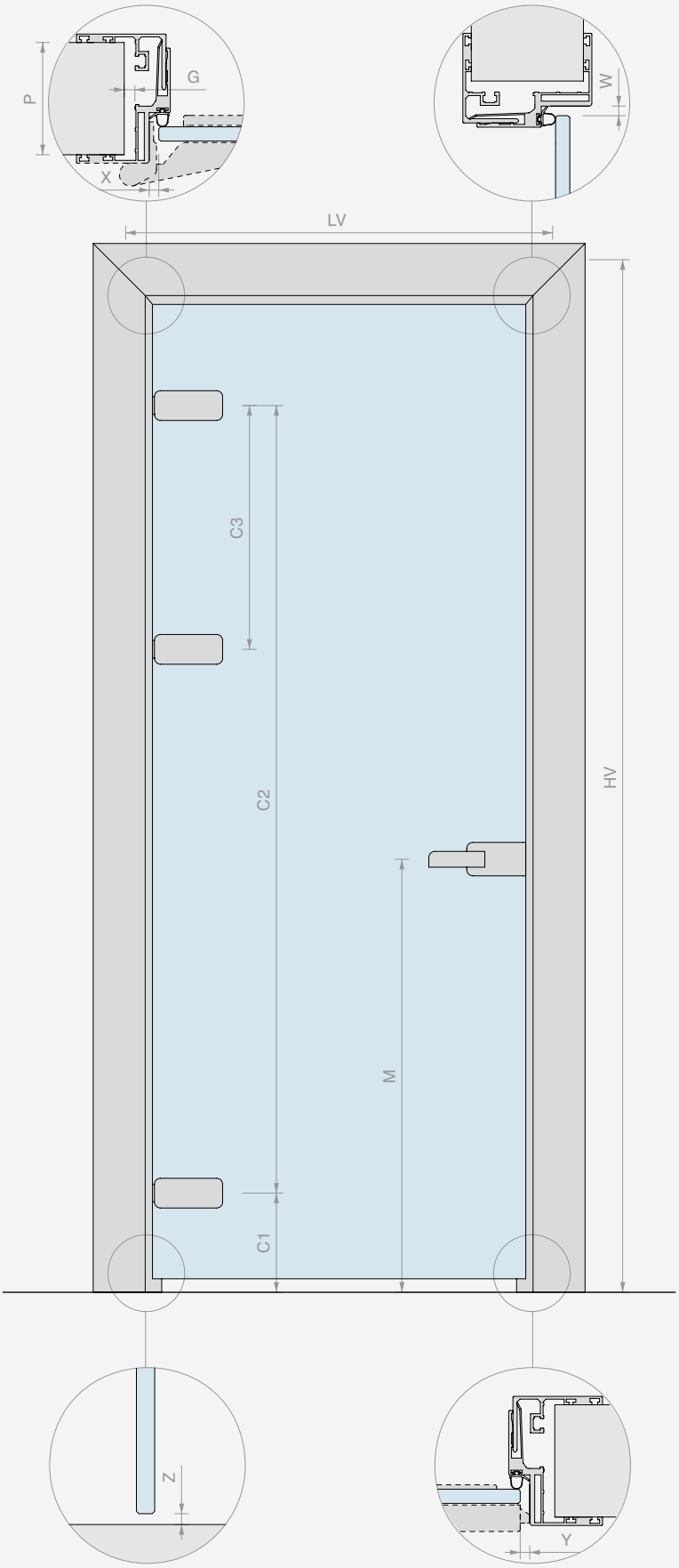

MECANIZADOS RELACIONADOS CON EL PERFIL

MEDIDAS DEL VANO

LV = _____ mm

HV = _____ mm

ESPESOR HOJA

_____ mm

ESPESOR DE LA PARED (P)

☐ 86/104 ☐ 107/145

OTRAS MEDIDAS

☐ Valores según su consejo

X = _____ mm

Z = _____ mm

Y = _____ mm

W = _____ mm

C1 = _____ mm

C2 = _____ mm

C3 = _____ mm
(si presente)

M = _____ mm

☐ Apertura a la izquierda

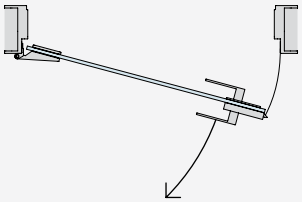

☐ Apertura a la derecha

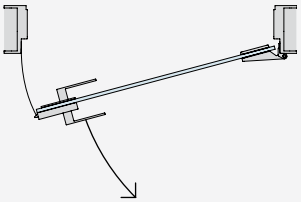

ACABADO Y CANTIDADES DEL KIT COMPLETO

☐ /97 ALUMINIO MATE

☐ Otro _____

Cant. = ___ Uds.

ACCESORIOS

BISAGRAS Cant. = _____ Uds.	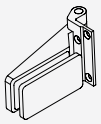 ☐ CER4ALSQ Bisagra cuadrada para jambas	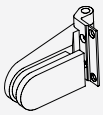 ☐ CER4AL Bisagra redondeada para jambas	 ☐ FA50 Bisagra para jambas estrechas cuadrada	(adjuntar Ficha técnica)		
	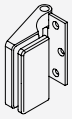 ☐ CER148ALSQ Bisagra cuadrada para jambas	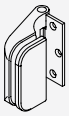 ☐ CER148AL Bisagra redondeada para jambas	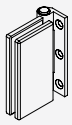 ☐ FA100 Bisagra para jambas estrechas rectangular	☐ OTRO		
CERRADURA Cant. = _____ Uds.	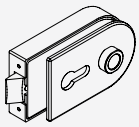 ☐ AP1203BORH Cerradura mecánica con orificio para cilindro	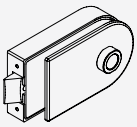 ☐ AP1203BOST Cerradura mecánica sin orificio para cilindro	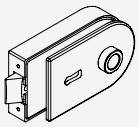 ☐ AP1203BOPA Cerradura mecánica con llave patent	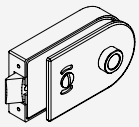 ☐ AP1203BOKS Cerradura mecánica libre/ocupado	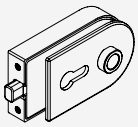 ☐ AP1203BOMG Cerradura magnética con orificio para cilindro	(adjuntar Ficha técnica)
	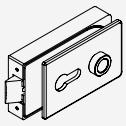 ☐ AP2203BORH Cerradura mecánica con orificio para cilindro	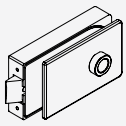 ☐ AP2203BOST Cerradura mecánica sin orificio para cilindro	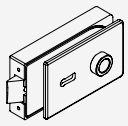 ☐ AP2203BOPA Cerradura mecánica con llave patent	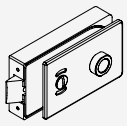 ☐ AP2203BOKS Cerradura mecánica libre/ocupado	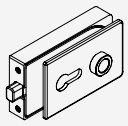 ☐ AP2203BOMG Cerradura magnética con orificio para cilindro	☐ OTRO
MANILLA Cant. = _____ Uds.	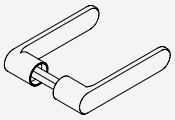 ☐ APHANDRC Manilla redondeada cerrada	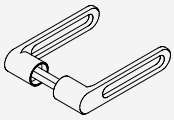 ☐ APHANDRH Manilla redondeada abierta	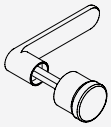 ☐ APHAFKRC Manilla redondeada cerradas con pomo fijo	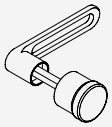 ☐ APHAFKRH Manilla redondeada abierta con pomo fijo		
	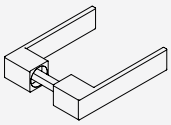 ☐ APHANDSC Manilla cuadrada cerrada	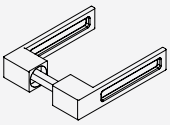 ☐ APHANDSH Manilla cuadrada abierta	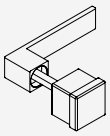 ☐ APHAFKSC Manilla cuadrada cerrada con pomo fijo	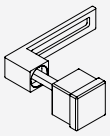 ☐ APHAFKSH Manilla cuadrada abierta con pomo fijo		
CILINDRO (si necesario) Cant. = _____ Uds.	 ☐ CISA2227D Cilindro llave distinta	 ☐ CISA2227U Cilindro llave única	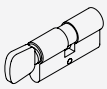 ☐ S1217U Cilindro llave única con pomo			
CERRADERO Cant. = _____ Uds.	 ☐ SERH17 Cerradero para pestillo mecánico	 ☐ APROIN17M Cerradero para pestillo magnético	(adjuntar Ficha técnica) ☐ OTRO			

KIT HOJA IMBOTTE 100

Material: Aluminio
Acabado: /97



HOJA

ESQUEMAS Y DIMENSIONAMIENTO DE VIDRIOS ACONSEJADOS

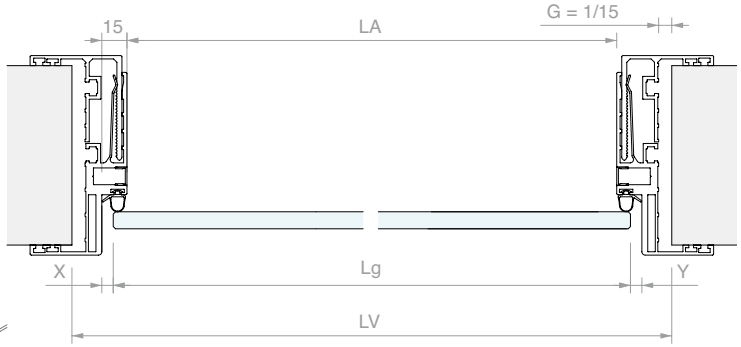

Kit formado por:

Art.	Descripción	Cant.
IBT100	Perfil del marco para hojas	1 Ud.
PD001	4 estribos de unión	1 Ud.
PD003	4 estribos de alineación	1 Ud.
PD8A	Junta de tope gris	6 m
IMBCUT	Corte a medida	1 Ud.

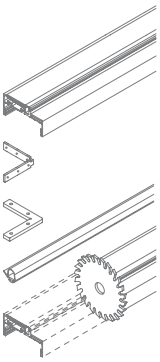

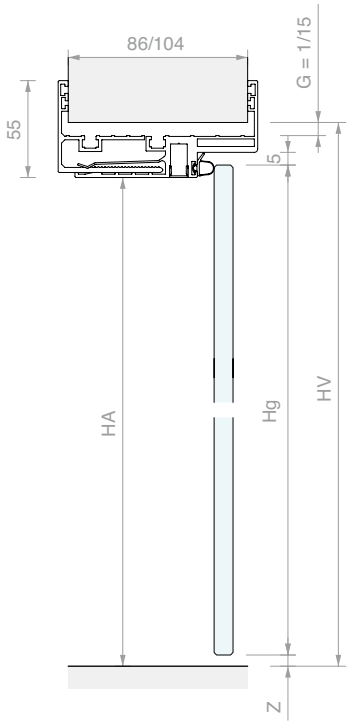

FÓRMULAS

Lg = LV - (20 + X + Y + 2*G)
Hg = HV - (15 + Z + G)

OTRAS MEDIDAS

LA = LV - (50 + 2*G)
HA = HV - (25 + G)

Art.	Descripción	Hoja	Espesor de la pared	Cant.
IMBKIT100-8	Kit hoja IMBOTTE 100 a medida	De **8** a **13.7** mm	De **86** a **104** mm	1 Ud.

KIT HOJA IMBOTTE 90145

Material: Aluminio
Acabado: /97



HOJA

ESQUEMAS Y DIMENSIONAMIENTO DE VIDRIOS ACONSEJADOS

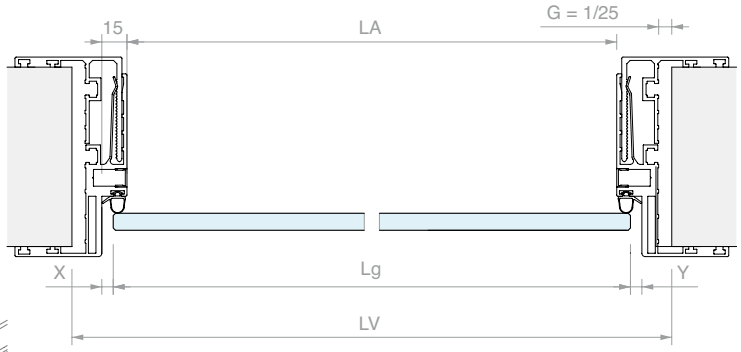

Kit formado por:

Art.	Descripción	Cant.
IBT90145	Perfil del marco para hojas	1 Ud.
PD001	4 estribos de unión	1 Ud.
PD003	4 estribos de alineación	1 Ud.
PD8A	Junta de tope gris	6 m
IMBCUT	Corte a medida	1 Ud.

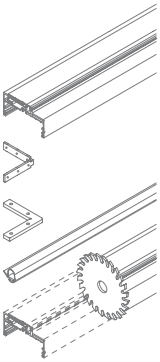

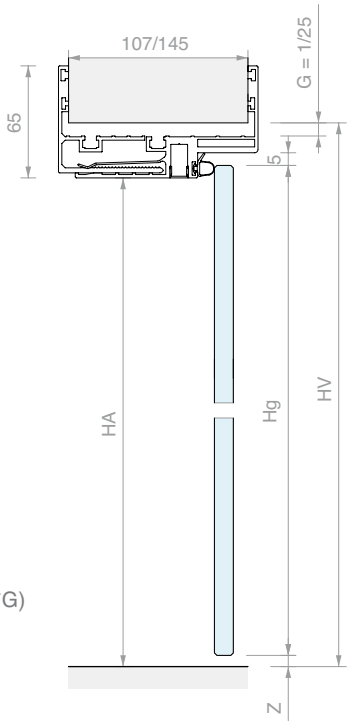

FÓRMULAS

Lg = LV - (20 + X + Y + 2*G)
Hg = HV - (15 + Z + G)

OTRAS MEDIDAS

LA = LV - (50 + 2*G)
HA = HV - (25 + G)

Art.	Descripción	Hoja	Espesor de la pared	Cant.
IMBKIT8	Kit hoja IMBOTTE 90145 a medida	De **8** a **13.7** mm	De **107** a **145** mm	1 Ud.

PERFIL MARCO PARA HOJAS IMBOTTE 100

Material: Aluminio

Acabado: /97

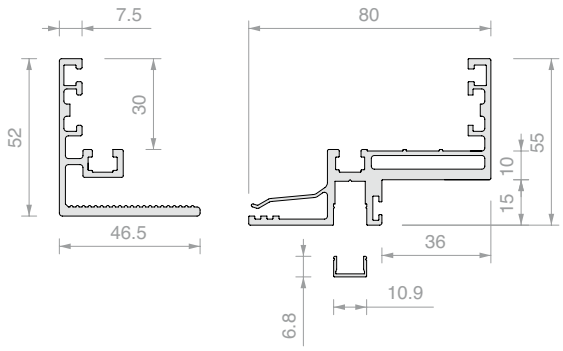

Art.	Longitud	Para vidrios	Espesor de la pared	Cant.
IBT10015	**1497** mm	De **8** a **13.5** mm	De **86** a **104** mm	1 Ud.
IBT10030	**2998** mm	De **8** a **13.5** mm	De **86** a **104** mm	1 Ud.
IBT100	**6000** mm	De **8** a **13.5** mm	De **86** a **104** mm	1 Ud.

PERFIL MARCO PARA HOJAS IMBOTTE 90145

Material: Aluminio

Acabado: /97

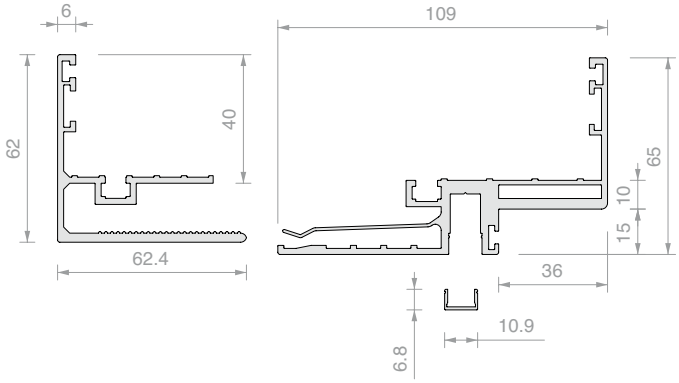

Art.	Longitud	Para vidrios	Espesor de la pared	Cant.
IBT9014515	**1497** mm	De **8** a **13.5** mm	De **107** a **145** mm	1 Ud.
IBT9014530	**2998** mm	De **8** a **13.5** mm	De **107** a **145** mm	1 Ud.
IBT90145	**6000** mm	De **8** a **13.5** mm	De **107** a **145** mm	1 Ud.

JUNTA DE TOPE

Material: Silicona

Acabado: /6 /97

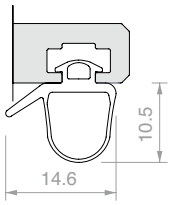

Art.	Para vidrios	Cant.
PD8A	De **8** a **10.76** mm	1 m

JUNTA DE TOPE

Material: PVC

Acabado: /6 /97

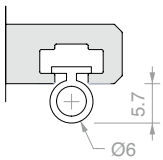

Art.	Para vidrios	Cant.
PD12	De **11.52** a **13.52** mm	1 m

N°4 ESTRIBOS UNIÓN PERFILES A 90°

Material: Acero AISI 304

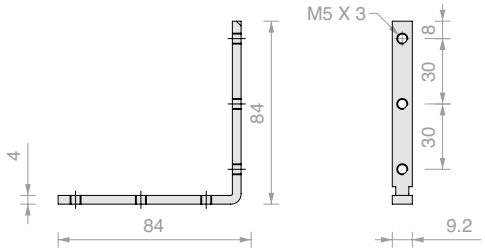

Art.	Cant.
PD001	1 Ud.

N°4 ESTRIBOS ALINEACIÓN IMBOTTE A 90°

Material: Acero AISI 304

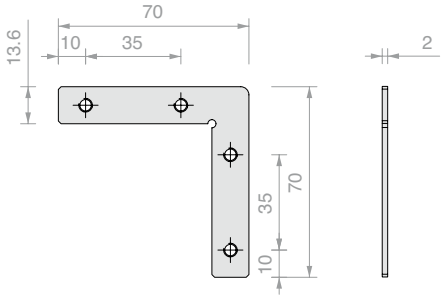

Art.	Cant.
PD003	1 Ud.

CÁLCULO Y CORTE A 45° IMBOTTE IBT

Art.	Cant.
IBTCUT	1 Ud.

MECANIZADOS A MEDIDA EN PERFILES DE TOPE

Aconsejamos de rallenar los formularios de las páginas 450/451, también disponibles en formato editable en la pagina web

Art.	Mecanizados	Cant.
LAVCER	para 2 bisagras Logli	1 Ud.
LAVSER	para cerradero Logli	1 Ud.
LAVPRO2	para 2 bisagras y cerradero Logli	1 Ud.
LAVPRO3	para 3 bisagras y cerradero Logli	1 Ud.

SISTEMAS PARA PUERTAS BATIENTES

BISAGRAS PIVOTANTES
Pág. 459

CIERRAPUERTAS
Pág. 494

BISAGRA PIVOTANTE OLEODINÁMICA
Pág. 505

BISAGRAS LATERALES
Pág. 509

BISAGRAS LATERALES CON MUELLE
Pág. 523

BISAGRAS PARA JAMBAS
Pág. 517

CERRADURAS COMPONIBLES
Pág. 525

TOPE DE PUERTA
Pág. 554

JUNTAS SAILING GLASS
Pág. 556

PERFILES HERMÉTICOS INFERIORES
Pág. 558

NOTA: Las cuotas con asterisco deben ser verificadas segun los otros elementos presentes en el vidrio. En caso de duda, póngase en contacto con el departamento de Atención al Cliente de LOGLI.

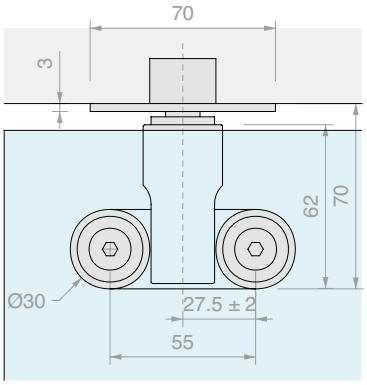

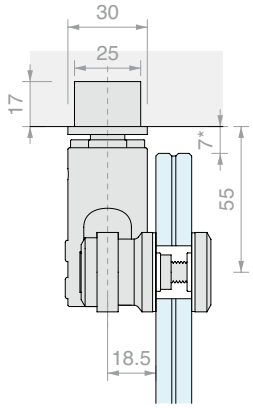

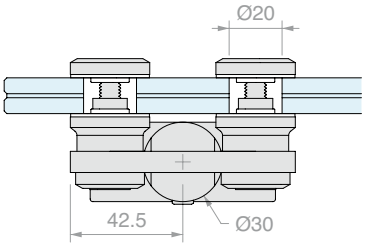

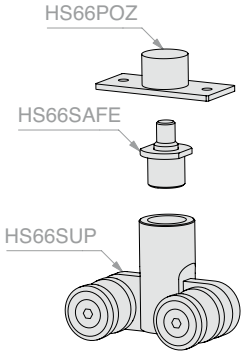

KIT BISAGRA SUPERIOR HS66

Material: Acero AISI 316

Orificios en el vidrio aconsejados Ø20 mm.

Acabado: /9

Type Approved Safety Regular Production Surveillance
TÜVRheinland CERTIFIED
www.tuv.com ID 1111292548

Art.	Para vidrios	Cant.
HS66100	De **8** a **13.5** mm	1 Ud.

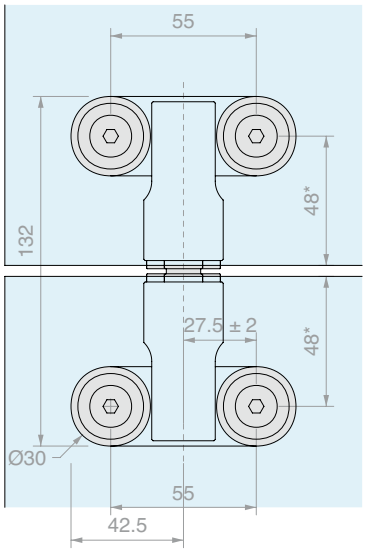

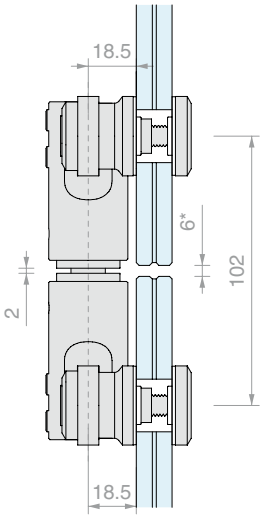

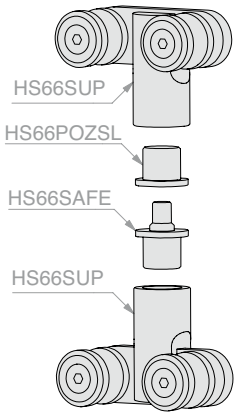

KIT BISAGRA PARA TRAGALUZ HS66

Material: Acero AISI 316

Orificios en el vidrio aconsejados Ø20 mm.

Acabado: /9

Type Approved Safety Regular Production Surveillance
TÜVRheinland CERTIFIED
www.tuv.com ID 1111292548

Art.	Para vidrios	Cant.
HS66200	De **8** a **13.5** mm	1 Ud.

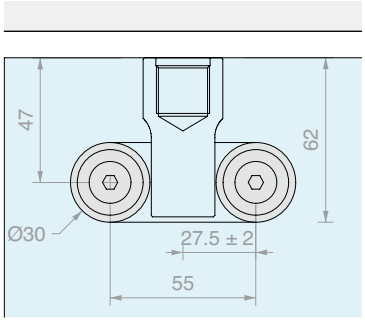

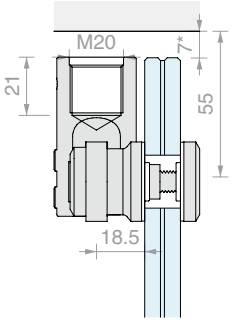

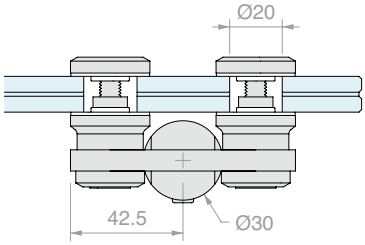

HS66 SUPERIOR

Material: Acero AISI 316

Orificios en el vidrio aconsejados Ø20 mm.

Acabado: /9

Art.	Para vidrios	Cant.
HS66SUP	De **8** a **13.5** mm	1 Ud.

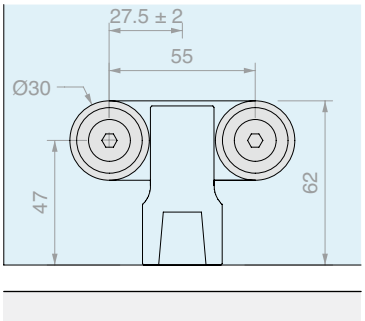

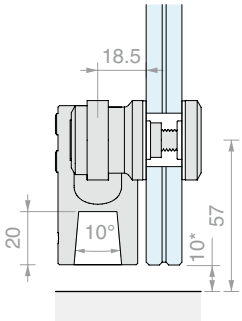

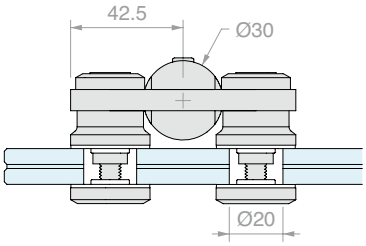

HS66 INFERIOR

Material: Acero AISI 316

Orificios en el vidrio aconsejados Ø20 mm.

Acabado: /9

Art.	Para vidrios	Casquillo	Cant.
HS66INF	De **8** a **13.5** mm	**Francés**	1 Ud.

COLECTOR PARA TRAGALUZ

Material: Latón

En el caso de tragaluz con el Art. HS66SUP se completa el colector superior

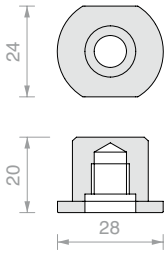

Art.	Cant.
HS66POZSL	1 Ud.

PERNO «SAFE SEAT»

Material: Latón

Perno con tecnología de seguridad «safe seat»

para sujetar la puerta en caso de rotura del panel de vidrio

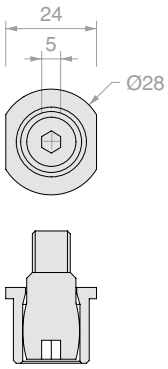

Art.	Cant.
HS66SAFE	1 Ud.

COLECTOR SUPERIOR DE TECHO

Material: Acero AISI 316

Acabado: /8

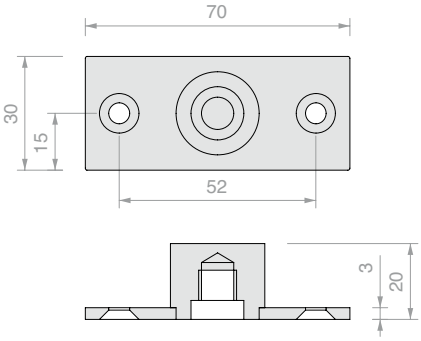

Art.	Cant.
HS66POZ	1 Ud.

PILETA EN SUELO HD3303

Material: Latón

Acabado: /1 /3

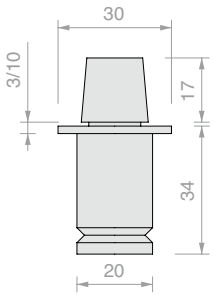

Art.	Casquillo	Cant.
HD3303	**Francés**	1 Ud.

BISAGRA PIVOTANTE INFERIOR

Material: Acero AISI 316

Orificios en el vidrio aconsejados Ø18 mm.

Acabado: /9

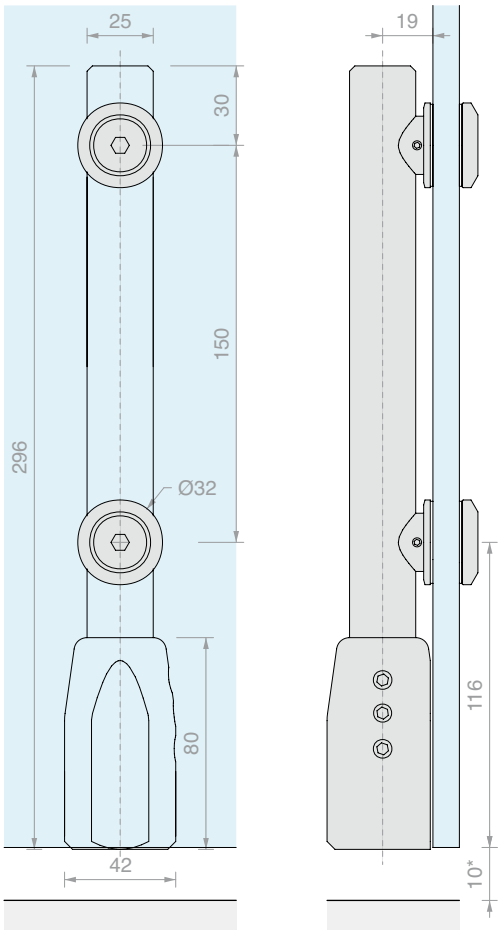

Art.	Para vidrios	Casquillo	Cant.
PIVOTB002	De **10** a **13.5** mm	**Alemán**	1 Ud.

BISAGRA PIVOT SUPERIOR

Material: Acero AISI 316

Orificios en el vidrio aconsejados Ø18 mm.

Para montaje de techo, se necesita el colector Art. PIVOTS011.

Acabado: /9

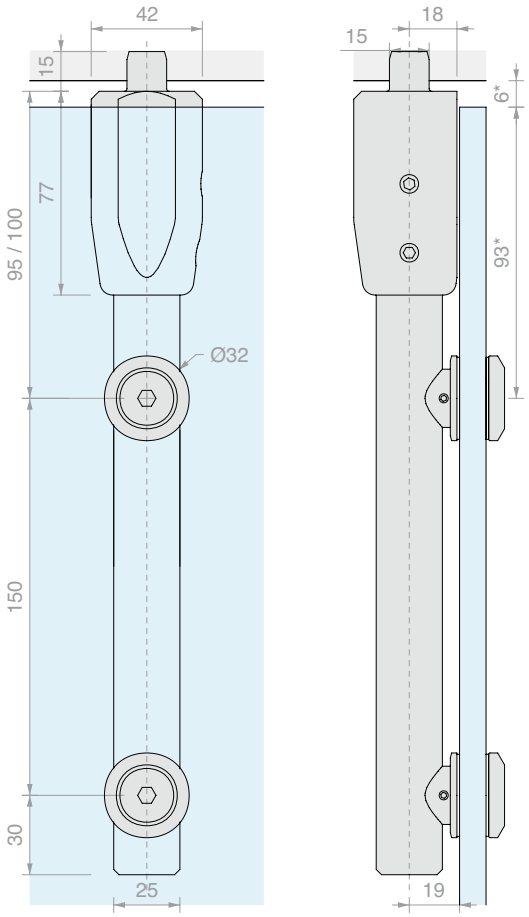

Art.	Para vidrios	Cant.
PIVOTB004	De **10** a **13.5** mm	1 Ud.

FIJACIÓN TRAGALUZ 006

Material: Acero AISI 316

Orificios en el vidrio aconsejados Ø18 mm.

Acabado: /9

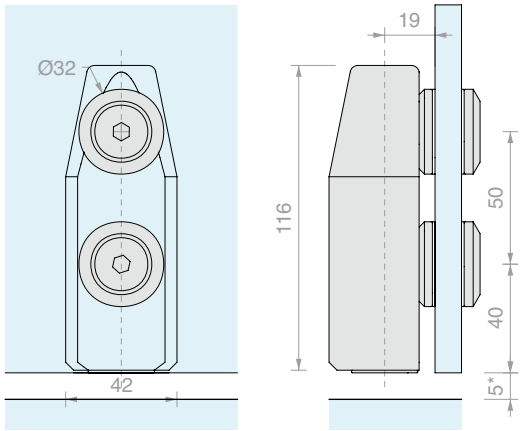

Art.	Para vidrios	Cant.
PIVOTB006	De **10** a **13.5** mm	1 Ud.

FIJACIÓN TRAGALUZ CON SOPORTE 008

Material: Acero AISI 316

Orificios en el vidrio aconsejados Ø18 mm.

Acabado: /9

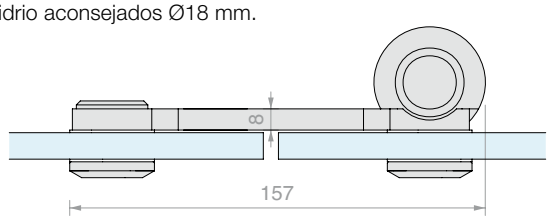

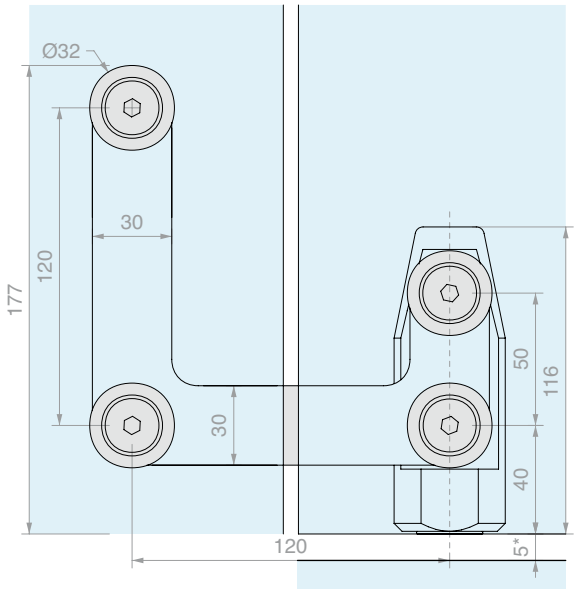

Art.	Para vidrios	Cant.
PIVOTB008	De **10** a **13.5** mm	1 Ud.

SOPORTE CON CONECTORES

Material: Acero AISI 316

Orificios en el vidrio aconsejados Ø18 mm.

Acabado: /9

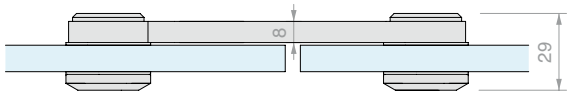

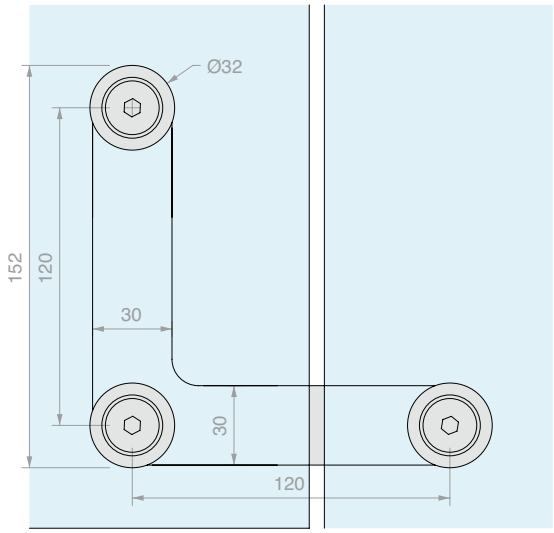

Art.	Para vidrios	Cant.
PIVOTB010	De **10** a **13.5** mm	1 Ud.

COLECTOR EXCÉNTRICO SUPERIOR

Material: Acero AISI 316

Acabado: /9

Como alternativa, se puede utilizar el artículo HS1010SPL

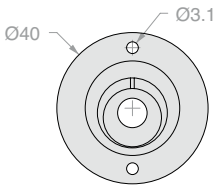

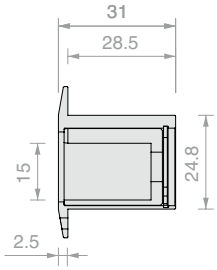

Art.	Cant.
PIVOTS011	1 Ud.

PERNO LIBRE DE SUELO CON PLACA

Material: Acero AISI 304

Incluidos 3 tornillos para el anclaje al suelo y una cubierta de acabado del anillo de plástico negro.

Acabado: /8

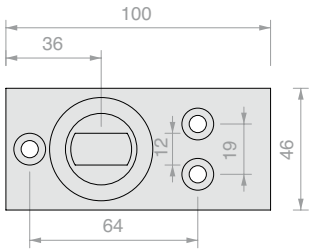

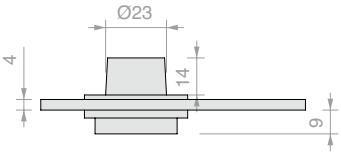

Art.	Casquillo	Cant.
PIVOTS014	**Alemán**	1 Ud.

BISAGRA INFERIOR GF100

Material: Cuerpo de aluminio,
cubierta de acero inoxidable AISI 316
Acabado: /8 /15

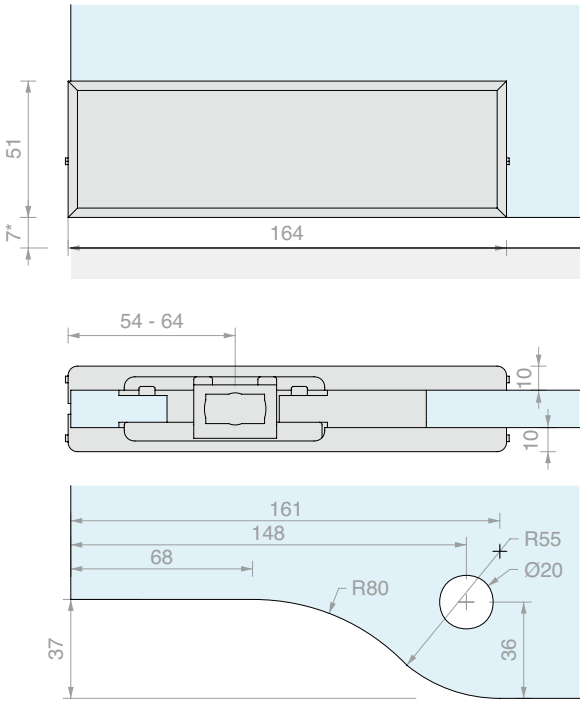

Art.	Para vidrios	Casquillo	Cant.
GF100	De **10** a **13.5** mm	**Alemán**	1 Ud.

BISAGRA SUPERIOR GF200

Material: Cuerpo de aluminio,
cubierta de acero inoxidable AISI 316
Para montaje de techo, se necesita el perno
Art. GL8815 o GL8819.
Acabado: /8 /15

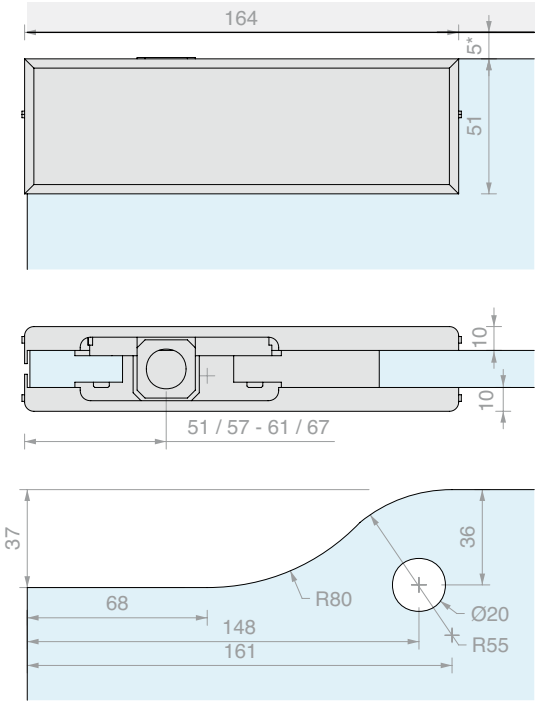

Art.	Para vidrios	Cant.
GF200	De **10** a **13.5** mm	1 Ud.

BISAGRA TRAGALUZ GF400

Material: Cuerpo de aluminio,
cubierta de acero inoxidable AISI 316
Opción de tope de hoja art. GL7200
Acabado: /8 /15

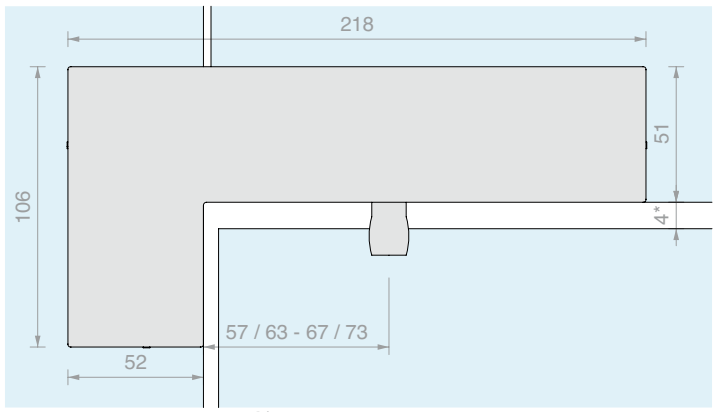

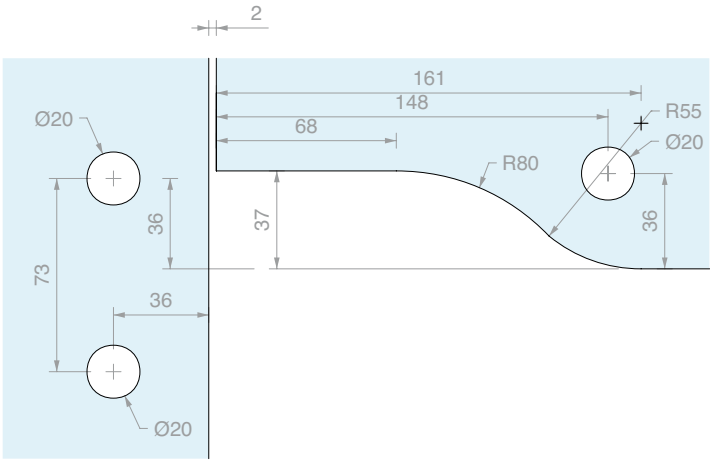

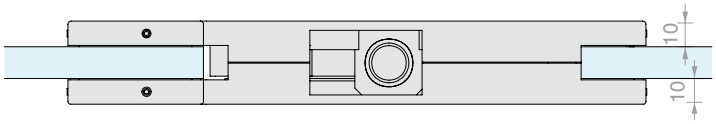

Art.	Para vidrios	Cant.
GF400	De **10** a **13.5** mm	1 Ud.

BISAGRA A PARED PARA TRAGALUZ GF210

Material: Cuerpo de aluminio,
cubierta de acero inoxidable AISI 316
Placa a pared extraíble
Acabado: /8 /15

Type Approved
Safety
Regular Production
Surveillance
TÜVRheinland CERTIFIED
www.tuv.com
ID 1111292548

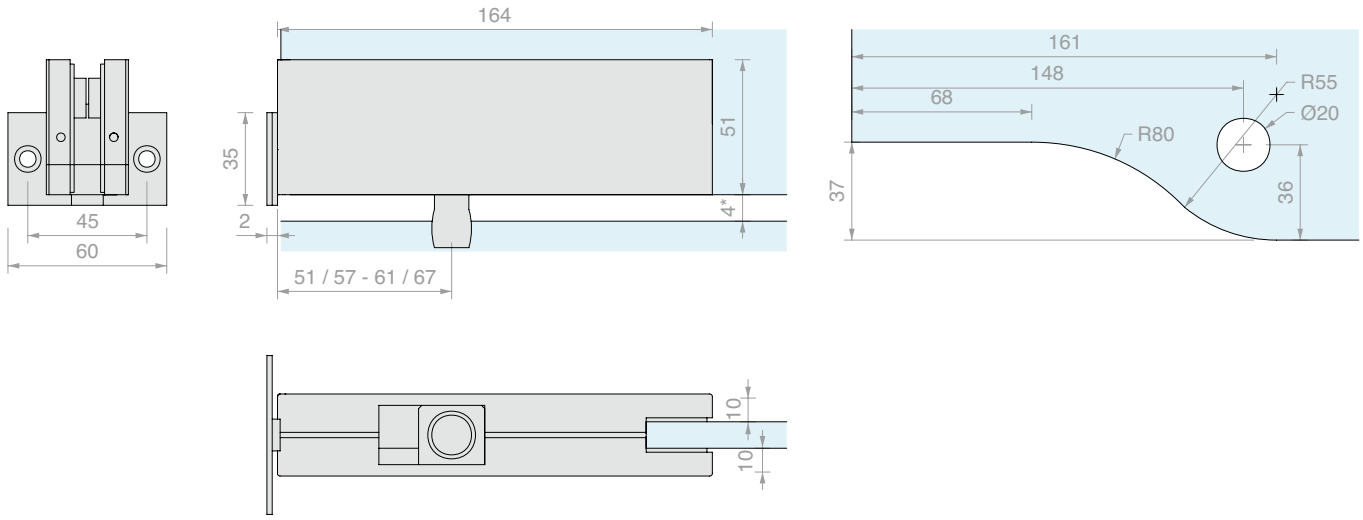

Art.	Para vidrios	Cant.
GF210	De **10** a **13.5** mm	1 Ud.

ABRAZADERA EN «L» GF600

Material: Cuerpo de aluminio,
cubierta de acero inoxidable AISI 316
Se suministra con tope de hoja Art. GL7100
Acabado: /8 /15

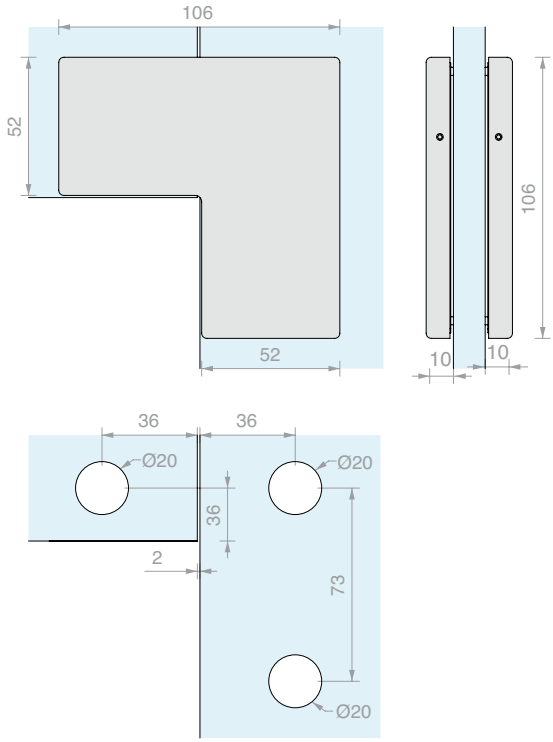

Art.	Para vidrios	Cant.
GF600	De **10** a **13.5** mm	1 Ud.

ABRAZADERA EN LÍNEA GF700

Material: Cuerpo de aluminio,
cubierta de acero inoxidable AISI 316
Opción de tope de hoja art. GL7100
Acabado: /8 /15

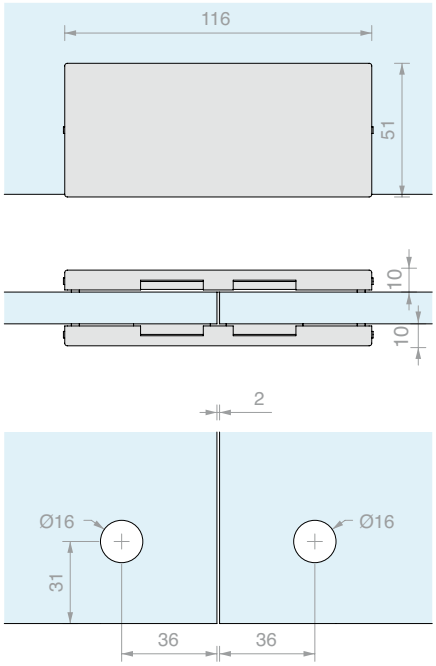

Art.	Para vidrios	Cant.
GF700	De **10** a **13.5** mm	1 Ud.

ABRAZADERA PARA VIDRIO FIJO GF150

Material: Cuerpo de aluminio,
cubierta de acero inoxidable AISI 316
Acabado: /8 /15

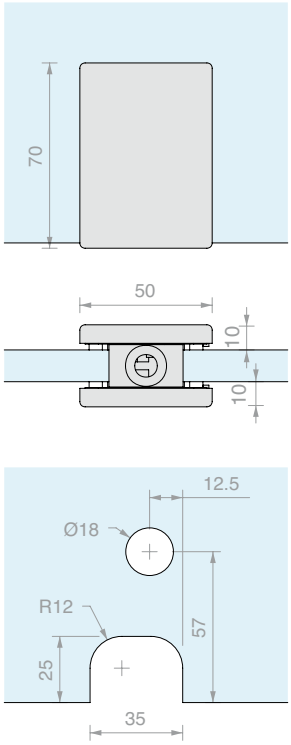

Art.	Para vidrios	Cant.
GF150	De **10** a **13.5** mm	1 Ud.

ABRAZADERA PARA VIDRIO FIJO CON TOPE GF150F

Material: Cuerpo de aluminio,
cubierta de acero inoxidable AISI 316
Acabado: /8 /15

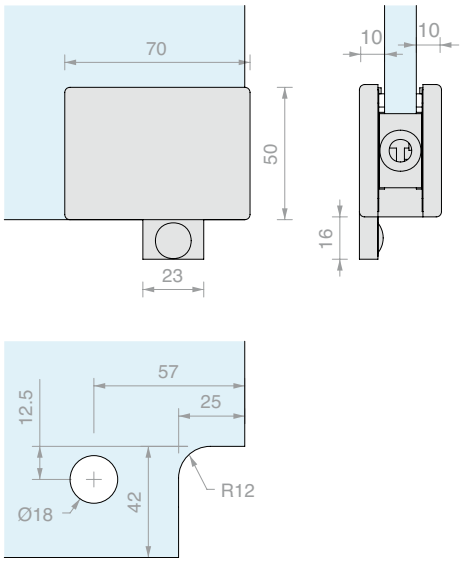

Art.	Para vidrios	Cant.
GF150F	De **10** a **13.5** mm	1 Ud.

CERRADURA DE PERNO RECTANGULAR GL200

Material: Cuerpo de aluminio,
cubierta de acero inoxidable AISI 316
Completa con cilindro europeo, 3 llaves
Acabado: /8 /15

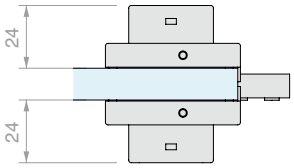

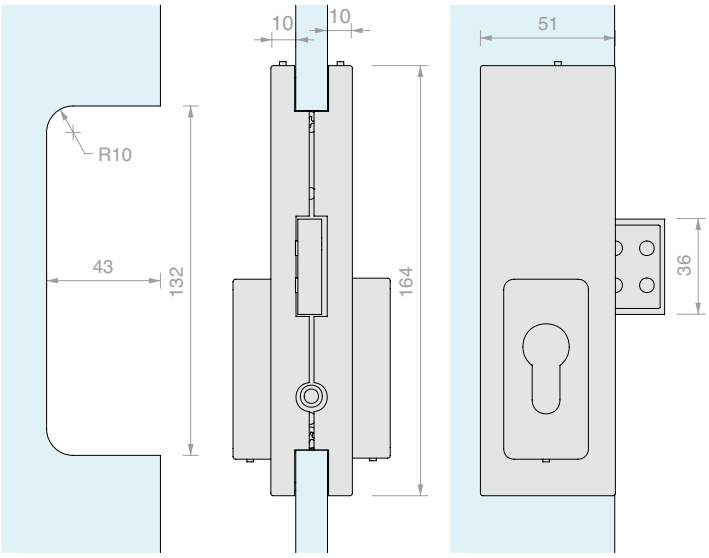

Art.	Cierre	Llave	Para vidrios	Cant.
GL200S	Cerradura + Cerradura	Diferente	De **10** a **13.5** mm	1 Ud.
GL200SU	Cerradura + Cerradura	Única	De **10** a **13.5** mm	1 Ud.
GL200P	Pomo + Cerradura	Diferente	De **10** a **13.5** mm	1 Ud.

CONTRACERRADURA GK200

Material: Cuerpo de aluminio,
cubierta de acero inoxidable AISI 316
Acabado: /8 /15

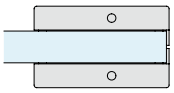

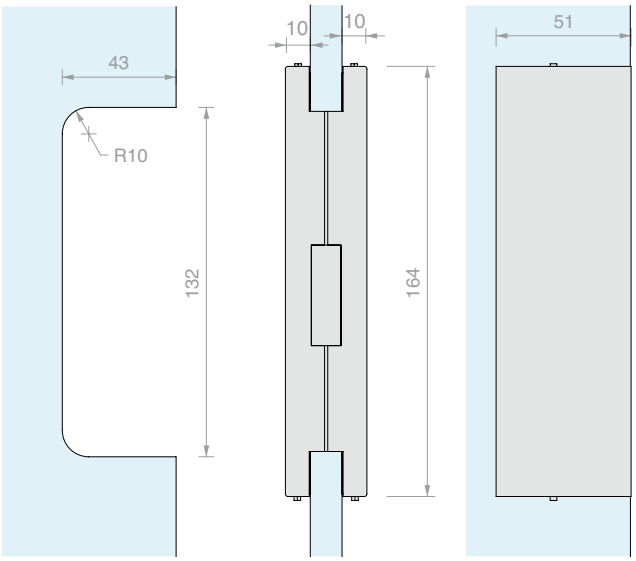

Art.	Para vidrios	Cant.
GK200	De **10** a **13.5** mm	1 Ud.

CERROJO GL800

Material: Cuerpo de aluminio,
cubierta de acero inoxidable AISI 316
Acabado: /8 /15

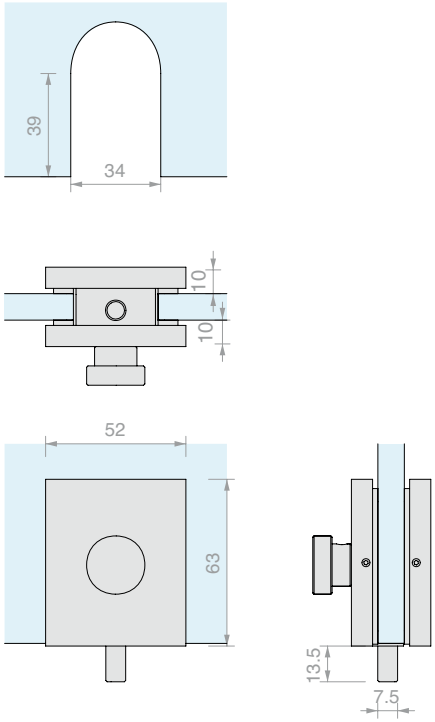

Art.	Para vidrios	Cant.
GL800	De **10** a **13.5** mm	1 Ud.

CERRADERO PARA CERROJO GK800

Material: Cuerpo de aluminio,
cubierta de acero inoxidable AISI 316
Acabado: /8 /15

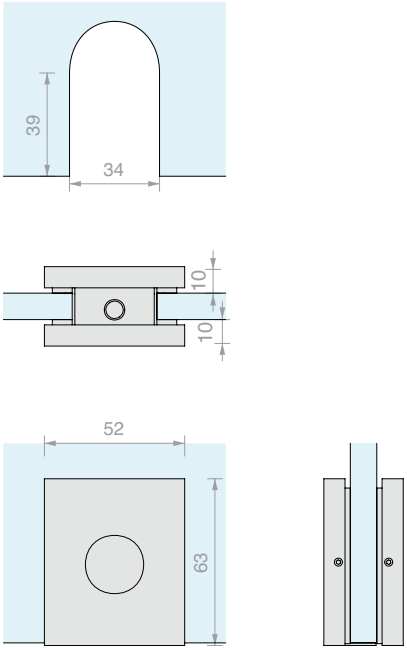

Art.	Para vidrios	Cant.
GK800	De **10** a **13.5** mm	1 Ud.

STOP PUERTA 100

Material: Cuerpo de aluminio fundido a presión, PVC

Compatible con art. GF600 y GF700

Color: negro

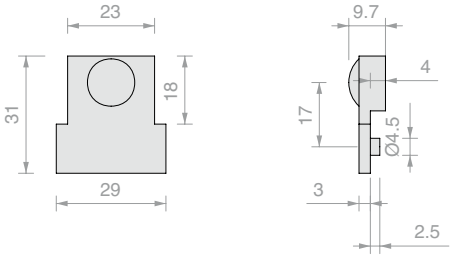

Art.	Cant.
GL7100	1 Ud.

STOP PUERTA 200

Material: Cuerpo de aluminio fundido a presión, PVC

Compatible con art. GF400

Color: negro

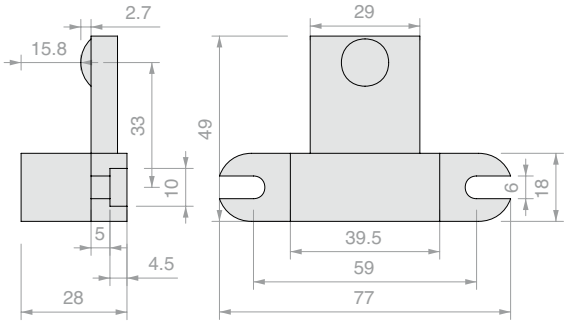

Art.	Cant.
GL7200	1 Ud.

COLECTOR ANTIPOLVO

Material: latón

Acabado: /1 /3

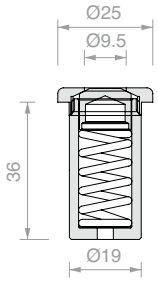

Art.	Cant.
GL7300	1 Ud.

INSERCIÓN PARA PERNO FRANCÉS E ITALIANO

Material: Acero AISI 304

Compatible con art. GF100

Acabado: /9

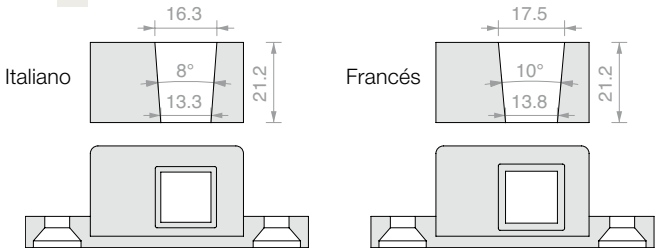

Art.	Casquillo	Cant.
GL7439	**Italiano**	1 Ud.
GL7433	**Francés**	1 Ud.

PERNO LIBRE DE SUELO CON PLACA

Material: Acero AISI 304

Incluidos 3 tornillos para el anclaje al suelo y una cubierta de acabado del anillo de plástico negro.

Acabado: /8

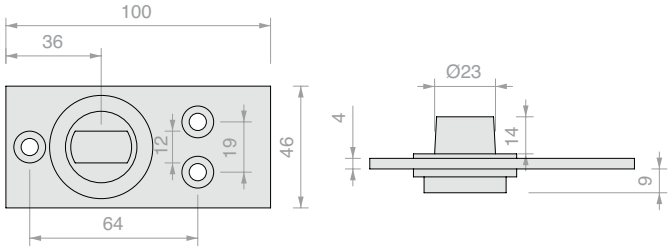

Art.	Casquillo	Cant.
PIVOTS014	**Alemán**	1 Ud.

PILETA EN SUELO ML

Material: Latón

Acabado: /1 /3

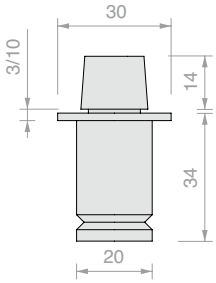

Art.	Casquillo	Cant.
GARDAML	**Italiano**	1 Ud.

PILETA EN SUELO TD

Material: Latón

Acabado: /1 /3

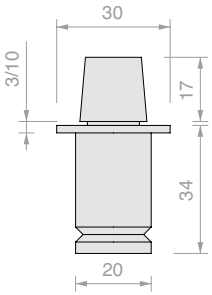

Art.	Casquillo	Cant.
GARDATD	**Alemán**	1 Ud.

PILETA EN SUELO HD3303

Material: Latón

Acabado: /1 /3

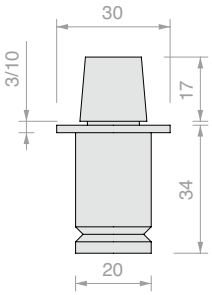

Art.	Casquillo	Cant.
HD3303	**Francés**	1 Ud.

PLACA SUPERIOR 8815

Material: Acero AISI 304

Acabado: /9

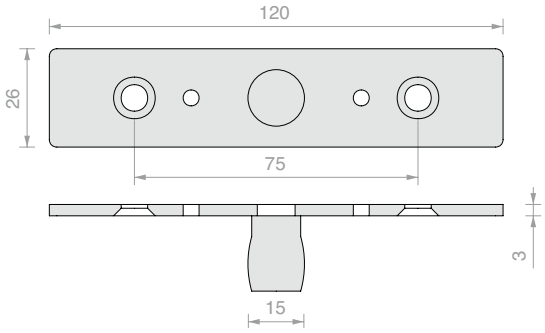

Art.	Cant.
GL8815	1 Ud.

PERNO DE TECHO PARA EMPOTRAR 8819

Material: Acero cincado

Compatible con art. GF200

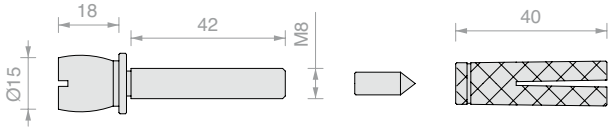

Art.	Cant.
GL8819	1 Ud.

ASIENTO EN SUELO GL8823

Material: Acero inox AISI 304

Acabado: /8 /15

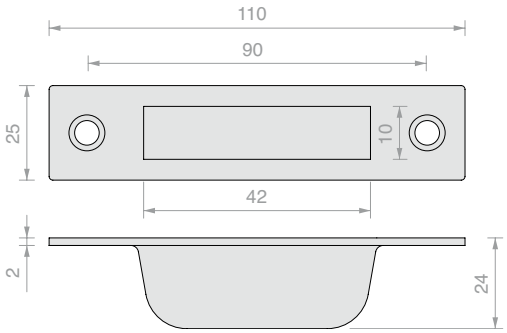

Art.	Cant.
GL8823	1 Ud.

ASIENTO A PARED GL8824

Material: Acero AISI 304

Acabado: /9

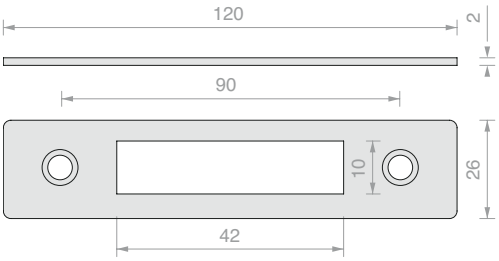

Art.	Cant.
GL8824	1 Ud.

CERRADURA LT500

Material: Cuerpo de aluminio,
cubierta de acero inoxidable AISI 316
Completa con cilindro europeo con 3 llaves
Placa a pared incluida
Acabado: /8 /15

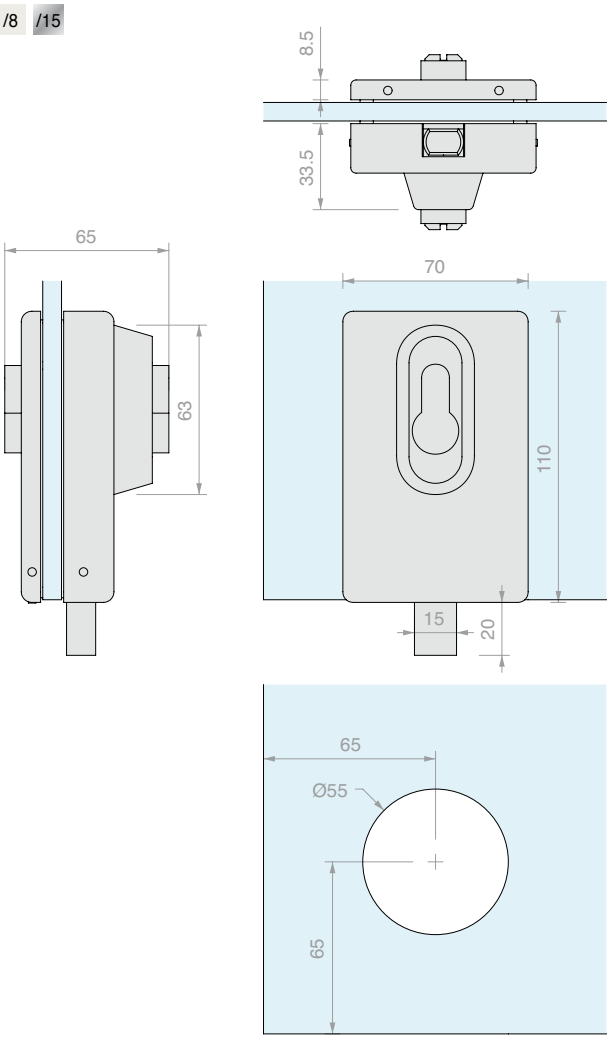

Art.	Para vidrios	Llave	Cant.
GL10	De **8** a **12** mm	Diferente	1 Ud.

CONTRACERRADURA LT501

Material: Cuerpo de aluminio,
cubierta de acero inoxidable AISI 316
Acabado: /8 /15

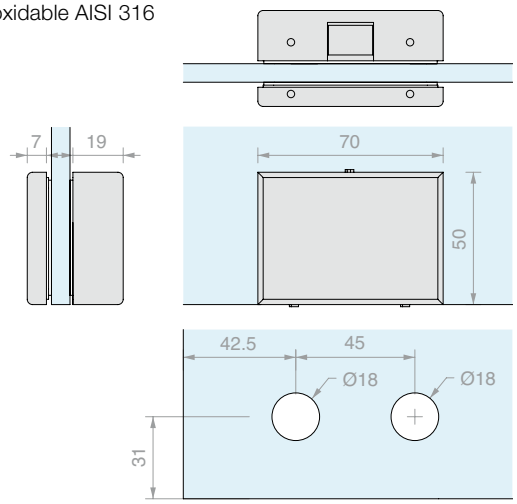

Art.	Para vidrios	Cant.
GL25	De **8** a **12** mm	1 Ud.

BISAGRA HS1010
SUPERIOR CON TACHUELA

Type Approved Safety Regular Production Surveillance
TÜVRheinland CERTIFIED
www.tuv.com ID 1111292548

Material: Acero AISI 316

Orificios en el vidrio aconsejados Ø24 mm.

Para montaje de techo, se necesita el colector Art. HS1010SPL

Acabado: /9

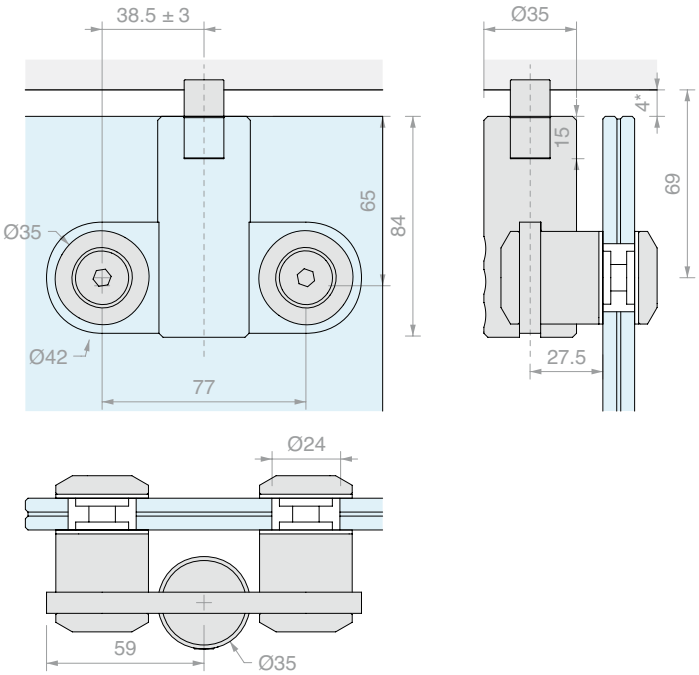

Art.	Para vidrios	Cant.
HS1010SB	De **8** a **21.5** mm	1 Ud.

BISAGRA HS1010
SUPERIOR AVELLANADA

Type Approved Safety Regular Production Surveillance
TÜVRheinland CERTIFIED
www.tuv.com ID 1111292548

Material: Acero AISI 316

Orificio en el vidrio aconsejado Ø22 avellanado 3 mm

Para montaje de techo, se necesita el colector Art. HS1010SPL

Acabado: /9

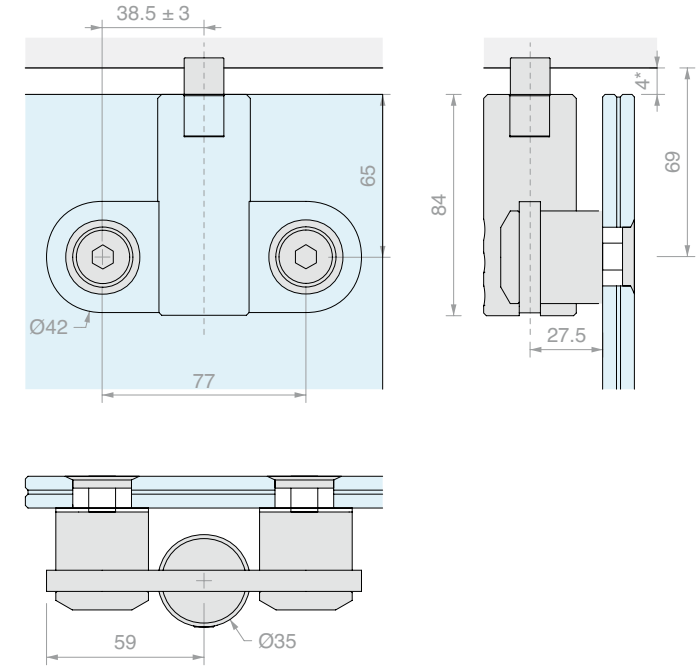

Art.	Para vidrios	Cant.
HS1010SS	De **8** a **21.5** mm	1 Ud.

BISAGRA HS1010 SUPERIOR CON TACHUELA CON FIJACIÓN PARA TRAGALUZ

Type Approved Safety Regular Production Surveillance
TÜVRheinland CERTIFIED
www.tuv.com ID 1111292548

Material: Acero AISI 316

Orificios en el vidrio aconsejados Ø24 mm.

Acabado: /9

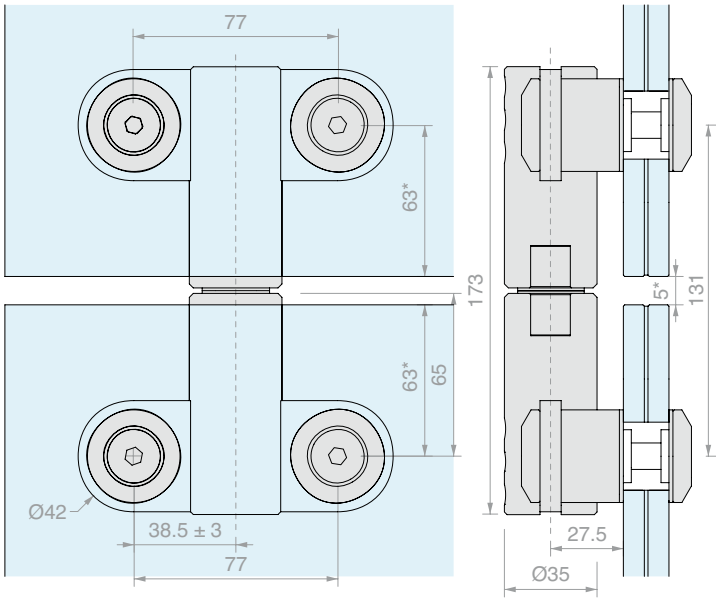

Art.	Para vidrios	Cant.
HS1010SSB	De **8** a **21.5** mm	1 Ud.

BISAGRA HS1010 SUPERIOR AVELLANADA CON FIJACIÓN PARA TRAGALUZ

Type Approved Safety Regular Production Surveillance
TÜVRheinland CERTIFIED
www.tuv.com ID 1111292548

Material: Acero AISI 316

Orificio en el vidrio aconsejado Ø22 avellanado 3 mm

Acabado: /9

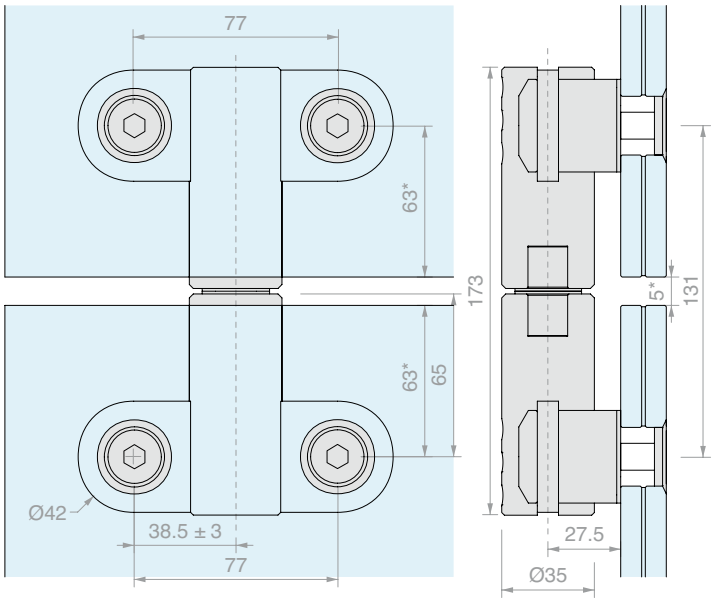

Art.	Para vidrios	Cant.
HS1010SSS	De **8** a **21.5** mm	1 Ud.

BISAGRA HS1010 INFERIOR TACHUELADA

Material: Acero AISI 316

Orificios en el vidrio aconsejados Ø24 mm.

Acabado: /9

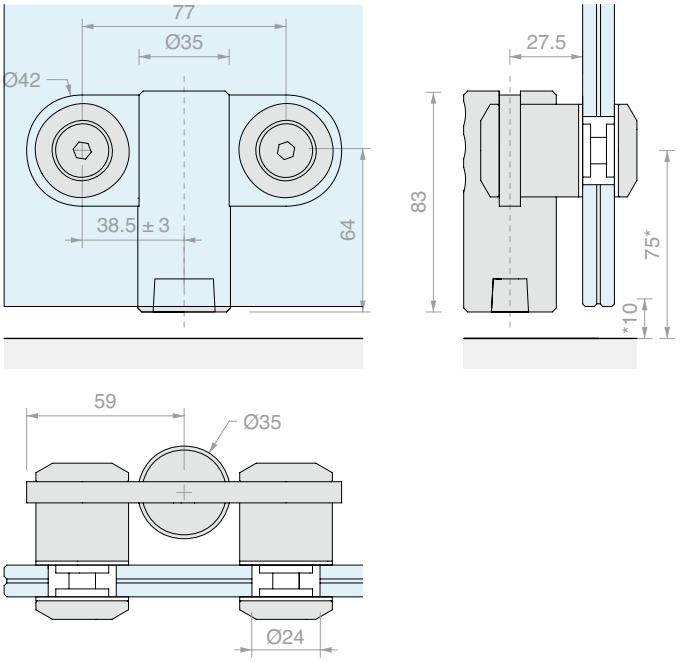

Art.	Para vidrios	Casquillo	Cant.
HS1010PB	De **8** a **21.5** mm	**Alemán**	1 Ud.

BISAGRA HS1010 INFERIOR AVELLANADA

Material: Acero AISI 316

Orificio en el vidrio aconsejado Ø22 avellanado 3 mm

Acabado: /9

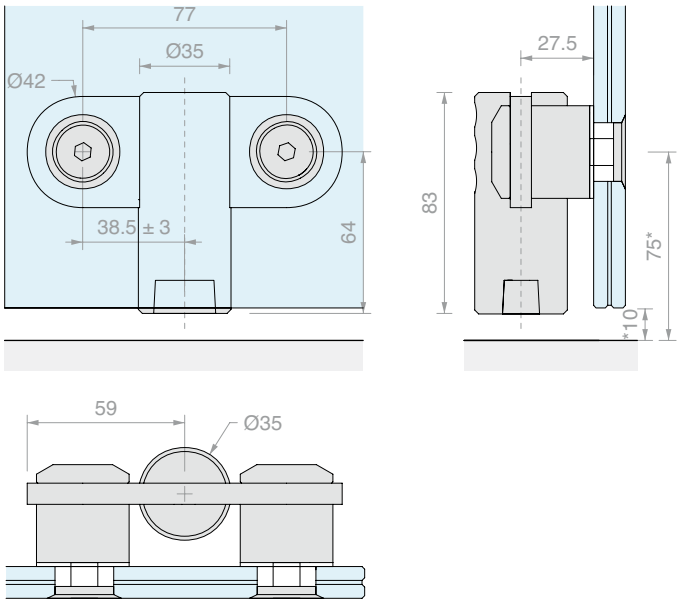

Art.	Para vidrios	Casquillo	Cant.
HS1010PS	De **8** a **21.5** mm	**Alemán**	1 Ud.

BISAGRA INFERIOR CGS

Material: Acero AISI 316

Acabado: /8 /15

Type Approved Safety Regular Production Surveillance
TÜVRheinland CERTIFIED
www.tuv.com ID 1111292548

VISTA EXTERNA

MONTAJE INTERIOR DEL VIDRIO

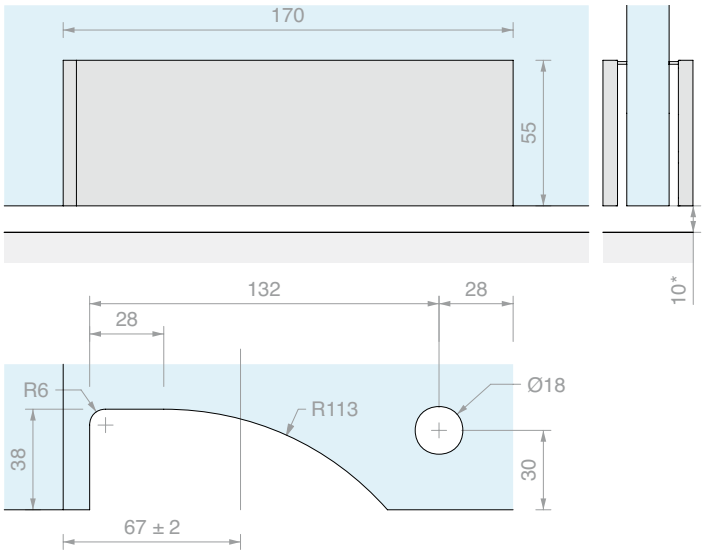

MONTAJE A RAS DEL VIDRIO

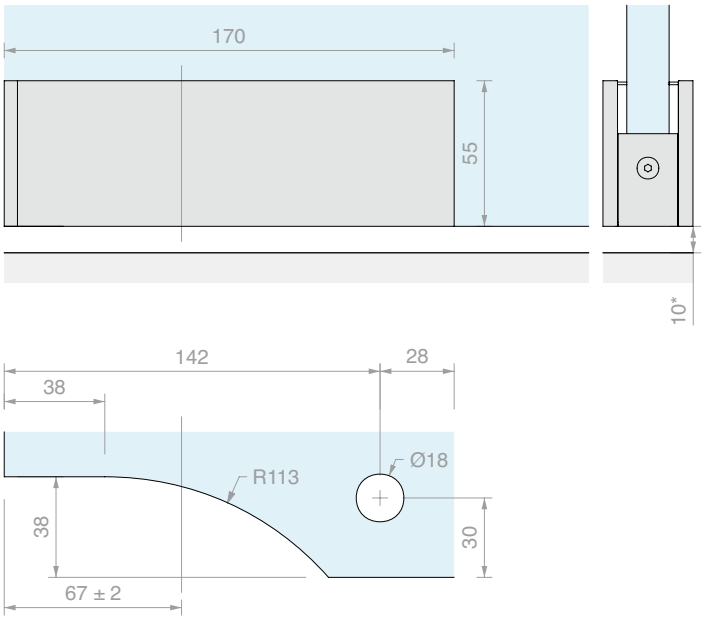

Art.	Para vidrios	Casquillo	Cant.
CGS1620SX	De **15** a **21.5** mm	**Alemán**	1 Ud.
CGS1620DX	De **15** a **21.5** mm	**Alemán**	1 Ud.

BISAGRA SUPERIOR CGS

Material: Acero AISI 316
Para montaje de techo,
se necesita el colector Art. HS1010SPL
Acabado: /8 /15

Type Approved Safety Regular Production Surveillance
TÜVRheinland CERTIFIED
www.tuv.com ID 1111292548

VISTA EXTERNA

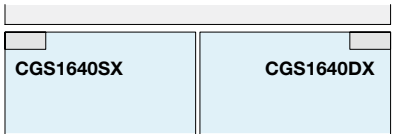

MONTAJE INTERIOR DEL VIDRIO

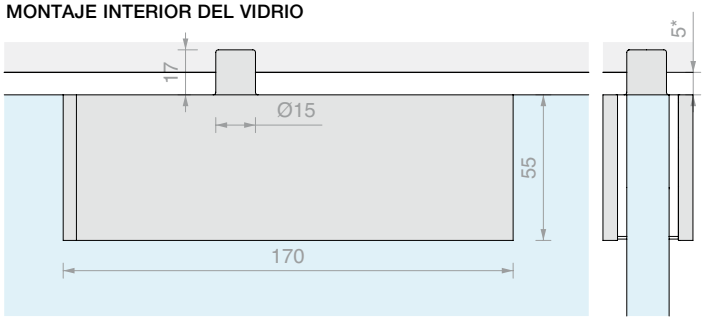

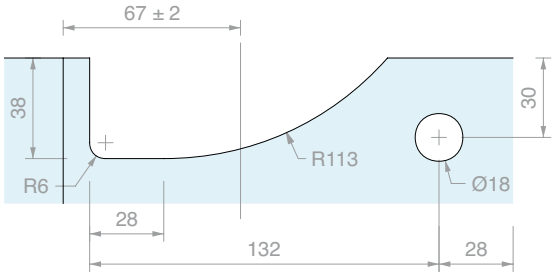

MONTAJE A RAS DEL VIDRIO

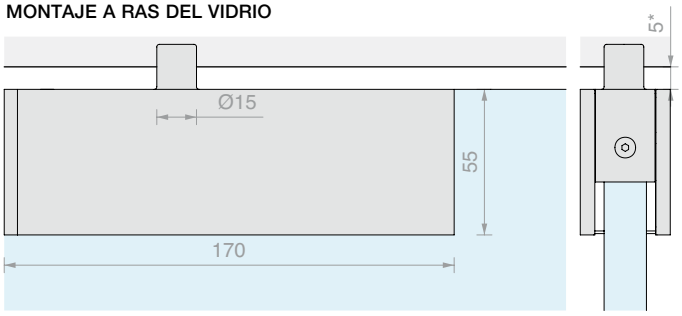

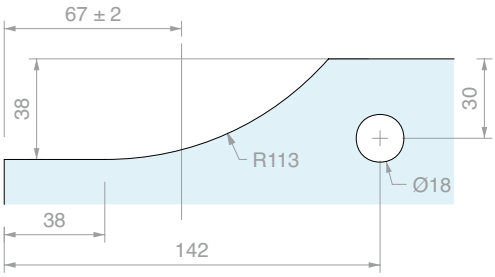

Art.	Para vidrios	Cant.
CGS1640SX	De **15** a **21.5** mm	1 Ud.
CGS1640DX	De **15** a **21.5** mm	1 Ud.

CERRADURA SGS

Material: Latón

Completa con cilindro europeo, 3 llaves

Perno Ø 10 x L.18 mm

Acabado: /1 /24

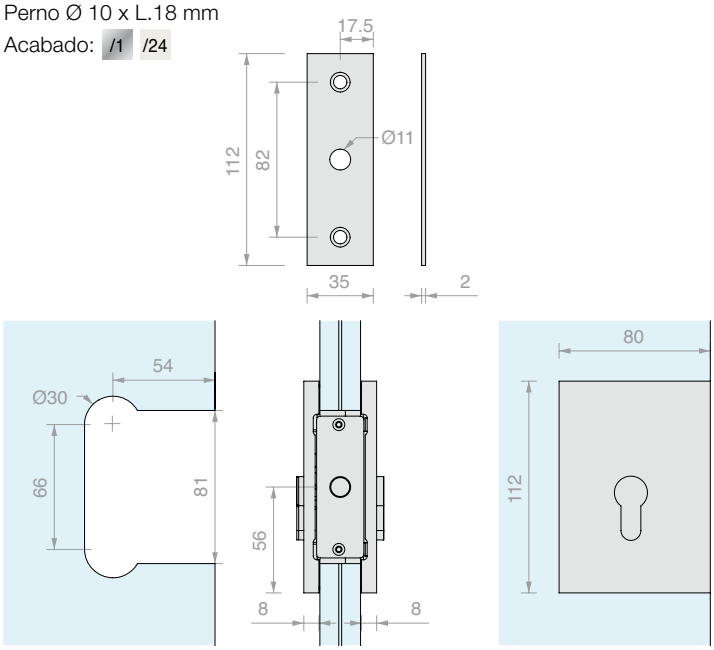

Art.	Para vidrios	Llave	Cant.
SGS2115U	**15** mm	Única	1 Ud.
SGS2115D	**15** mm	Diferente	1 Ud.
SGS2117U	**17** mm	Única	1 Ud.
SGS2117D	**17** mm	Diferente	1 Ud.
SGS2121U	**21** mm	Única	1 Ud.
SGS2121D	**21** mm	Diferente	1 Ud.

CERRADURA CON MANILLA SGS

Material: Latón

Completa con cilindro europeo, 3 llaves

Perno Ø 10 x L.18 mm

Acabado: /1 /24

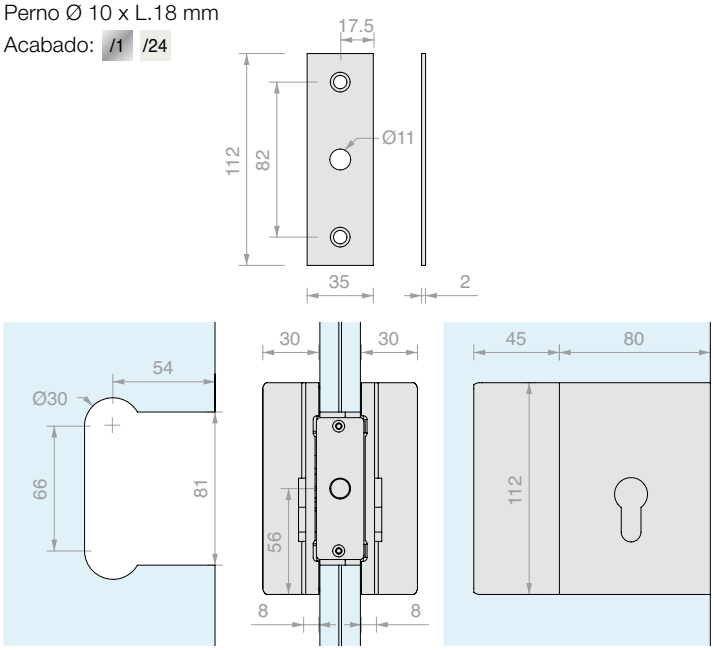

Art.	Para vidrios	Llave	Cant.
SGS2315MU	**15** mm	Única	1 Ud.
SGS2315MD	**15** mm	Diferente	1 Ud.
SGS2317MU	**17** mm	Única	1 Ud.
SGS2317MD	**17** mm	Diferente	1 Ud.
SGS2321MU	**21** mm	Única	1 Ud.
SGS2321MD	**21** mm	Diferente	1 Ud.

CERRADERO A VIDRIO SGS

Material: Latón

Acabado: /1 /24

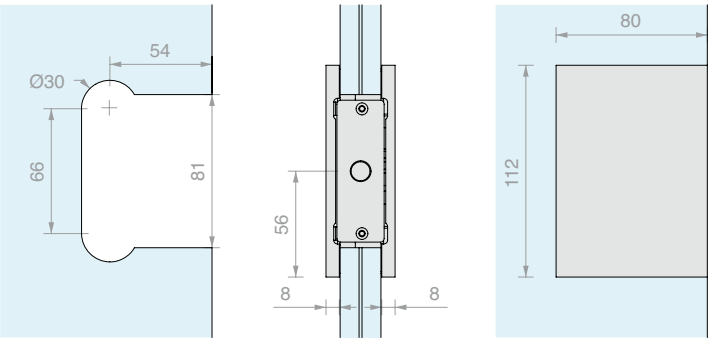

Art.	Para vidrios	Cant.
SGS2715M	**15** mm	1 Ud.
SGS2717M	**17** mm	1 Ud.
SGS2721M	**21** mm	1 Ud.

PLACA A PARED CON TOPE

Material: Latón

Acabado: /1 /24

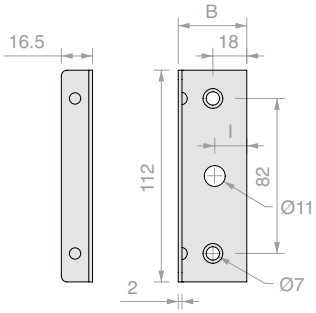

Art.	Para vidrios	I	B	Cant.
SGS15L	**15** mm	**16** mm	**36.5** mm	1 Ud.
SGS17L	**17** mm	**17** mm	**39** mm	1 Ud.
SGS21L	**21** mm	**19** mm	**43** mm	1 Ud.



COLECTOR SUPERIOR

Material: Acero AISI 316

Acabado: /9

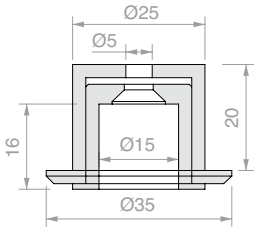

Art.	Cant.
HS1010SPL	1 Ud.

PERNO LIBRE DE SUELO CON PLACA

Material: Acero AISI 304

Incluidos 3 tornillos para el anclaje al suelo y una cubierta de acabado del anillo de plástico negro.

Acabado: /8

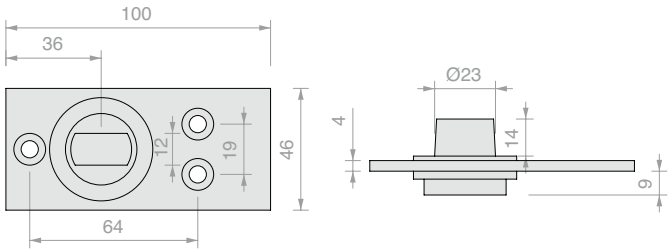

Art.	Casquillo	Cant.
PIVOTS014	**Alemán**	1 Ud.

BISAGRA SUPERIOR CON CURSOR REGULABLE 3301

Material: Latón

Para montaje de techo,

se necesita el colector Art. HD3304

Acabado: /1 /24

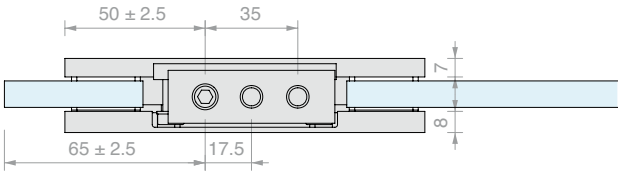

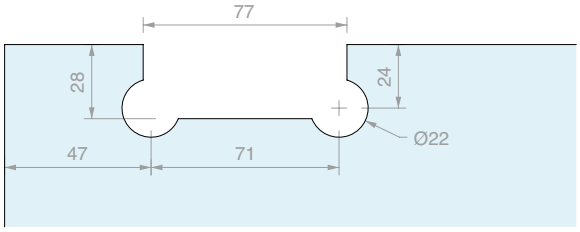

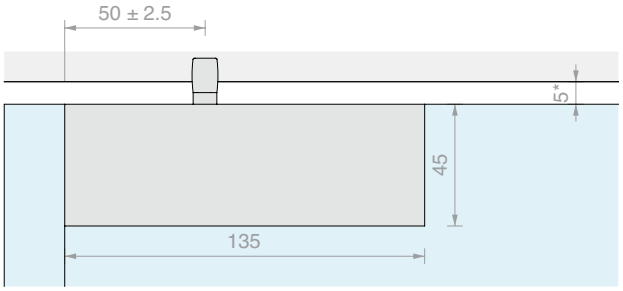

Art.	Para vidrios	Cant.
HD3301	De **8** a **10** mm	1 Ud.

BISAGRA INFERIOR HD3301

Material: Latón

Acabado: /1 /24

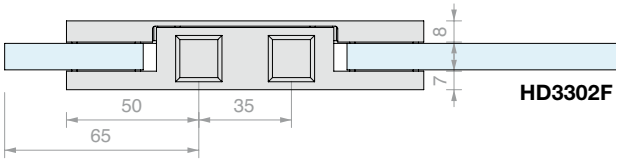

HD3302F

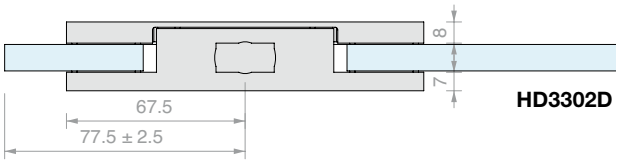

HD3302D

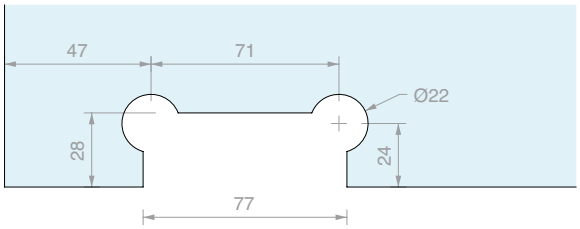

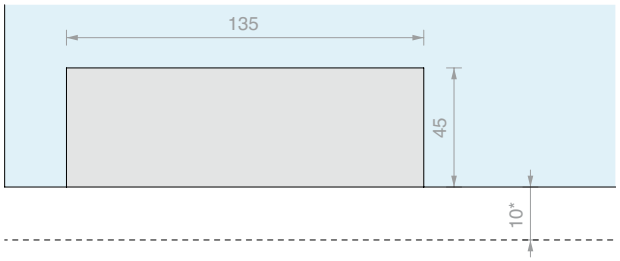

Art.	Para vidrios	Casquillo	Cant.
HD3302F	De **8** a **10** mm	**Francés**	1 Ud.
HD3302D	De **8** a **10** mm	**Alemán**	1 Ud.

FIJACIÓN PARA TRAGALUZ CON ANCLAJE A VIDRIO LATERAL 3307

Material: Latón

Acabado: /1 /24

Dirección izquierda

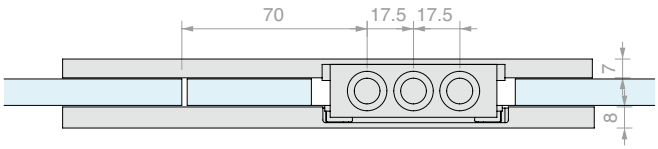

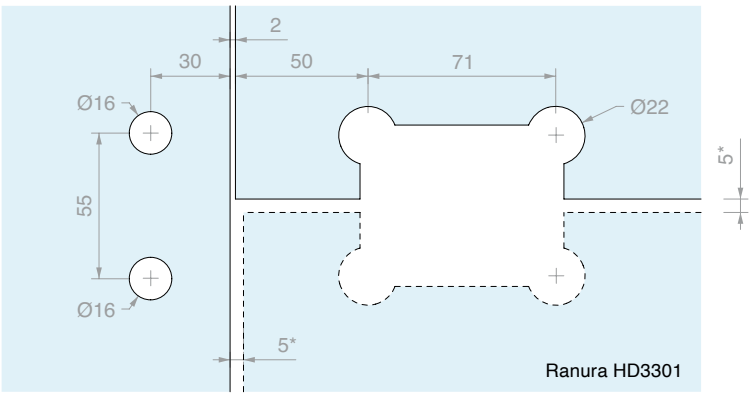

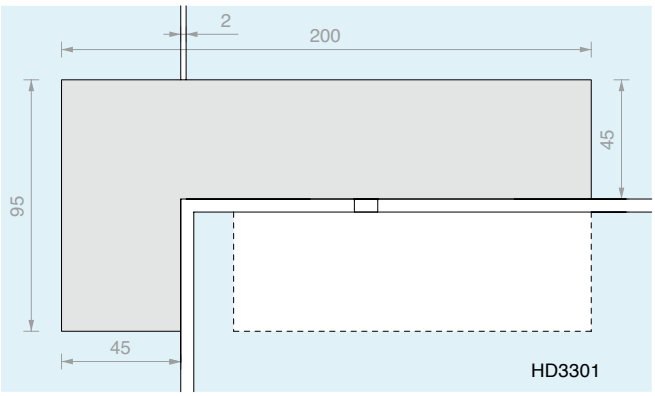

Art.	Para vidrios	Hacia	Cant.
HD3307SX	De **8** a **10** mm	Izquierda	1 Ud.
HD3307DX	De **8** a **10** mm	Derecha	1 Ud.

FIJACIÓN PARA TRAGALUZ CON ANCLAJE A PARED LATERAL 3308

Material: Latón

Acabado: /1 /24

Dirección izquierda

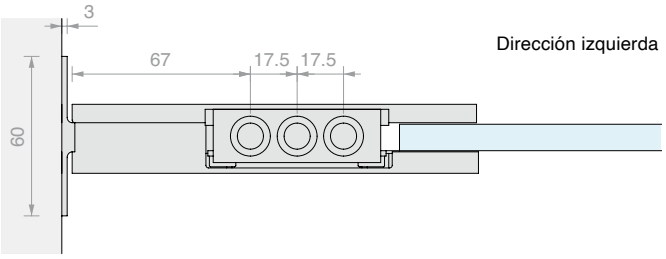

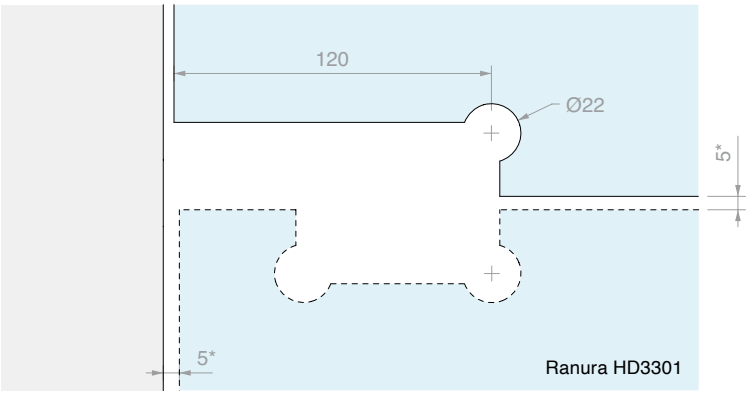

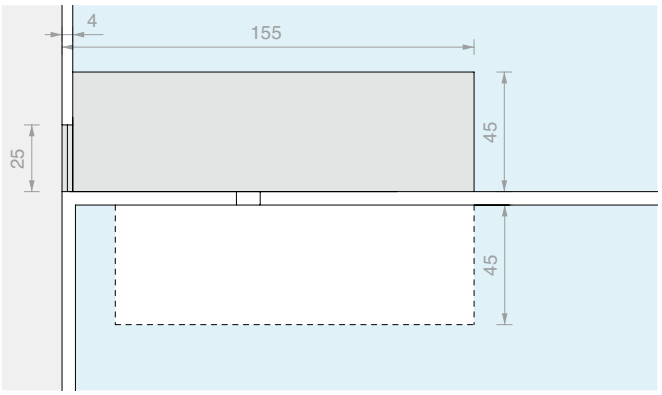

Art.	Para vidrios	Hacia	Cant.
HD3308SX	De **8** a **10** mm	Izquierda	1 Ud.
HD3308DX	De **8** a **10** mm	Derecha	1 Ud.

CERRADURA 3305

Material: Latón

Perno Ø10 x L 17 mm.

Completa con cilindro europeo, 3 llaves

Acabado: /1 /24

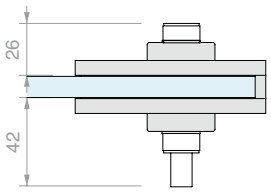

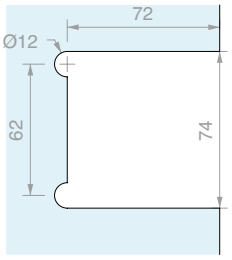

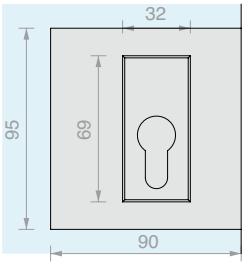

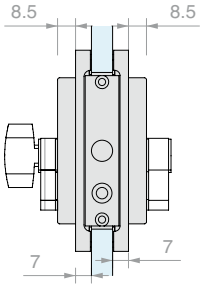

Art.	Para vidrios	Cierre	Llave	Cant.
HD3305U	De **8** a **10** mm	Cerradura + cerradura	Única	1 Ud.
HD3305D	De **8** a **10** mm	Cerradura + cerradura	Diferente	1 Ud.
HD3305P	De **8** a **10** mm	Pomo + cerradura	Única	1 Ud.

CERROJO HD SQUARE

Material: Cuerpo de aluminio, cubierta de latón

Perno Ø7.5 x L 13 mm

Acabado: /1 /24

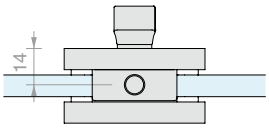

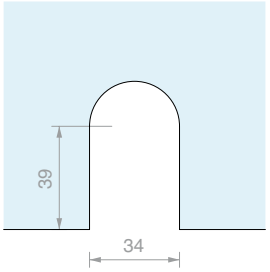

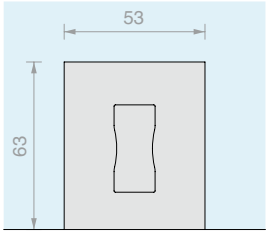

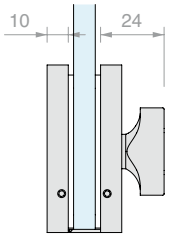

Art.	Para vidrios	Cant.
DQC63	De **10** a **12** mm	1 Ud.

CERRADERO A VIDRIO PARA CERROJO HD SQUARE

Material: Latón

Acabado: /1 /24

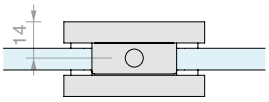

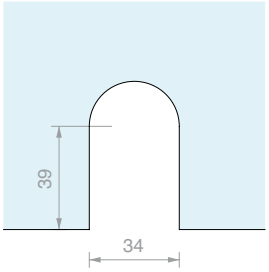

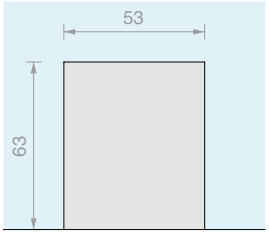

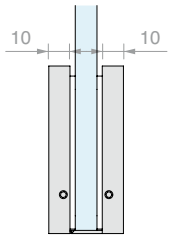

Art.	Para vidrios	Cant.
DQC65	De **10** a **12** mm	1 Ud.

CERRADERO SIMPLE PARA TRAGALUZ PARA CERROJO

Material: Latón

Compatible con art. DQC63

Acabado: /1 /24

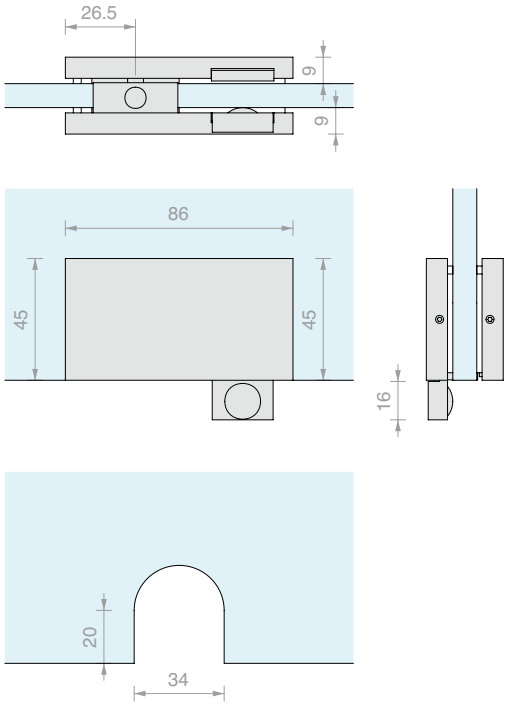

Art.	Para vidrios	Cant.
HD3309	De **8** a **12** mm	1 Ud.

CERRADERO DOBLE PARA TRAGALUZ PARA CERROJO

Material: Latón

Compatible con art. DQC63

Acabado: /1 /24

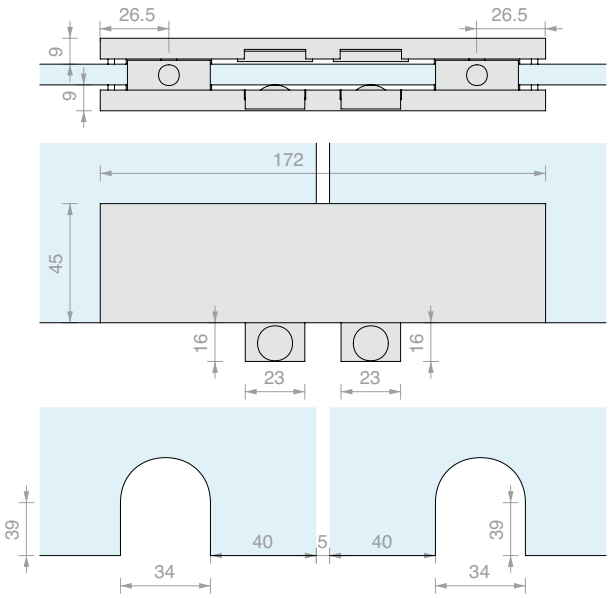

Art.	Para vidrios	Cant.
HD3310	De **8** a **12** mm	1 Ud.

CERRADERO A PARED PARA CERRADURA HD3305

Material: Acero inoxidable

Acabado: /9

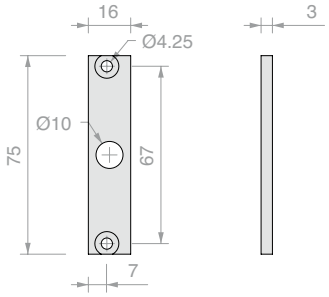

Art.	Cant.
HD3306	1 Ud.

PILETA EN SUELO HD3303

Material: Latón

Acabado: /1 /3

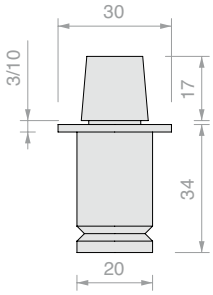

Art.	Casquillo	Cant.
HD3303	**Francés**	1 Ud.

ALOJAMIENTO PARA PERNO DE TECHO 3304

Material: Latón

Acabado: /1 /3

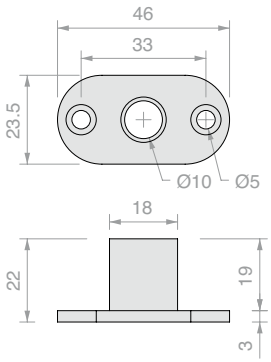

Art.	Cant.
HD3304	1 Ud.

COLECTOR ANTIPOLVO PARA CERRADURA HD3305

Material: Latón

Acabado: /1 /3

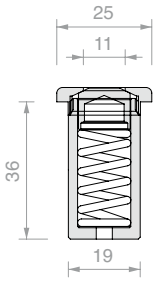

Art.	Cant.
G7311	1 Ud.

CURSOR PARA HD3308

Material: Latón

Cursor para desplazar la fijación art. HD3308
no a ras sino dentro del vidrio

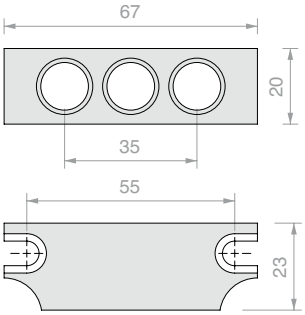

Art.	Cant.
HD3308-SLIDER	1 Ud.

CILINDRO CON POMO GIRATORIO

Material: Latón

Cilindro Europeo completo con 3 llaves

Acabado: /1 /3 /45

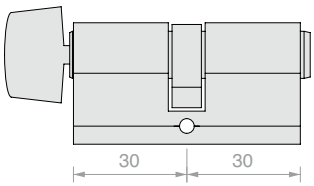

Art.	Llave	Cant.
S1217U	Única	1 Ud.

CILINDRO CON LLAVE DE PERFIL EUROPEO

Material: Latón

Cilindro Europeo completo con 3 llaves

Acabado: /1 /3

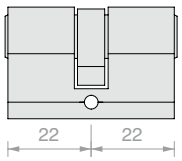

Art.	Llave	Cant.
LOGS10U	Única	1 Ud.
LOGS10D	Diferente	1 Ud.

BISAGRA PIVOTANTE DE CLIP 80SQ SIN TORNILLOS VISIBLES

Material: Latón

Acabado: /1 /2 /3

Type Approved
Safety
Regular Production Surveillance
TÜVRheinland CERTIFIED
www.tuv.com
ID 1111292548

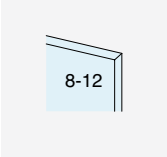



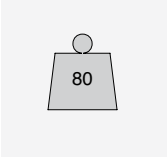

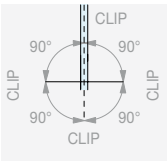

ROTACIÓN 360°

NINGÚN TORNILLO VISIBLE

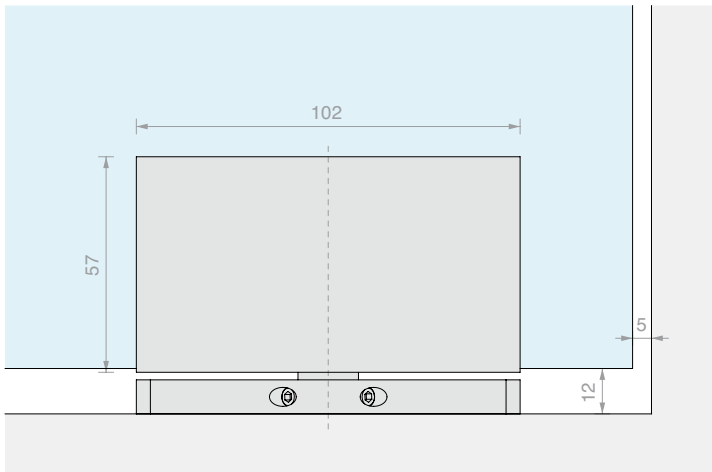

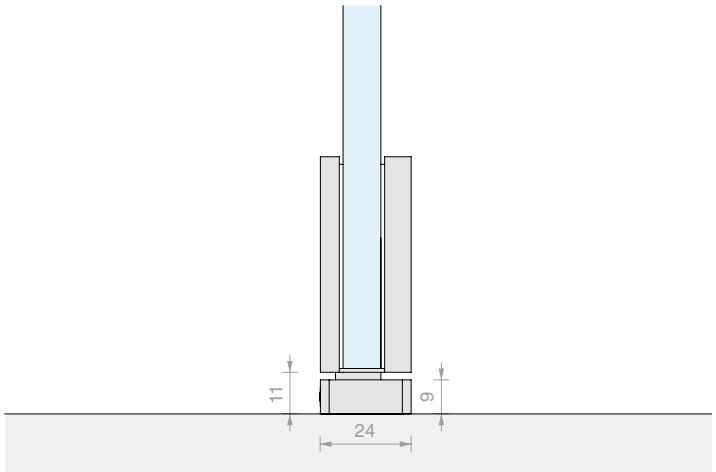

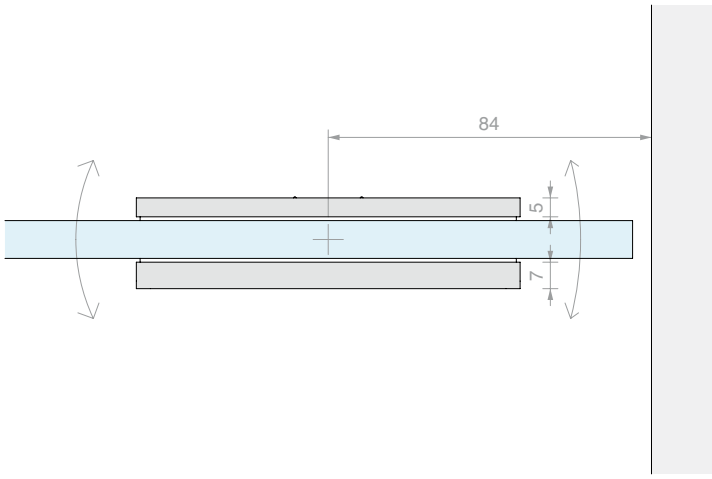

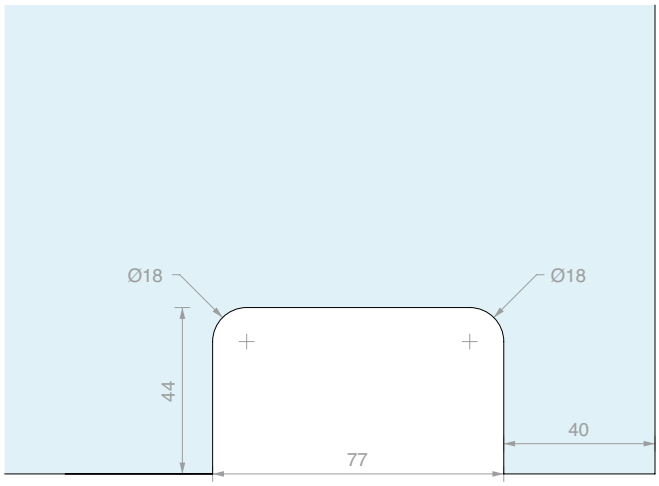

Art.	Para vidrios	Cant.
CERPT80SQ	De **8** a **12** mm	1 Ud.

BISAGRA PIVOTE DE CLIP 80

Material: Latón

Acabado: /1 /2 /3

Type Approved
Safety
Regular Production Surveillance
TÜVRheinland CERTIFIED
www.tuv.com
ID 1111292548

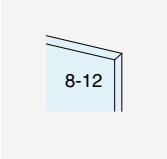

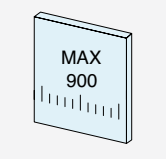

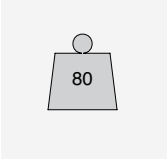

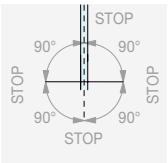

ROTACIÓN 360°

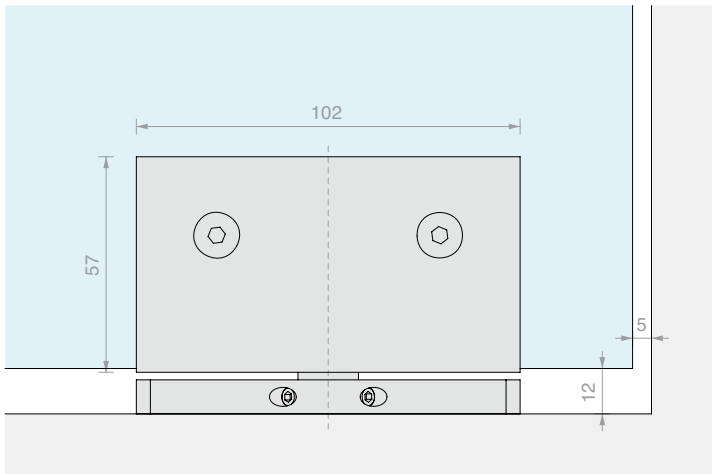

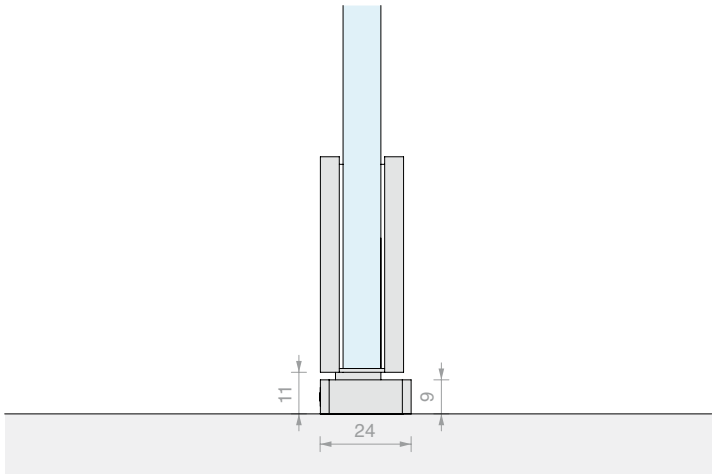

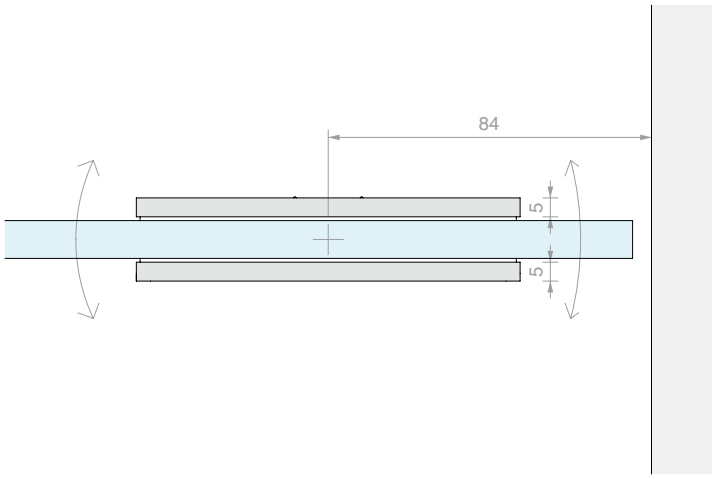

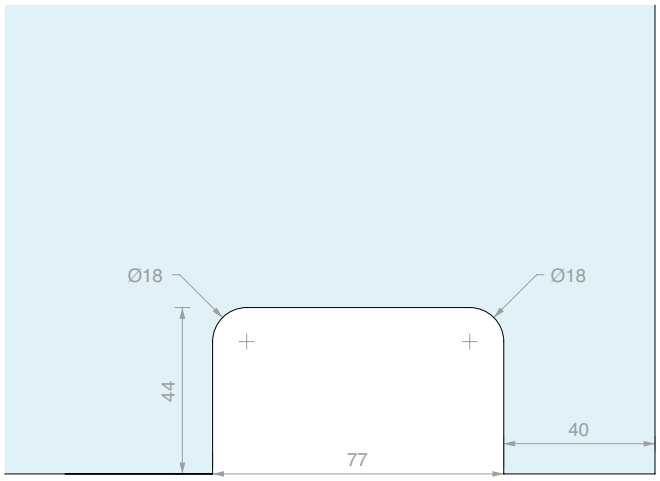

Art.	Para vidrios	Cant.
CERPT80	De **8** a **12** mm	1 Ud.

CIERRAPUERTAS LM60

Material de la placa: acero inox AISI 316

Los cierrapuertas oleodinámicos en suelo de la serie LM60 han sido sometidos a ensayos de laboratorio según la norma EN1154. Las pruebas incluyen la verificación de la fuerza de uso y la capacidad de carga, pruebas de durabilidad de 500.000 ciclos de apertura y cierre, pruebas de resistencia a la corrosión y pruebas de funcionamiento a temperatura.

NOTA: se aconseja no desatornillar ni atornillar completamente las válvulas de regulación de la velocidad

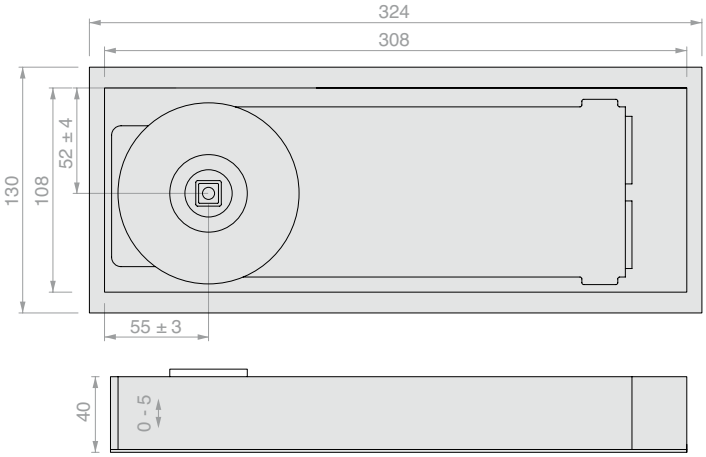

Características:

- Rotación ± 130°
- Doble regulación de la velocidad de cierre 130° - 15° y 15° - 0°.
- Regulación tridimensional dentro de la caja
- 3 de fuerza de cierre: EN2, EN3 y EN4
- 3 tipos de uso en función de la posición de tope: ± 90°, ± 105° o sin tope.
- Disponibles con 3 tipos de perno estándar: alemán, italiano o francés.

Acabado: /8

Art.	Fuerza	Capacidad de carga L	Capacidad de carga P	Tope	Perno	Cant.
LM609020DE	**EN2**	**850** mm	**60** kg	**± 90°**	**Alemán**	1 Ud.
LM609020IT	**EN2**	**850** mm	**60** kg	**± 90°**	**Italiano**	1 Ud.
LM609020FR	**EN2**	**850** mm	**60** kg	**± 90°**	**Francés**	1 Ud.
LM609025DE	**EN3**	**950** mm	**80** kg	**± 90°**	**Alemán**	1 Ud.
LM609025IT	**EN3**	**950** mm	**80** kg	**± 90°**	**Italiano**	1 Ud.
LM609025FR	**EN3**	**950** mm	**80** kg	**± 90°**	**Francés**	1 Ud.
LM6010525DE	**EN3**	**950** mm	**80** kg	**± 105°**	**Alemán**	1 Ud.
LM6010525IT	**EN3**	**950** mm	**80** kg	**± 105°**	**Italiano**	1 Ud.
LM6010525FR	**EN3**	**950** mm	**80** kg	**± 105°**	**Francés**	1 Ud.
LM600025DE	**EN3**	**950** mm	**80** kg	**Sin tope**	**Alemán**	1 Ud.
LM600025IT	**EN3**	**950** mm	**80** kg	**Sin tope**	**Italiano**	1 Ud.
LM600025FR	**EN3**	**950** mm	**80** kg	**Sin tope**	**Francés**	1 Ud.
LM609033DE	**EN4**	**1100** mm	**100** kg	**± 90°**	**Alemán**	1 Ud.
LM609033IT	**EN4**	**1100** mm	**100** kg	**± 90°**	**Italiano**	1 Ud.
LM609033FR	**EN4**	**1100** mm	**100** kg	**± 90°**	**Francés**	1 Ud.
LM6010533DE	**EN4**	**1100** mm	**100** kg	**± 105°**	**Alemán**	1 Ud.
LM6010533IT	**EN4**	**1100** mm	**100** kg	**± 105°**	**Italiano**	1 Ud.
LM6010533FR	**EN4**	**1100** mm	**100** kg	**± 105°**	**Francés**	1 Ud.

CIERRAPUERTAS LM66

Material de la placa: acero inox AISI 316

Los cierrapuertas oleodinámicos en suelo de la serie LM60 han sido sometidos a ensayos de laboratorio según la norma EN1154. Las pruebas incluyen la verificación de la fuerza de uso y la capacidad de carga, pruebas de durabilidad de 500.000 ciclos de apertura y cierre, pruebas de resistencia a la corrosión y pruebas de funcionamiento a temperatura.

NOTA: se aconseja no desatornillar ni atornillar completamente las válvulas de regulación de la velocidad

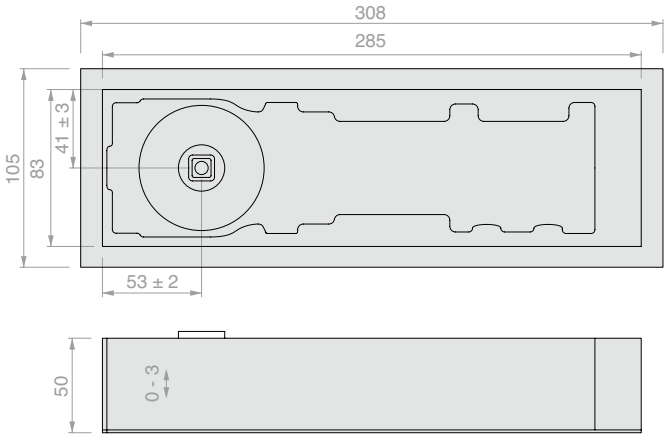

Características:

- Rotación ± 180°
- Doble regulación de la velocidad de cierre 180° - 15° y 15° - 0°.
- Regulación tridimensional dentro de la caja
- 3 de fuerza de cierre: EN2, EN3 y EN4
- 2 tipos de uso en función de la posición de tope: ± 90° o sin tope.
- Disponibles con 3 tipos de perno estándar: alemán, italiano o francés.

Acabado: /8

Art.	Fuerza	Capacidad de carga L	Capacidad de carga P	Tope	Perno	Cant.
LM669020DE	**EN2**	**850** mm	**100** kg	**± 90°**	**Alemán**	1 Ud.
LM669020IT	**EN2**	**850** mm	**100** kg	**± 90°**	**Italiano**	1 Ud.
LM669020FR	**EN2**	**850** mm	**100** kg	**± 90°**	**Francés**	1 Ud.
LM669030DE	**EN3**	**950** mm	**150** kg	**± 90°**	**Alemán**	1 Ud.
LM669030IT	**EN3**	**950** mm	**150** kg	**± 90°**	**Italiano**	1 Ud.
LM669030FR	**EN3**	**950** mm	**150** kg	**± 90°**	**Francés**	1 Ud.
LM669040DE	**EN4**	**1100** mm	**200** kg	**± 90°**	**Alemán**	1 Ud.
LM669040IT	**EN4**	**1100** mm	**200** kg	**± 90°**	**Italiano**	1 Ud.
LM669040FR	**EN4**	**1100** mm	**200** kg	**± 90°**	**Francés**	1 Ud.
LM660040DE	**EN4**	**1100** mm	**200** kg	**Sin tope**	**Alemán**	1 Ud.
LM660040IT	**EN4**	**1100** mm	**200** kg	**Sin tope**	**Italiano**	1 Ud.
LM660040FR	**EN4**	**1100** mm	**200** kg	**Sin tope**	**Francés**	1 Ud.

PERNOS INTERCAMBIABLES PARA CIERRAPUERTAS LM

Perno con tornillo

Art.	Casquillo	Cant.
LMPERNOD	**Alemán**	1 Ud.
LMPERNOI	**Italiano**	1 Ud.
LMPERNOF	**Francés**	1 Ud.

PLACA PARA CIERRAPUERTAS LM60

Material: Acero inoxidable AISI 316

Acabado: /8

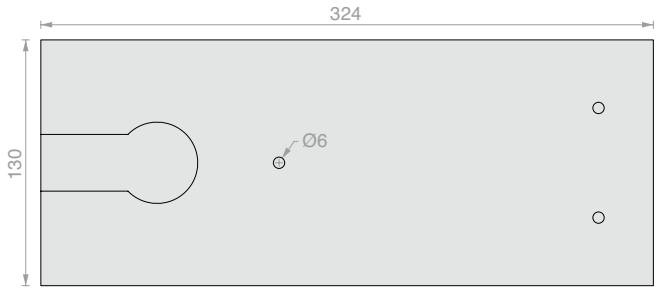

Art.	Medidas	Cant.
LMPIA01	**324** mm x **130** mm	1 Ud.

PLACA PARA CIERRAPUERTAS LM66

Material: Acero inoxidable AISI 316

Acabado: /8

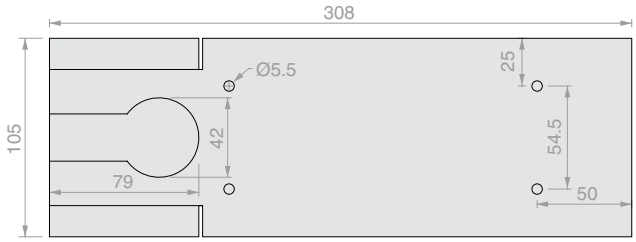

Art.	Medidas	Cant.
LMPIA02	**308** mm x **105** mm	1 Ud.

BISAGRA SUPERIOR REGULABLE ESCAMOTEABLE PARA HOJAS DE MADERA/METAL

Material: Acero inox AISI 304, Acero cincado

Acabado: /8

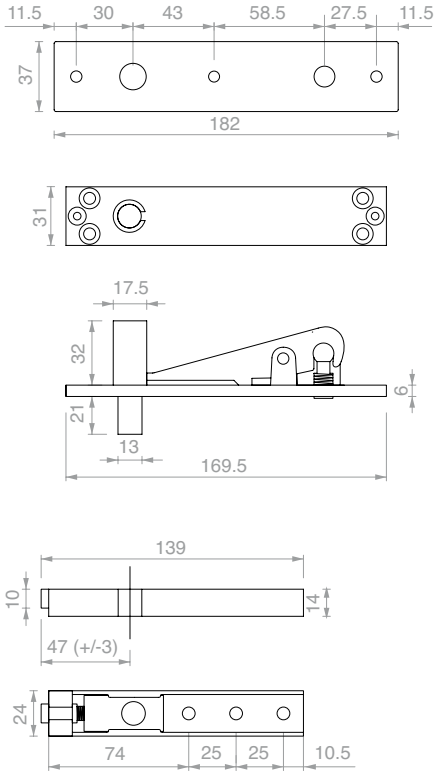

Art.	Cant.
PS03	1 Ud.

Art.	Capacidad de carga L	Capacidad de carga P	Cant.
PS03	**1200** mm	**150** kg	1 Ud.

BISAGRA INFERIOR CON PERNO ALEMÁN PARA HOJAS DE MADERA/METAL

Material: Acero cincado

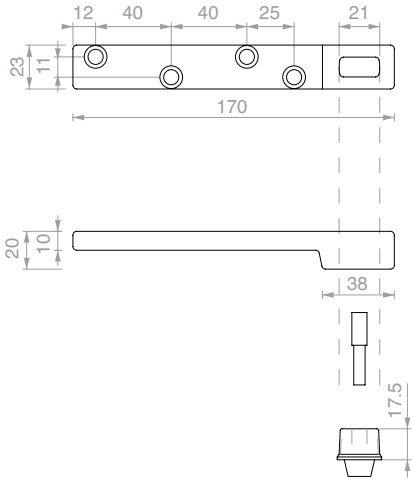

Art.	Capacidad de carga L	Capacidad de carga P	Cant.
PI07	**1200** mm	**150** kg	1 Ud.

TS 500 NV

Cierrapuertas de suelo para puertas batientes y de vaivén

La altura excepcionalmente baja, tan solo 42 mm, es una de las ventajas que el cierrapuertas TS 500 NV ofrece a los usuarios y diseñadores para puertas de una o dos hojas. Con estas características, es ideal tanto para nuevas construcciones como para reformas. Su invisibilidad lo hace ideal para puertas de vidrio, incluidas las pequeñas y medianas. La capacidad máxima de carga es de 150 kg; se completa con una placa de acero inoxidable satinado.
El modelo TS500 NV ha sido probado para 500.000 ciclos de apertura y cierre.

Características:

- Altura total 42 mm
- Fuerza regulable entre EN1 y EN4 según EN1154
- Velocidad de cierre y golpe final regulables
- Válvula de seguridad contra sobrecargas
- Acción de cierre a partir de 170° aprox.
- Tolerancias de regulación: altura 6 mm, anchura 10 mm, longitud 10 mm
- Caja cincada para cementar
- Válvulas termoestabilizadas: se evita la conmutación entre verano e invierno
- Adecuado para puertas de simple o doble acción de apertura
- 2 tipos de uso en función de la posición del tope: ± 90°, ± 110°
- **Perno alemán** (Perno italiano bajo pedido).



ESPECIFICAR MARCO ALEMÁN O ITALIANO

REGULACIÓN DE LA FUERZA DE CIERRE

REGULACIÓN DE LA VELOCIDAD DE CIERRE

REGULACIÓN DE LOS TOPES DE CARRERA

Art.	Fuerza	Capacidad de carga L	Capacidad de carga P	Tope	Perno	Cant.
GZ-TS500NV90	Regulable entre **EN1** y **EN4**	**1100** mm	**150** kg	**± 90°**	**Alemán**	1 Ud.
GZ-TS500NV110	Regulable entre **EN1** y **EN4**	**1100** mm	**150** kg	**± 110°**	**Alemán**	1 Ud.



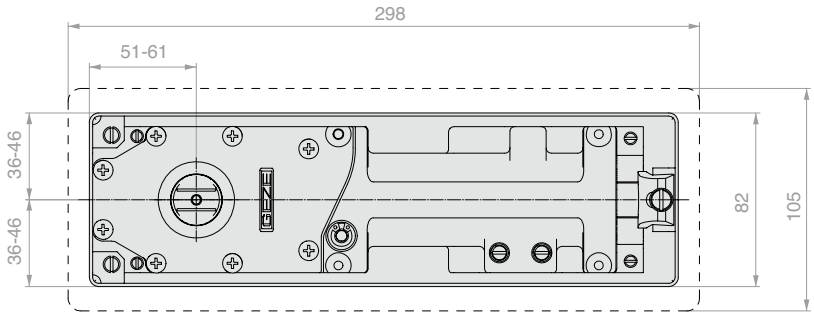

Medidas de la caja cincada para empotrar cementada en el suelo:
Longitud: 278 mm
Anchura 82 mm
Altura: 42 mm

Regulaciones del cierrapuertas dentro de la caja:
En longitud: 10 mm
En anchura: 10 mm
Altura: 6 mm

Medidas de la placa
Longitud: 298 mm
Anchura 105 mm

ADAPTADOR

Material: chapa galvanizada
Placa utilizada como adaptador para cierrapuertas GEZE en cajas empotradas cementadas de otras marcas.
Perfecto para trabajos de sustitución.

Art.	Cant.
GZ-TSADT	1 Ud.

TS 550 NV

Cierrapuertas de suelo para puertas batientes y de vaivén

El TS 550 NV ofrece comodidad y elegancia para puertas basculantes o batientes con un peso de la hoja de hasta 300 kg. Por su versatilidad y robustez, es especialmente adecuado para puertas con paso frecuente de personas en zonas de entrada, por ejemplo, en oficinas, entradas de salas o hall. Con dos válvulas, la velocidad de apertura y el tope de final de carrera pueden ajustarse fácilmente para un cierre seguro de la puerta. Utilizando válvulas termoestabilizadas se evita la conmutación entre verano e invierno. **El modelo TS 550 NV ha sido probado para 1.000.000 ciclos de apertura y cierre**. El TS 550 NV es el cierrapuertas para las aplicaciones más difíciles. Muelle resistente de acero al cromo-silicio, sin pérdida de fuerza incluso tras un decenio de funcionamiento. Pistones templados para una alta resistencia a la tracción y al desgaste con una tecnología de sellado innovadora. Carcasa de robusta fundición gris, alta resistencia a la corrosión. Válvula de seguridad que precave dañar intencionadamente el cierre o la puerta por una presión excesiva, con placa de acabado de acero inoxidable satinado.

Características:

- Fuerza regulable entre EN3 y a EN6 según EN1154
- Velocidad de cierre y golpe final regulables
- Bloqueo variable entre ± 80° y ± 165°, activable/desactivable
- Tiempo de retardo de cierre regulable
- Válvula de seguridad contra sobrecargas
- Acción de cierre a partir de 170° aprox.
- Tolerancias de regulación: altura 6 mm, anchura 10 mm, longitud 10 mm
- Caja de chapa cincada para cementar
- Válvulas termoestabilizadas: se evita la conmutación entre verano e invierno
- **Perno alemán** (Perno italiano bajo pedido).

REGULACIÓN DE LA FUERZA DE CIERRE

3 VÁLVULAS PARA AJUSTAR:
• VELOCIDAD DE CIERRE
• TOPE DE FINAL DE CARRERA
• BLOQUEO/TEMPO DE RETARDO DE CIERRE

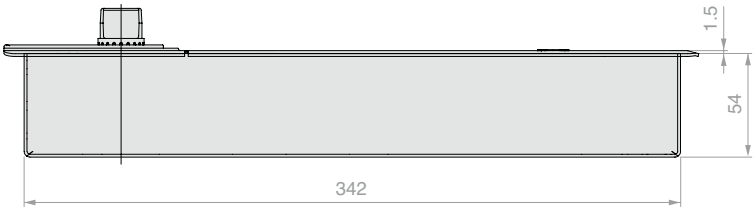

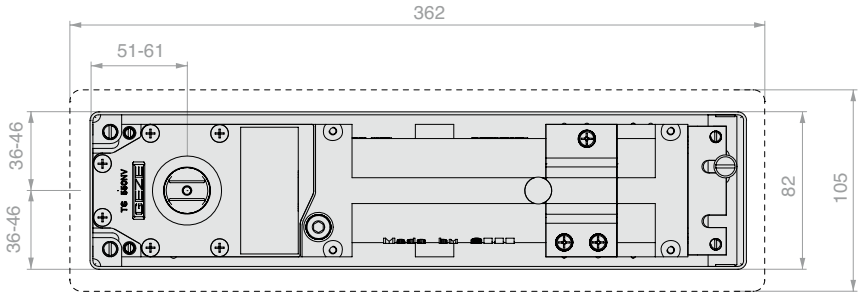

Medidas de la caja para empotrar cementada en el suelo:
Longitud: 342 mm
Anchura 82 mm
Altura: 54 mm

Regulaciones del cierrapuertas dentro de la caja:
En longitud: 9 mm
En anchura: 10 mm
Altura: 6 mm

Medidas de la placa
Longitud: 362 mm
Anchura 105 mm

Art.	Fuerza	Capacidad de carga L	Capacidad de carga P	Tope - activable/desactivable	Perno	Cant.
GZ-TS550NV	Regulable entre **EN3** y **EN6**	**1400** mm	**300** kg	Regulable entre **± 80°** y **165°**	**Alemán**	1 Ud.

TS 3000 V

Cierrapuertas superior

Cuando los requisitos de seguridad se combinan con la necesidad de un equipo que requiera el menor esfuerzo de accionamiento posible por parte de los usuarios y una fuerza de cierre correspondientemente baja. El cierrapuertas aéreo TS 3000 V cumple estos requisitos. Las puertas se abren y cierran con una fuerza mínima. Color estándar: aluminio anodizado. Bajo pedido, se puede tener en cualquier color de la carpeta RAL

Características:

- Fuerza regulable entre EN1 y EN4 según EN1154
- Fuerza baja de apertura
- Fuerza de cierre regulable
- Velocidad de cierre regulable
- Válvulas termoestabilizadas: se evita la conmutación entre verano e invierno

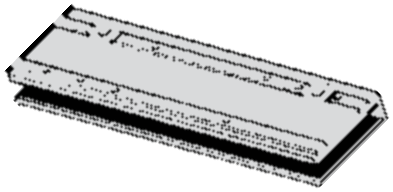

Pinza para puertas de vidrio

Pinza para aplicar el cierrapuertas al vidrio sin ningún tipo de mecanizado en la placa.

- Medidas 226 x 67 x 20 mm
- Para vidrios de 8 a 10 mm

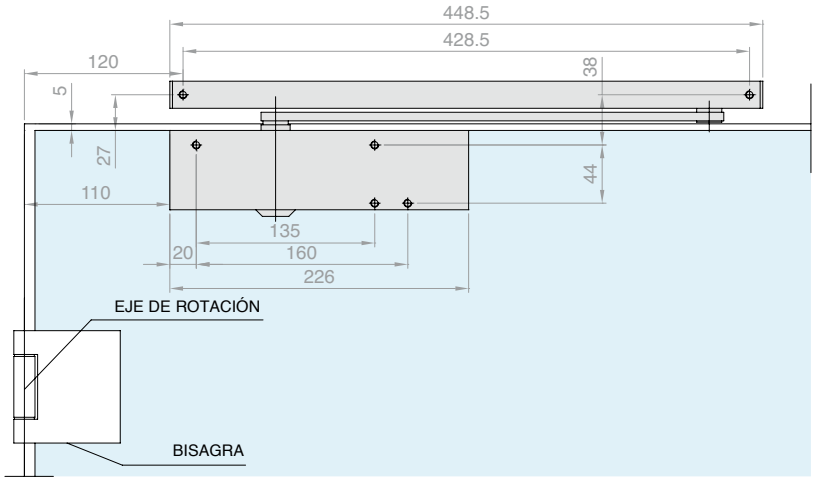

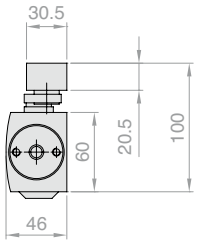

Art.	Fuerza	Capacidad de carga L	Cant.
GZ-TS3000V	Regulable entre **EN1** y **EN4**	**1100** mm	1 Ud.

OPCIONAL - Tope mecánico

El montaje de la unidad de tope en la guía de deslizamiento correspondiente permite parar la puerta de forma regulable entre 80° y 130°.
La fuerza de retención del tope se puede ajustar. De este modo, también el tope se puede desactivar.

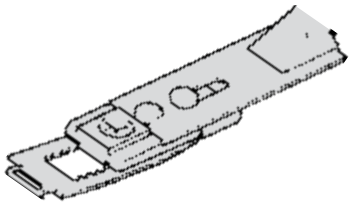

Art.	Cant.
GZ-TS071924	1 Ud.

SEVAX JANUS+

Cierrapuertas de suelo para puertas batientes y de vaivén

Cierrapuertas con cuerpo de ZAMAK, un material inoxidable adecuado para aplicaciones también en entornos con alta humedad (por ejemplo, cuartos de baño, exteriores). Producto fabricado íntegramente en Francia por SEVAX - SAINT-GOBAIN. Además, las medidas reducidas del cuerpo (255 x 68 x H48) permiten instalarlo en las cajas de los principales cierrapuertas en comercio. Útil para accionar puertas de una o dos hojas.
La capacidad máxima de carga es de 150 kg de peso, para puertas anchas hasta 1250 mm. Completo con placa de acero inoxidable.
El modelo JANUS+ ha sido probado para 500.000 ciclos de apertura y cierre con arreglo a la Norma Europea EN1154

Características:

- Altura total 55 mm
- Par de fuerza de cierre entre EN3 y EN5 (según **EN1154**), la fuerza EN3 PMR permite su uso en entornos utilizables por personas con movilidad reducida, el par reducido facilita la apertura de la puerta
- Movimiento de apertura/cierre -180°/+180°
- 3 velocidades de regulación: 180°-70°, 70°-15°, 15°-0°
- Regulación de la posición para la alineación del eje en 3 direcciones: x = ± 3 mm, y = ± 5 mm, z = ± 4 mm
- Regulación del cero ± 3°
- Caja cincada para cementar
- 2 tipos de uso en función de la posición del tope: ± 90°, ± 105°
- Perno **Alemán**, **Francés** o **Italiano**

Acabado: /8 /15



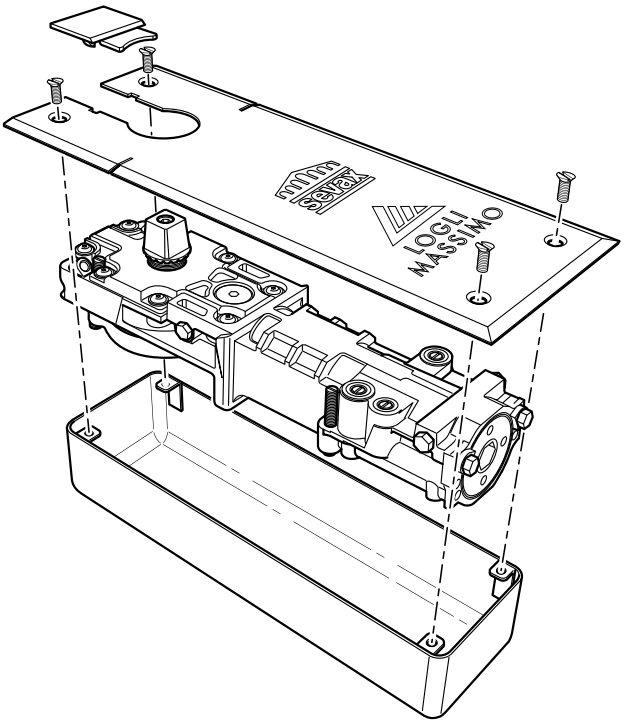

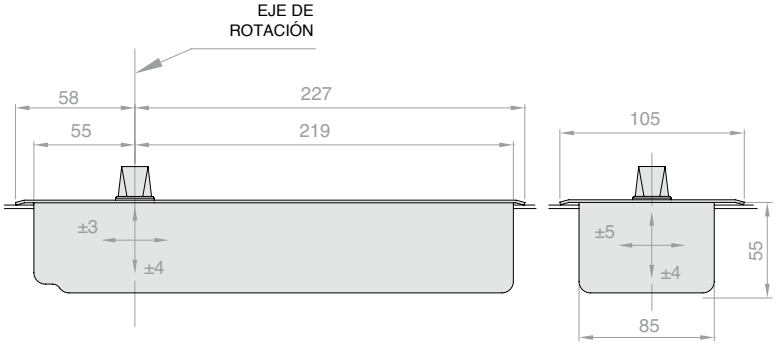

Medidas de la caja cincada para empotrar cementada en el suelo:
Longitud: 273 mm
Anchura 85 mm
Altura: 55 mm
Regulaciones del cierrapuertas dentro de la caja:
En longitud: ± 3 mm
En anchura: ± 5 mm
Altura: ± 4 mm
Medidas de la placa:
Longitud: 285 mm
Anchura 105 mm

	Altura	Longitud	Anchura
Aparato	48 mm	255 mm	68 mm
Caja	55 mm	273 mm	85 mm
Espacio de regulación	8 mm	6 mm	10 mm

Art.	Fuerza	Capacidad de carga L	Capacidad de carga P	Tope	Perno	Cant.
SX-JS903PMRFR	**EN3PMR**	**950** mm	**150** kg	**± 90°**	**Francés**	1 Ud.
SX-JS903PMRDE	**EN3PMR**	**950** mm	**150** kg	**± 90°**	**Alemán**	1 Ud.
SX-JS903PMRIT	**EN3PMR**	**950** mm	**150** kg	**± 90°**	**Italiano**	1 Ud.
SX-JS903FR	**EN3**	**950** mm	**150** kg	**± 90°**	**Francés**	1 Ud.
SX-JS903DE	**EN3**	**950** mm	**150** kg	**± 90°**	**Alemán**	1 Ud.
SX-JS903IT	**EN3**	**950** mm	**150** kg	**± 90°**	**Italiano**	1 Ud.
SX-JS904FR	**EN4**	**1100** mm	**150** kg	**± 90°**	**Francés**	1 Ud.
SX-JS904DE	**EN4**	**1100** mm	**150** kg	**± 90°**	**Alemán**	1 Ud.
SX-JS904IT	**EN4**	**1100** mm	**150** kg	**± 90°**	**Italiano**	1 Ud.
SX-JS905FR	**EN5**	**1250** mm	**150** kg	**± 90°**	**Francés**	1 Ud.
SX-JS905DE	**EN5**	**1250** mm	**150** kg	**± 90°**	**Alemán**	1 Ud.
SX-JS905IT	**EN5**	**1250** mm	**150** kg	**± 90°**	**Italiano**	1 Ud.
SX-JS1053FR	**EN3**	**950** mm	**150** kg	**± 105°**	**Francés**	1 Ud.
SX-JS1053DE	**EN3**	**950** mm	**150** kg	**± 105°**	**Alemán**	1 Ud.
SX-JS1053IT	**EN3**	**950** mm	**150** kg	**± 105°**	**Italiano**	1 Ud.
SX-JS1054FR	**EN4**	**1100** mm	**150** kg	**± 105°**	**Francés**	1 Ud.
SX-JS1054DE	**EN4**	**1100** mm	**150** kg	**± 105°**	**Alemán**	1 Ud.
SX-JS1054IT	**EN4**	**1100** mm	**150** kg	**± 105°**	**Italiano**	1 Ud.

sevax
SAINT-GOBAIN

KIT BISAGRA OLEODINÁMICA SEVAX

Material: Cuerpo de aluminio, cubierta de acero inoxidable AISI304.
Kit compuesto por bisagra oleodinámica inferior art. SX-BT903, bisagra superior art. SX-BTUP1 y perno de techo SX-BTUP3.
La bisagra inferior con retorno automático se puede utilizar para hojas de hasta 100 kg de peso máximo y 1000 mm de ancho con una rotación de ±150°
La bisagra tiene una doble regulación de la velocidad: entre 150° - 10° y 10° - 0°.
También es posible ajustar tanto el cero en ±4° como la posición de la puerta en ±2° horizontal y verticalmente
El modelo BTWIST ha sido probado para 500.000 ciclos de apertura y cierre con arreglo a la Norma Europea EN1154:1996
Acabado: /8 /15

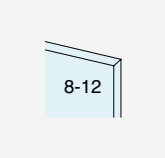



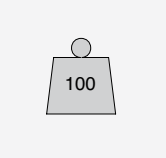

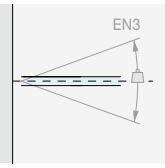

FUERZA DE CIERRE

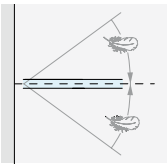

RETORNO AUTOMÁTICO

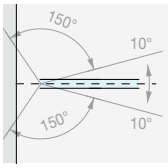

DOBLE REGULACIÓN DE LA VELOCIDAD 150° -10°, 10° - 0°

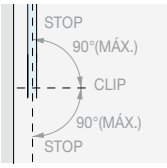

ROTACIÓN ±150°

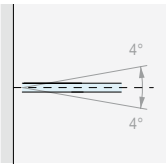

REGULACIÓN 4°

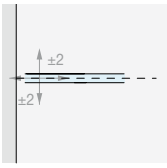

REGULACIÓN A LA VISTA



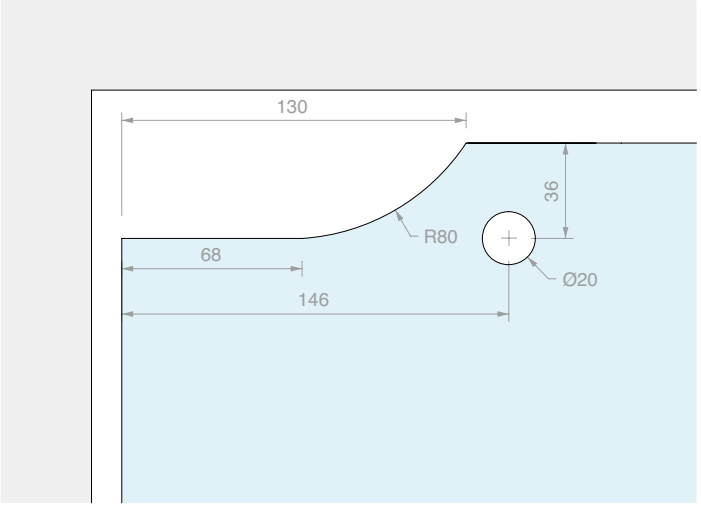

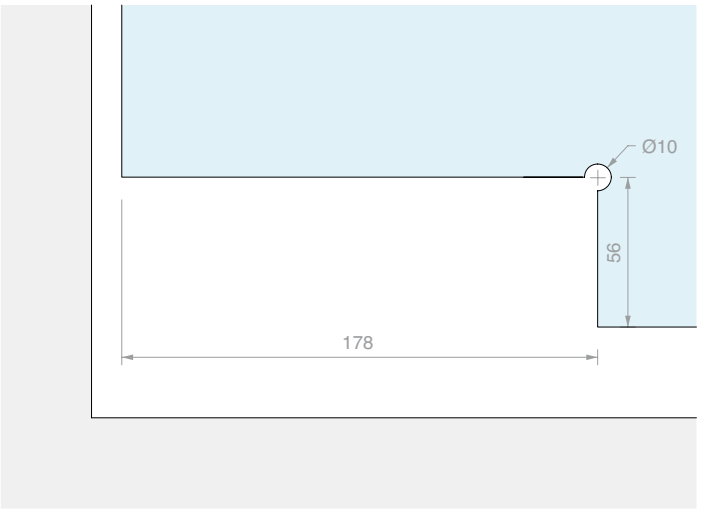

Art.	Fuerza de cierre	Para vidrios	Cant.
SX-BTKIT	EN3 (28 Nm)	De **8** a **12** mm	1 Ud.

BISAGRA INFERIOR SEVAX BTWIST

Material: Cuerpo de aluminio fundido a presión,
cubierta de acero inox AISI 304

La bisagra inferior con retorno automático se puede utilizar para hojas de hasta 100 kg de peso máximo y 1000 mm de ancho con una rotación de ±150°. La bisagra tiene una doble velocidad de regulación: entre 150° - 10° y 10° - 0°. También es posible ajustar tanto el cero en ±4° como la posición de la puerta en ±2° horizontal y verticalmente. El modelo BTWIST ha sido probado para 500.000 ciclos de apertura y cierre con arreglo a la Norma Europea EN1154:1996

Acabado: /8 /15

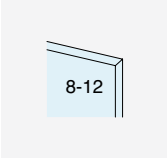



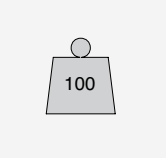

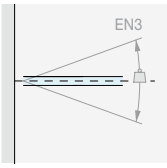

FUERZA DE CIERRE

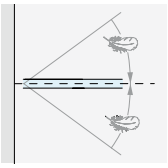

RETORNO AUTOMÁTICO

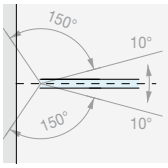

DOBLE REGULACIÓN DE LA VELOCIDAD 150°-10°, 10° - 0°

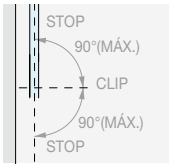

ROTACIÓN ±150°

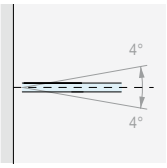

REGULACIÓN 4°

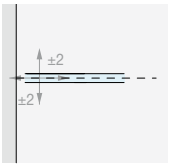

REGULACIÓN A VISTA

El modelo BTWIST ha sido probado para 500.000 ciclos de apertura y cierre con arreglo a la Norma Europea EN1154:1996

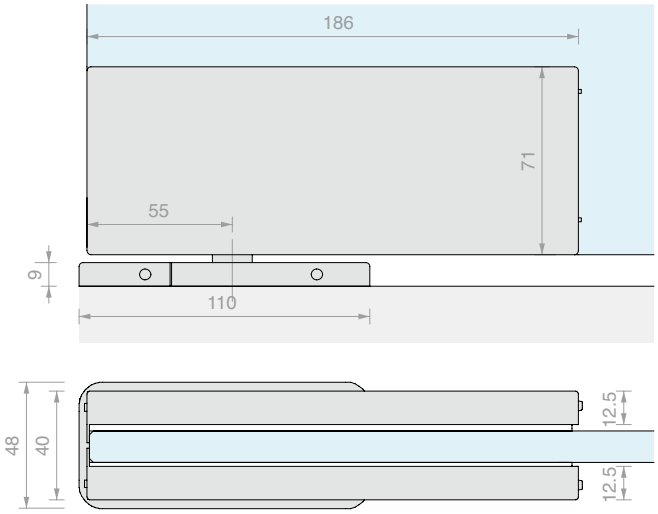

Art.	Fuerza de cierre	Para vidrios	Cant.
SX-BT903	EN3 (28 Nm)	De **8** a **12** mm	1 Ud.

PERNO PARA BISAGRA SUPERIOR BTUP1

Material: Acero AISI 304

Acabado: /8 /15

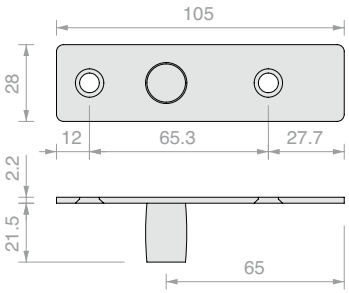

Art.	Cant.
SX-BTUP3	1 Ud.

BISAGRA SUPERIOR SEVAX BTWIST

Material: Cuerpo de aluminio fundido a presión, cubierta de acero inoxidable AISI 304.

Acabado: /8 /15

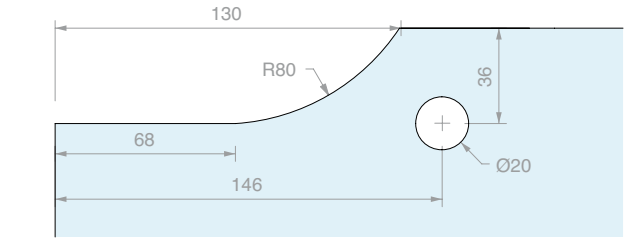

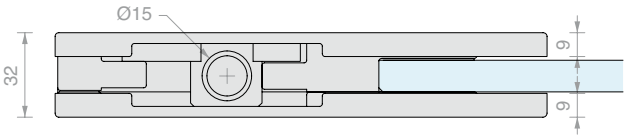

Art.	Para vidrios	Cant.
SX-BTUP1	De **8** a **12** mm	1 Ud.

BISAGRA TRAGALUZ FIJACIÓN A PARED SEVAX

Material: Cuerpo de aluminio fundido a presión, cubierta de acero inox AISI 304

Acabado: /8 /15

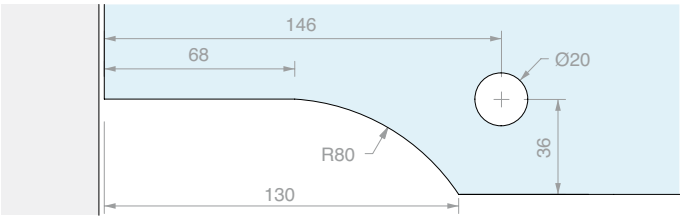

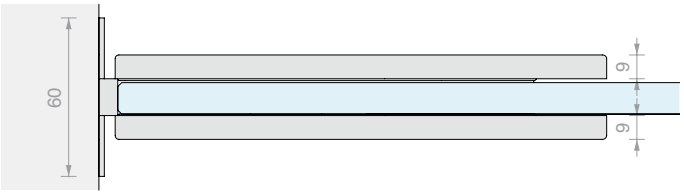

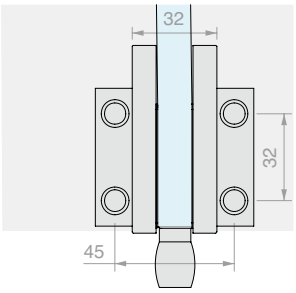

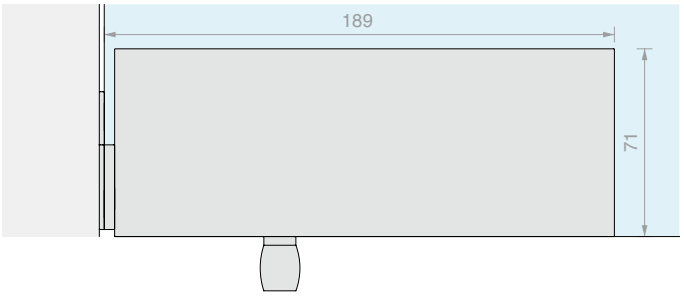

Art.	Para vidrios	Cant.
SX-BTUP5	De **8** a **12** mm	1 Ud.

BISAGRA PARED/VIDRIO SERIE SOLEIL ROYAL

Material: Acero inox AISI 304
Rotación - 90°
Orificio aconsejado Ø20 mm
Acabado: /9

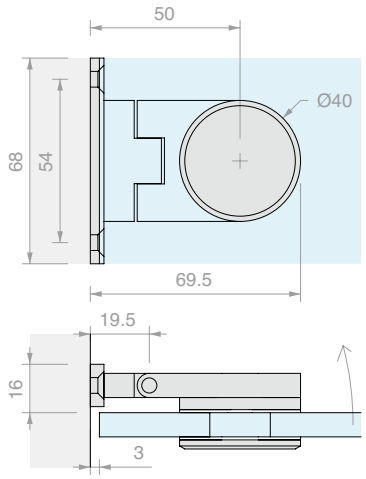

Art.	Para vidrios	Cant.
SPH2	De **8** a **10** mm	1 Ud.

FIJACIÓN PARED/VIDRIO SERIE SOLEIL ROYAL

Material: Acero inox AISI 304
Orificio aconsejado Ø20 mm
Acabado: /9

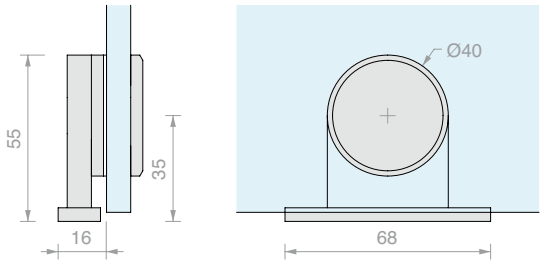

Art.	Para vidrios	Cant.
SPC501	De **8** a **10** mm	1 Ud.

FIJACIÓN 2 VÍAS 90° SERIE SOLEIL ROYAL

Material: Acero inox AISI 304
Orificio aconsejado Ø20 mm
Acabado: /9

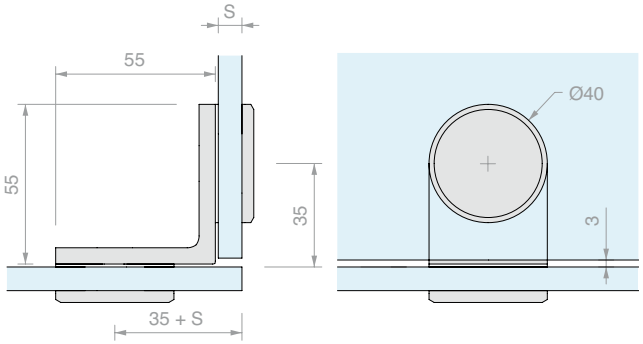

Art.	Para vidrios (S)	Cant.
SPC507	De **8** a **10** mm	1 Ud.

FIJACIÓN 2 VÍAS EN LÍNEA SERIE SOLEIL ROYAL

Material: Acero inox AISI 304
Orificio aconsejado Ø20 mm
Acabado: /9

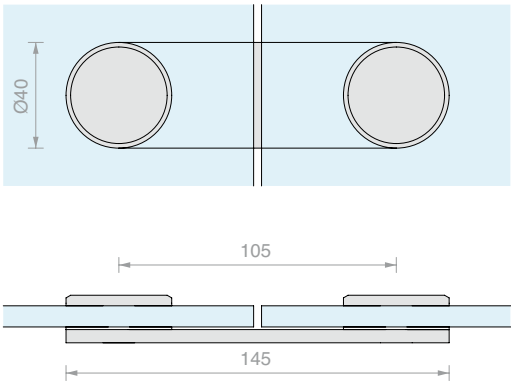

Art.	Para vidrios	Cant.
SPC509	De **8** a **10** mm	1 Ud.

FIJACIÓN EN «L» SOLEIL ROYAL

Material: Acero inox AISI 304
Orificio aconsejado Ø20 mm
Acabado: /9

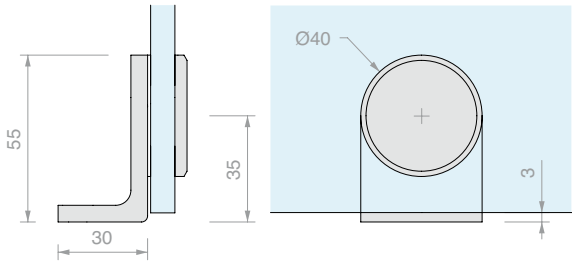

Art.	Para vidrios	Cant.
SPC503	De **8** a **10** mm	1 Ud.

PAREJA DE POMOS SERIE SOLEIL ROYAL

Material: Acero inox AISI 304
Orificio aconsejado Ø12 mm
Acabado: /9

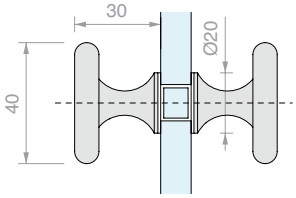

Art.	Para vidrios	Cant.
POM8	De **8** a **10** mm	1 Ud.

CERRADURA SOLEIL ROYAL

Material: Acero inox AISI 304

Se suministra con cilindro europeo con 3 llaves

Perno Ø10 x L 18 mm

Acabado: /8 /15

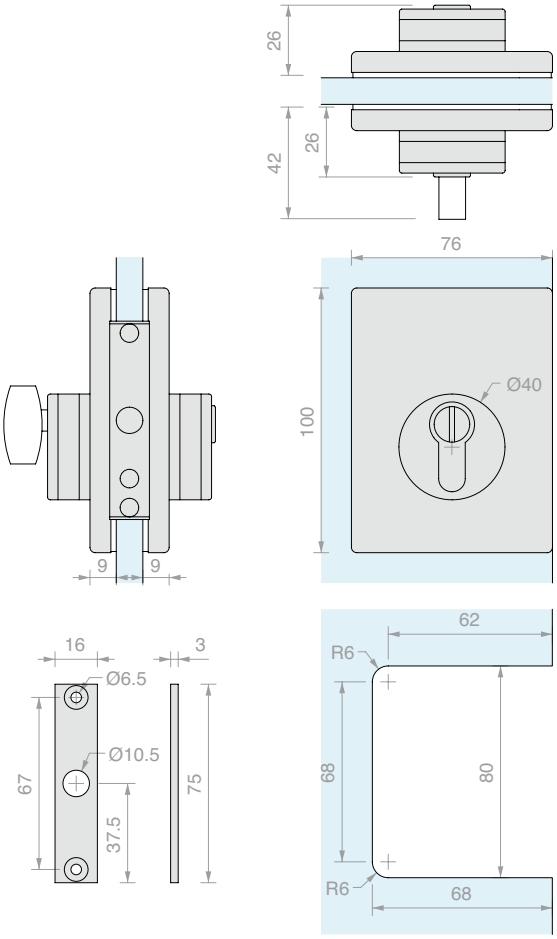

Art.	Para vidrios	Cierre	Llave	Cant.
SEROYS	De **8** a **12** mm	Cerradura + cerradura	Única	1 Ud.
SEROYSD	De **8** a **12** mm	Cerradura + cerradura	Diferente	1 Ud.
SEROYP	De **8** a **12** mm	Pomo + cerradura	Diferente	1 Ud.

CERRADERO PARA CERRADURA SOLEIL ROYAL

Material: Acero inox AISI 304

Acabado: /8 /15

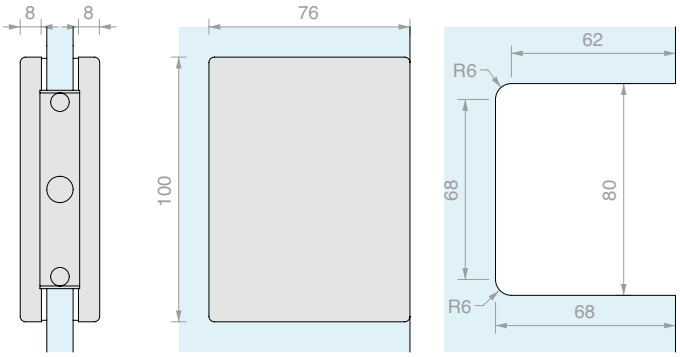

Art.	Para vidrios	Cant.
SEROYC	De **8** a **12** mm	1 Ud.

LOGLI
MASSIMO

BISAGRA PARED/VIDRIO CENTRAL DQMATIQUE CON RETORNO DEL MUELLE

Material: Latón, Acero inox AISI 304

Acabado: /1 /24 /45

Type Approved Safety Regular Production Surveillance
TÜVRheinland CERTIFIED
www.tuv.com ID 1111292548

JUEGO DE ESPESORES A PARED

Material: Acero

1 Ud. espesor 0.5 mm

1 Ud. espesor 1 mm

1 Ud. espesor 2.5 mm

Acabado: /8 /15

Art.	Cant.
DQMATIQUE3	1 Ud.

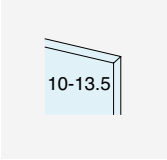

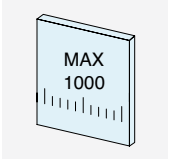

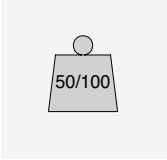

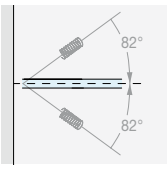

RETORNO DE CIERRE

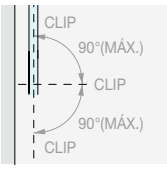

ROTACIÓN ± 90°

NINGÚN TORNILLO VISIBLE

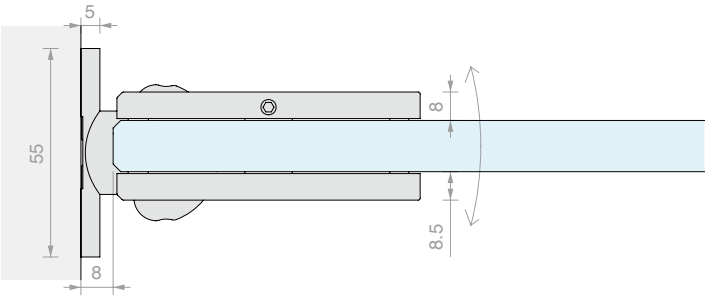

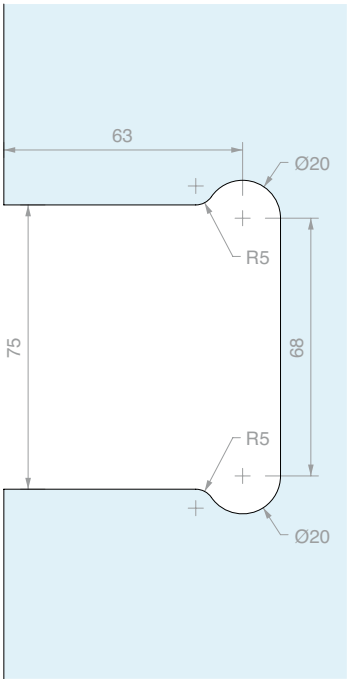

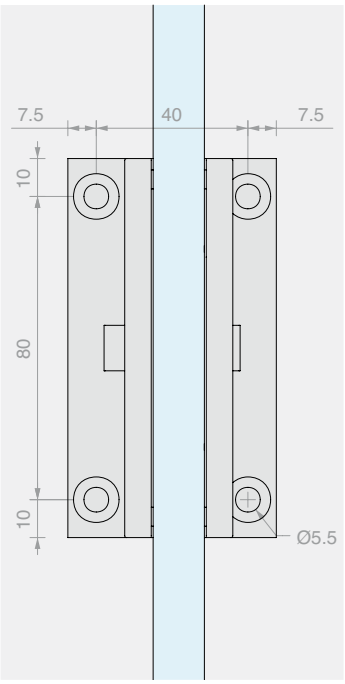

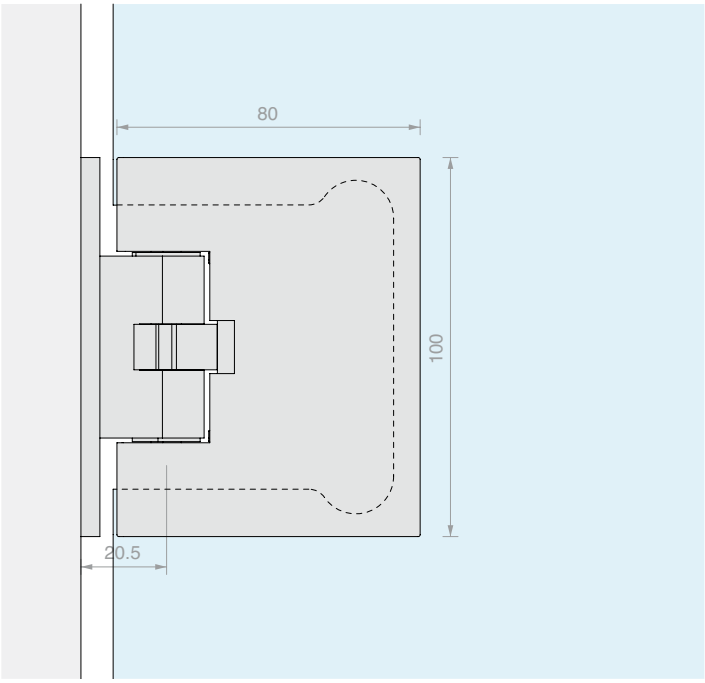

Art.	Capacidad de carga	Para vidrios	Cant.
DQMATIQUE44	**50** kg	De **10** a **13.5** mm	1 Ud.
DQMATIQUE66	**100** kg	De **10** a **13.5** mm	1 Ud.

BISAGRA VIDRIO/VIDRIO DQMATIQUE CON RETORNO DEL MUELLE

Material: Latón, Acero inox AISI 304

Acabado: /1 /24 /45

Type Approved Safety Regular Production Surveillance
TÜVRheinland CERTIFIED
www.tuv.com ID 1111292548

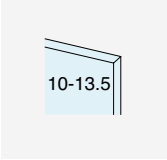



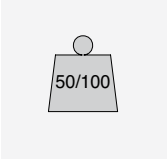

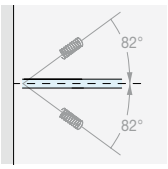

RETORNO DE CIERRE

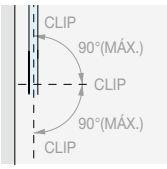

ROTACIÓN ± 90°

NINGÚN TORNILLO VISIBLE

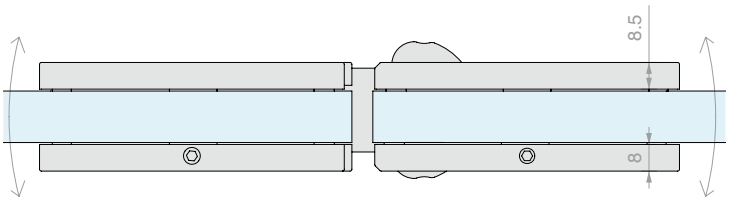

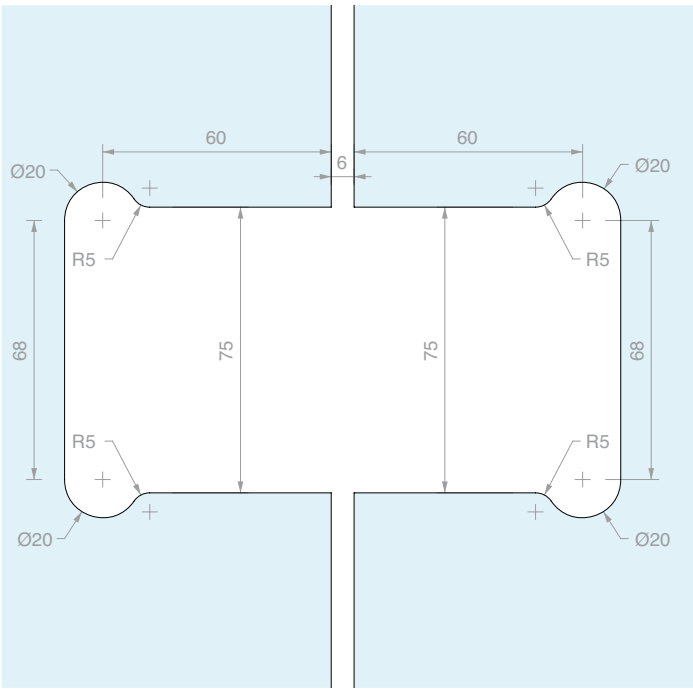

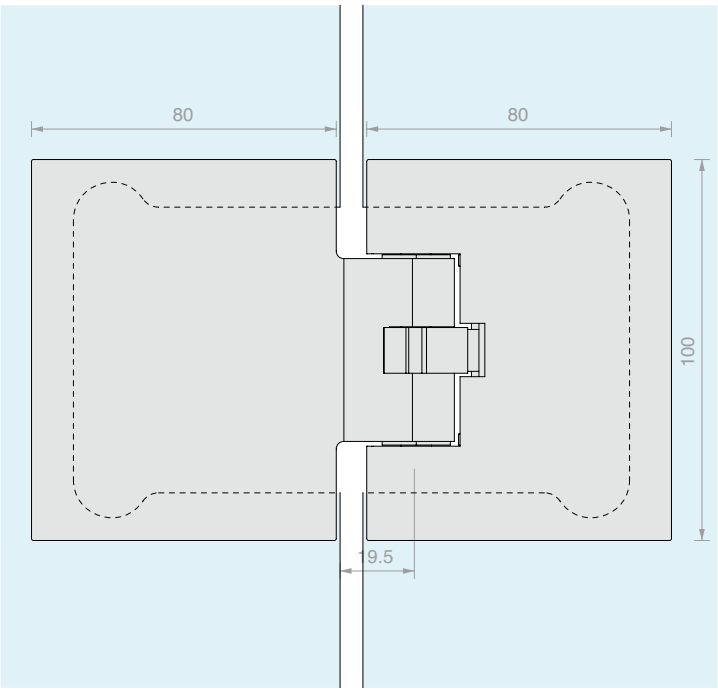

Art.	Capacidad de carga	Para vidrios	Cant.
DQMATIQUE480	**50** kg	De **10** a **13.5** mm	1 Ud.
DQMATIQUE680	**100** kg	De **10** a **13.5** mm	1 Ud.

CERRADURA SER-MY

Material: Latón

Se suministra con cilindro europeo con 3 llaves

Perno Ø10 x L 18 mm

Acabado: /1 /2 /3

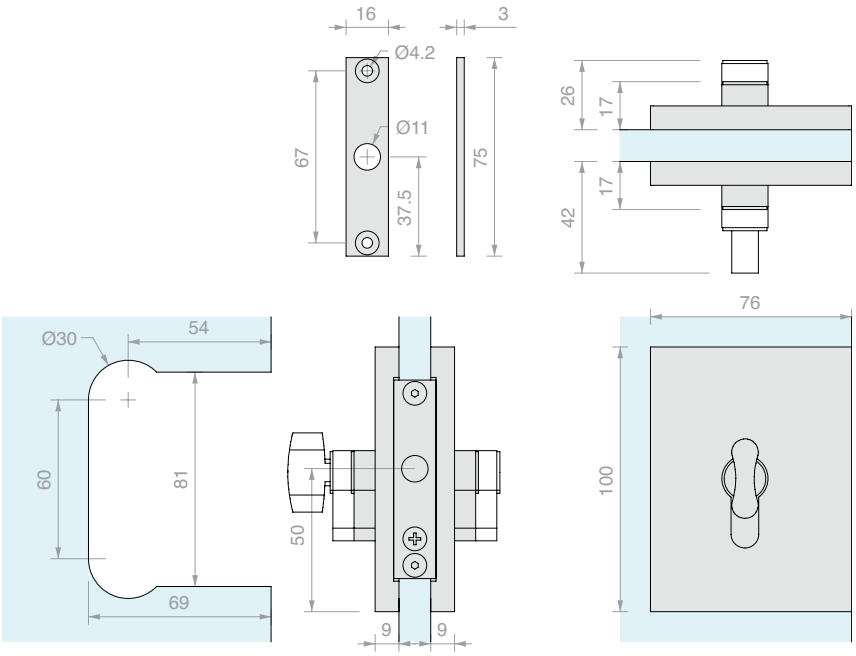

Art.	Para vidrios	Cierre	Llave	Cant.
SERMYS	De **8** a **12** mm	Cerradura + cerradura	Diferente	1 Ud.
SERMYSU	De **8** a **12** mm	Cerradura + cerradura	Única	1 Ud.
SERMYP	De **8** a **12** mm	Pomo + cerradura	Única	1 Ud.

CERRADURA SER-MY CON MANILLAS TRASERAS

Material: Latón

Se suministra con cilindro europeo con 3 llaves

Perno Ø10 x L 18 mm

Acabado: /1 /24 /45

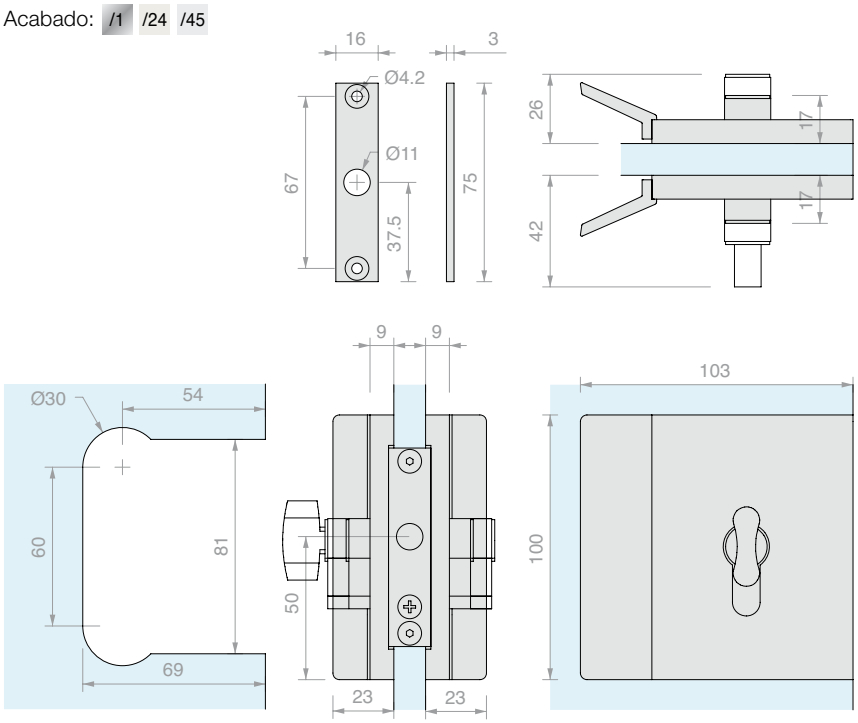

Art.	Para vidrios	Cierre	Llave	Cant.
SERMYMS	De **8** a **12** mm	Cerradura + cerradura	Diferente	1 Ud.
SERMYMSU	De **8** a **12** mm	Cerradura + cerradura	Única	1 Ud.
SERMYMP	De **8** a **12** mm	Pomo + cerradura	Única	1 Ud.

PLACA DE TOPE A PARED

Material: Acero

Acabado: /8 /15

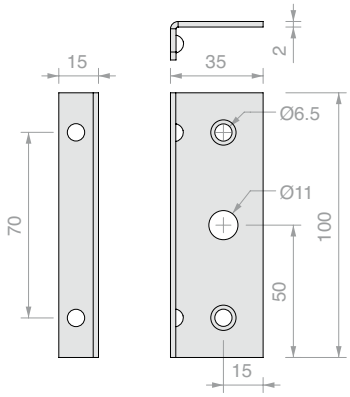

Art.	Cant.
SERMYL	1 Ud.

CERRADERO PARA CERRADURA SER-MY

Material: Latón

Acabado: /1 /2 /3

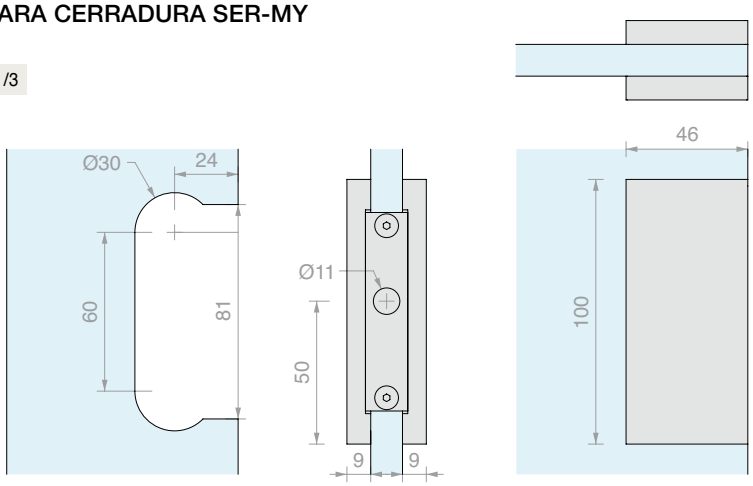

Art.	Para vidrios	Cant.
SERMYC1	De **8** a **12** mm	1 Ud.

CERRADERO PARA CERRADURA SER-MY CON TOPE

Material: Latón

Acabado: /1 /2 /3

Acabado*: /2 /8 /15

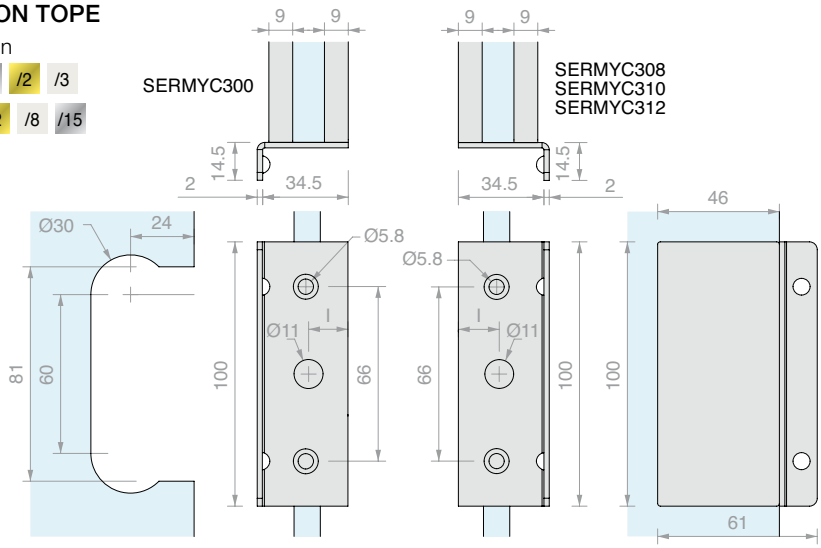

Art.	Para vidrios	l	Descripción	Cant.
SERMYC300	De **8** a **12** mm	**15** mm		1 Ud.
SERMYC308	**8** mm	**15.5** mm		1 Ud.
SERMYC310	**10** mm	**15** mm		1 Ud.
SERMYC312	**12** mm	**14** mm		1 Ud.
YC300*	De **8** a **12** mm	**15** mm	Sólo placa	1 Ud.
YC308*	**8** mm	**15.5** mm	Sólo placa	1 Ud.
YC310*	**10** mm	**15** mm	Sólo placa	1 Ud.
YC312*	**12** mm	**14** mm	Sólo placa	1 Ud.

BISAGRA PARA JAMBAS ESTRECHAS FR300R

Material: Acero inox AISI 304

Acabado: /8 /15

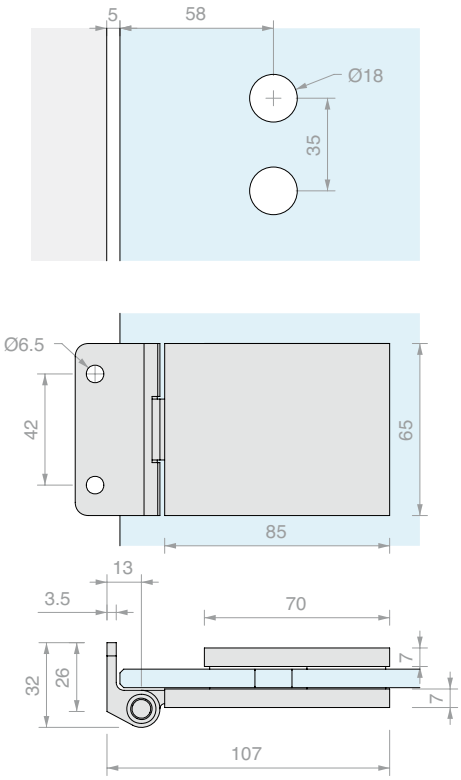

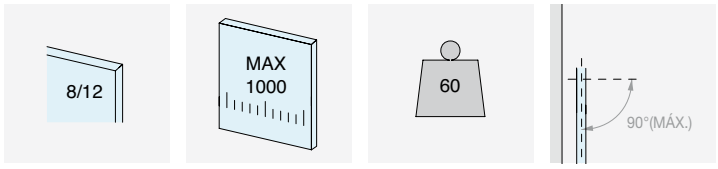

ROTACIÓN +90°

Art.	Para vidrios	Cant.
FR300R	De **8** a **12** mm	1 Ud.

BISAGRA PARA JAMBAS ESTRECHAS FH300C

Material: Acero inox AISI 304

Acabado: /8 /15

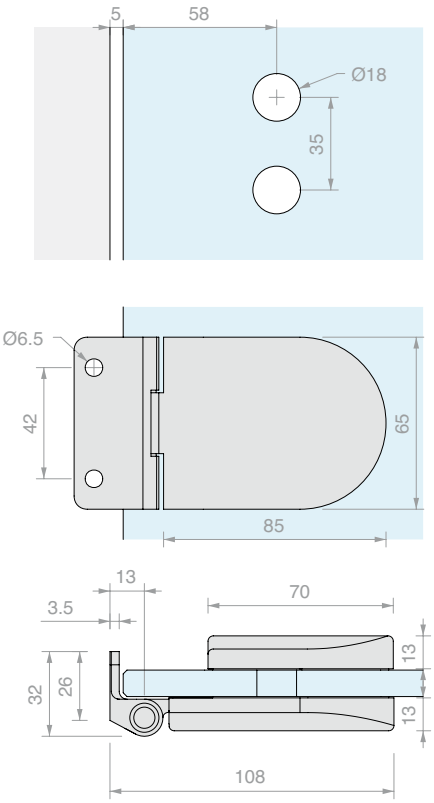

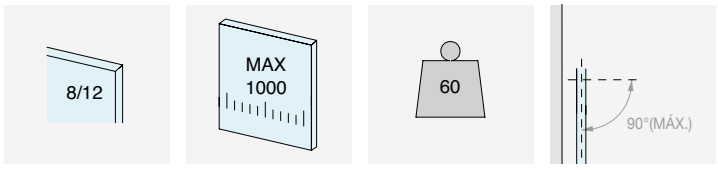

ROTACIÓN + 90°

Art.	Para vidrios	Cant.
FH300C	De **8** a **12** mm	1 Ud.

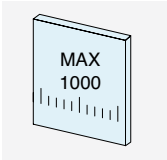

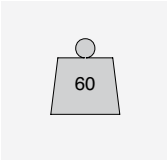

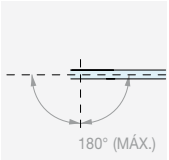

ROTACIÓN +180°

BISAGRA VERTICAL PARA JAMBAS

Material: Latón

Acabado: /1 /3

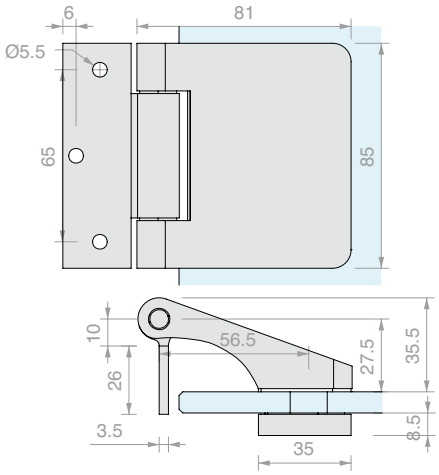

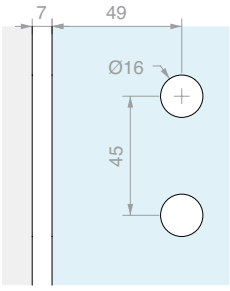

Art.	Para vidrios	Cant.
CER148	De **8** a **12** mm	1 Ud.



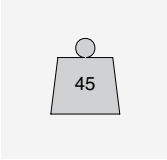

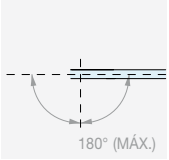

ROTACIÓN +180°

BISAGRA CUADRADA PARA JAMBAS A INTRODUCIR EN PIVOT A PARED

Material: Latón

Cubreanuba incluido

Acabado: /1 /3

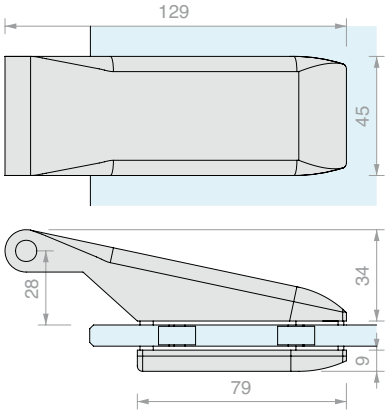

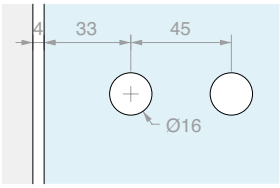

Art.	Para vidrios	Cant.
CER160	De **8** a **12** mm	1 Ud.

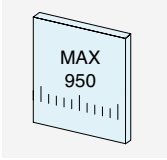

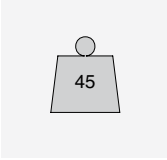

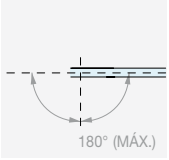

ROTACIÓN +180°

BISAGRA REDONDEADA PARA JAMBAS A INTRODUCIR EN PIVOT

Material: Latón

Cubreanuba incluido

Acabado: /1 /3

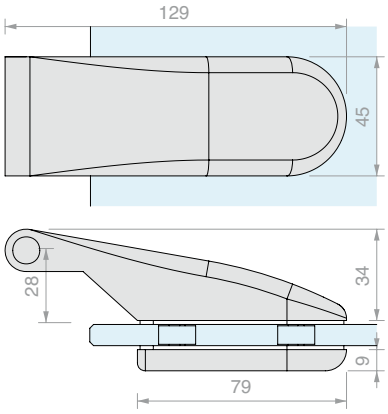

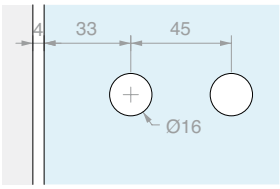

Art.	Para vidrios	Cant.
CER175	De **8** a **12** mm	1 Ud.

ANUBA PARED/BISAGRA PIVAN04

Material: Hierro cincado

Acabado: /89

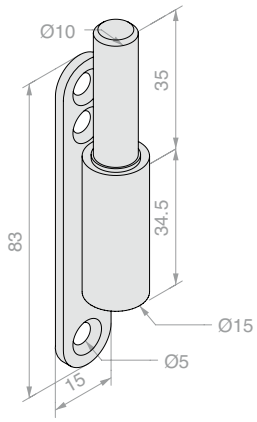

Art.	Cant.
PIVAN04	1 Ud.

ANUBA PARED/BISAGRA PIVAN01

Material: Acero inox AISI 304

Acabado: /8

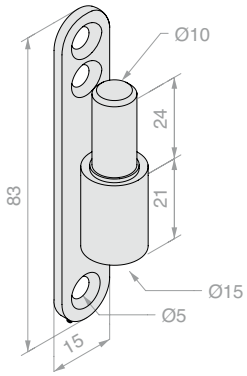

Art.	Cant.
PIVAN01	1 Ud.

ANUBA MADERA/BISAGRA PIVAN05

Material: Hierro cincado

Acabado: /89

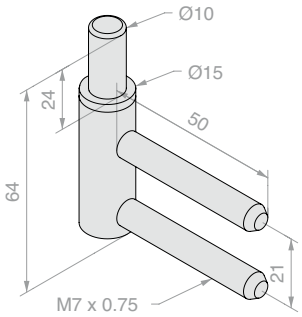

Art.	Cant.
PIVAN05	1 Ud.

ANUBA METAL/BISAGRA PIVAN08

Material: Hierro cincado

Acabado: /89

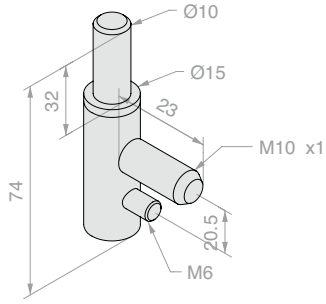

Art.	Cant.
PIVAN08	1 Ud.

BISAGRA PARED/VIDRIO PARA JAMBAS CUADRADA

Material: Aluminio

Acabado: /6 /88 /97

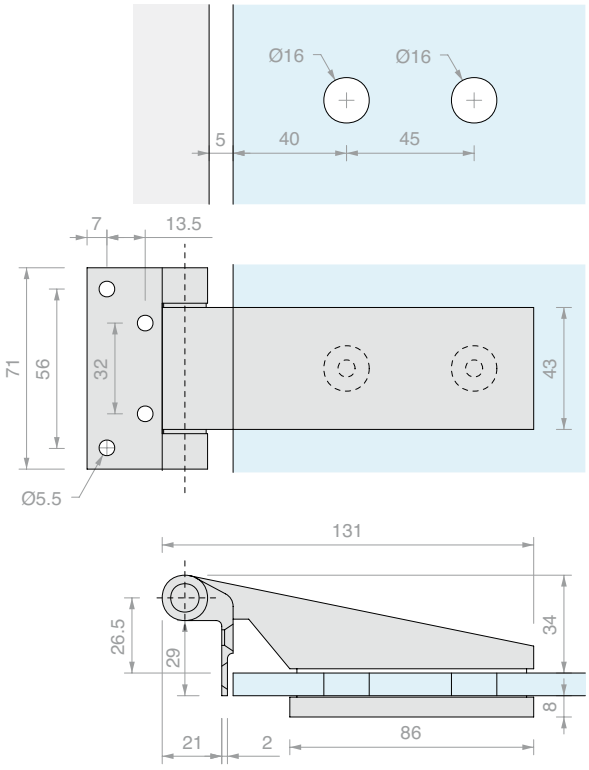

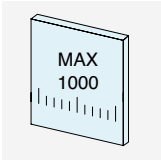

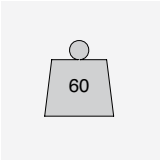

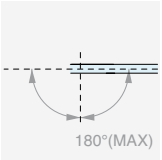

ROTACIÓN +180°

Art.	Para vidrios	Cant.
CER4ALSQ	De **8** a **13.5** mm	1 Ud.

BISAGRA PARED/VIDRIO PARA JAMBAS REDONDEADA

Material: Aluminio

Acabado: /6 /88 /97

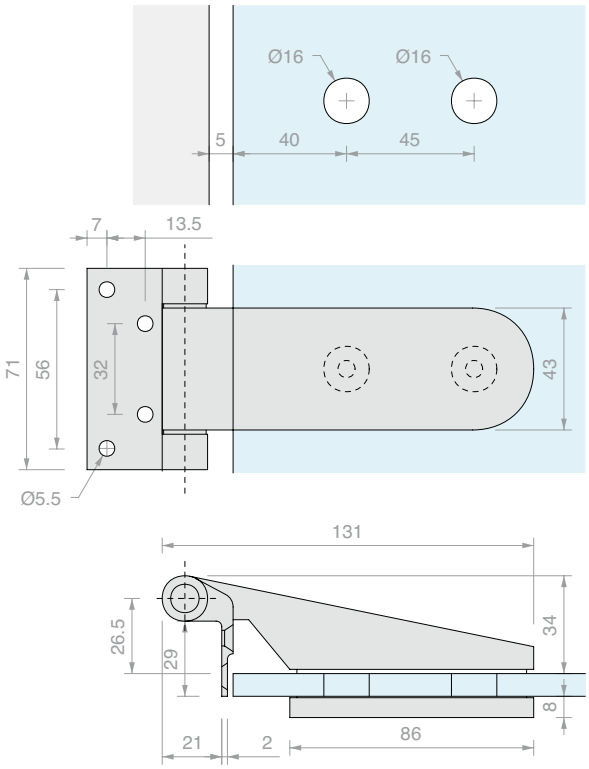

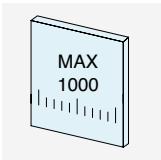

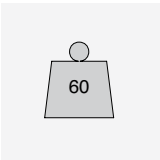

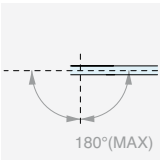

ROTACIÓN +180°

Art.	Para vidrios	Cant.
CER4AL	De **8** a **13.5** mm	1 Ud.

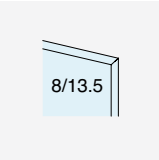



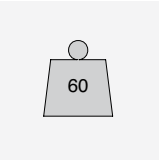

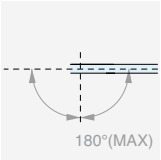

ROTACIÓN +180°

BISAGRA PARED/VIDRIO PARA JAMBAS CUADRADA

Material: Aluminio

Acabado: /6 /88 /97

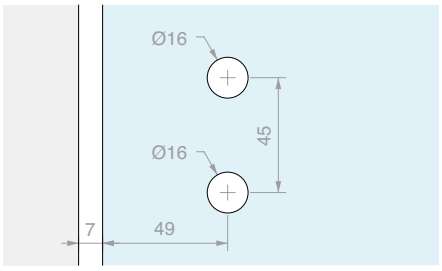

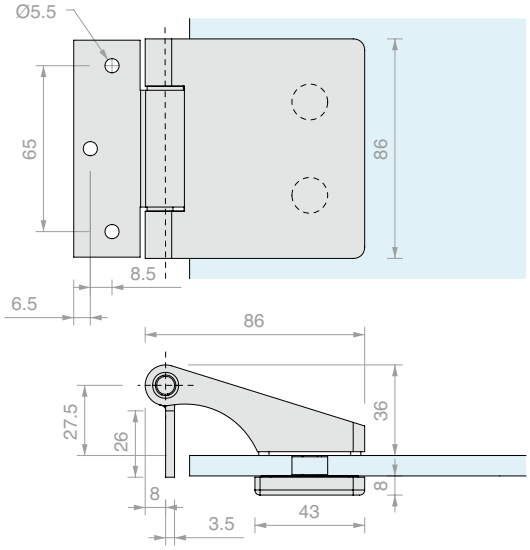

Art.	Para vidrios	Cant.
CER148ALSQ	De **8** a **13.5** mm	1 Ud.



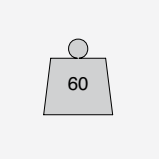

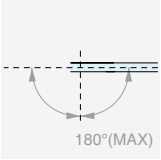

ROTACIÓN +180°

BISAGRA PARED/VIDRIO PARA JAMBAS REDONDEADA

Material: Aluminio

Acabado: /6 /88 /97

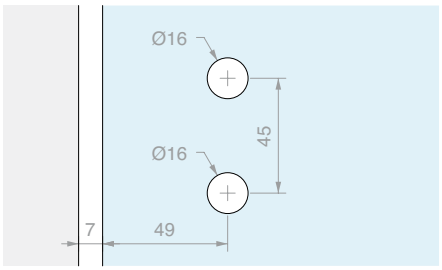

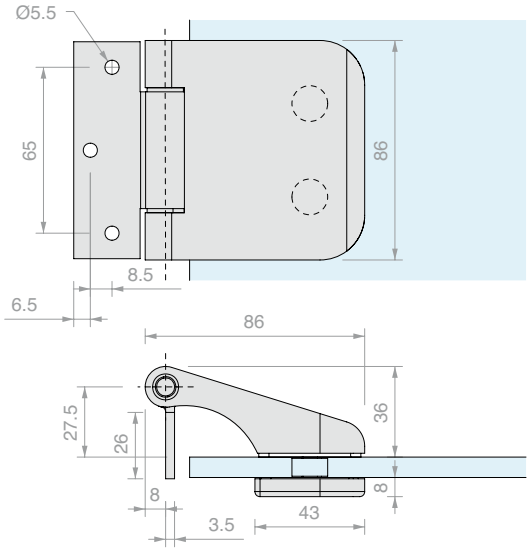

Art.	Para vidrios	Cant.
CER148AL	De **8** a **13.5** mm	1 Ud.

BISAGRA PARED/VIDRIO
PARA JAMBAS ESTRECHAS CUADRADA

Material: Aluminio

Acabado: /97 /R2

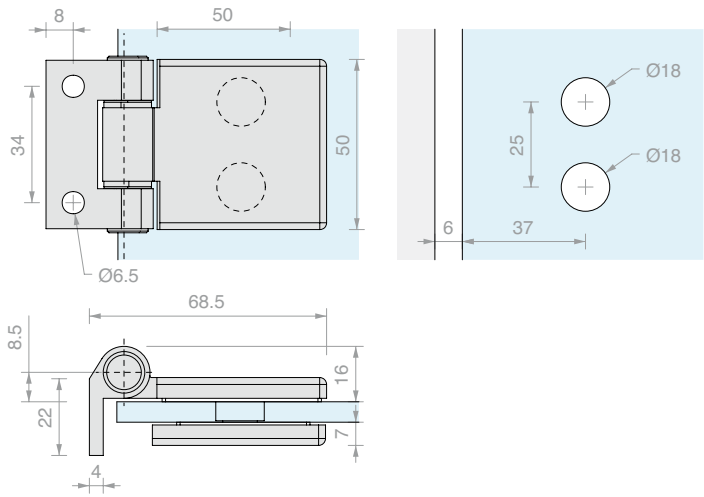





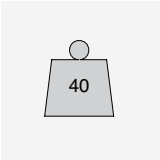

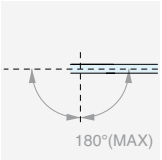

ROTACIÓN +180°

Art.	Para vidrios	Cant.
FA50	De **8** a **12** mm	1 Ud.

BISAGRA PARED/VIDRIO
PARA JAMBAS ESTRECHAS RECTANGULAR

Material: Aluminio

Acabado: /97 /R2

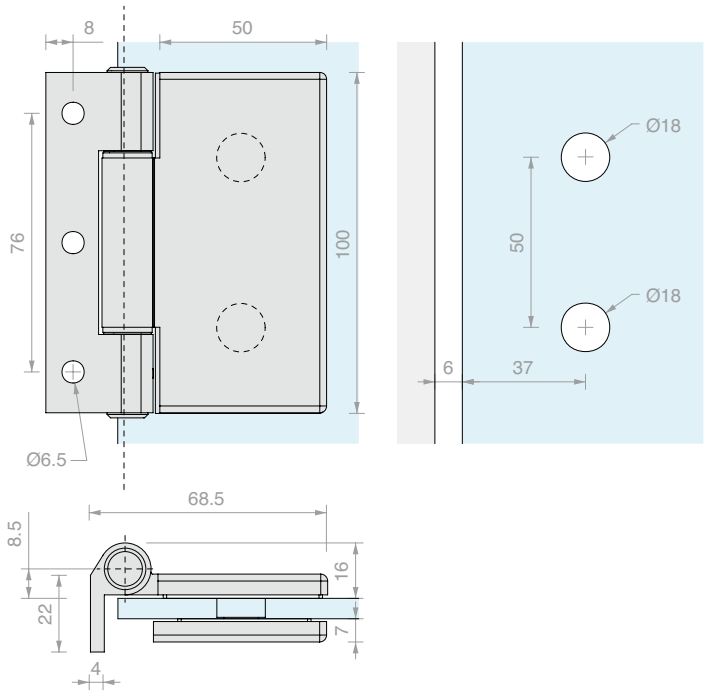



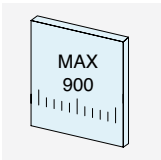

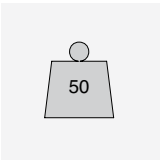

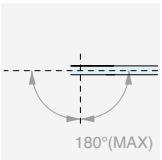

ROTACIÓN +180°

Art.	Para vidrios	Cant.
FA100	De **8** a **12** mm	1 Ud.

BISAGRA VIDRIO/VIDRIO FA580

Material: Aluminio

Acabado: /97 /R2

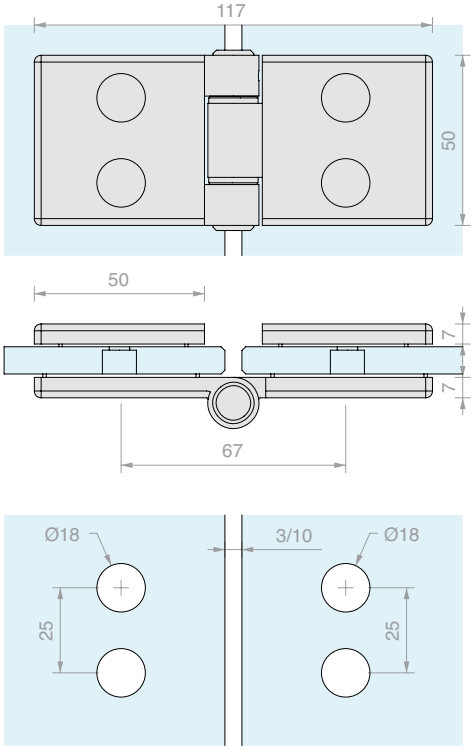





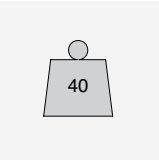

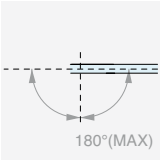

ROTACIÓN +180°

Art.	Para vidrios	Cant.
FA580	De **8** a **12** mm	1 Ud.

BISAGRA VIDRIO/VIDRIO FA180

Material: Aluminio

Acabado: /97 /R2

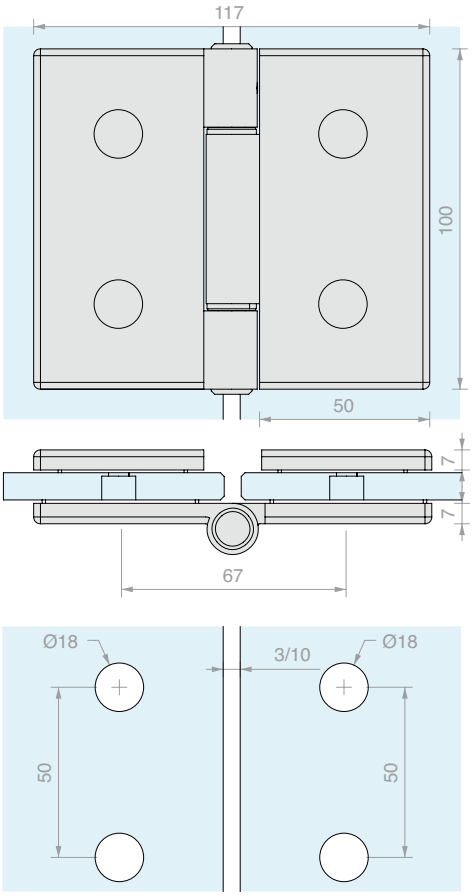

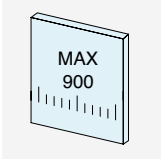

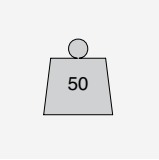

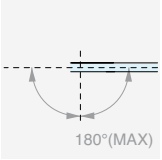

ROTACIÓN +180°

Art.	Para vidrios	Cant.
FA180	De **8** a **12** mm	1 Ud.

BISAGRAS GLISS

Material: Aluminio

Acabado: /97

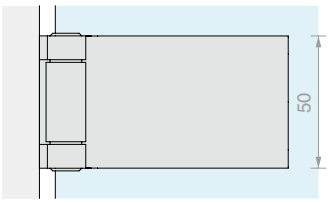

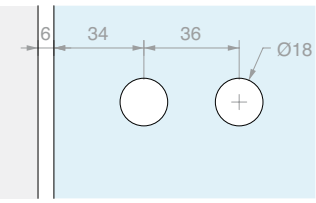

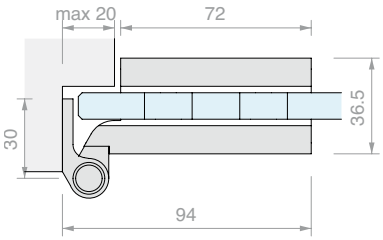





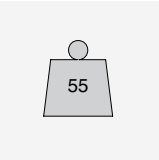

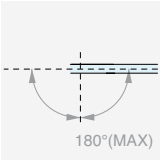

ROTACIÓN +180°

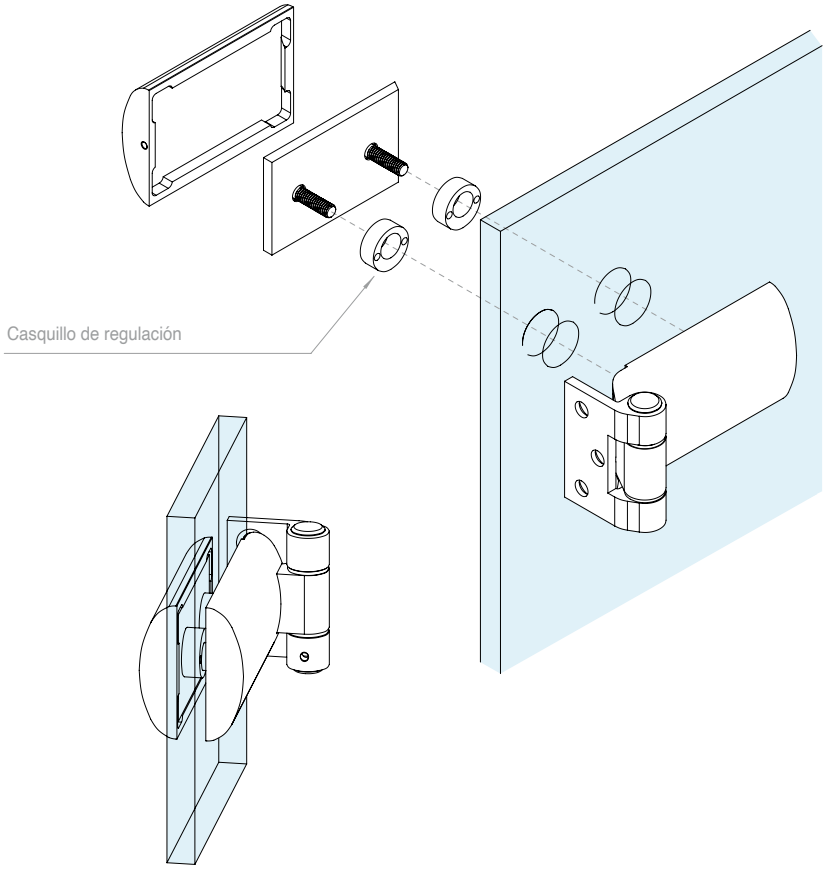

Art.	Para vidrios	Cant.
CERMGLISS	De **8** a **12** mm	1 Ud.

CUERPO CERRADURA SR1220 CON ORIFICIO PARA CILINDRO EUROPEO

Material: Acero inox AISI 304

Acabado: /8 /15

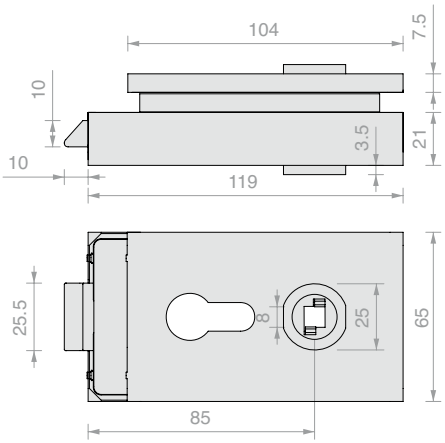

Art.	Para vidrios	Pestillo	Cant.
SR1220CORP	De **8** a **12** mm	Mecánico	1 Ud.

CUERPO DE CERRADURA SR1220 CON POMO, LIBRE/OCUPADO

Material: Acero inox AISI 304

Acabado: /8 /15

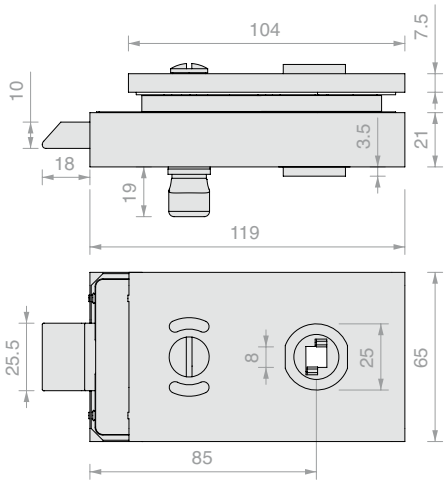

Art.	Para vidrios	Pestillo	Cant.
SR119CORP	De **8** a **12** mm	Mecánico	1 Ud.

RANURA CERRADURA SR1220

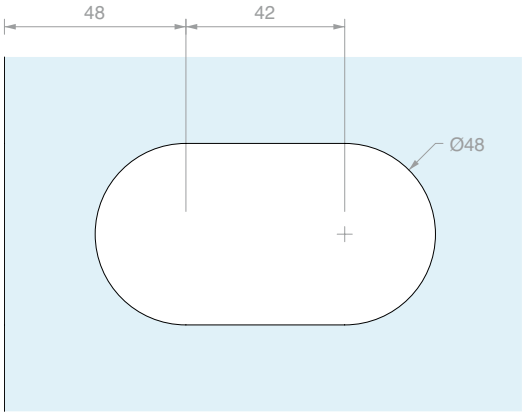

CUERPO CERRADURA SRS1180 CON ORIFICIO PARA CILINDRO EUROPEO

Material: Acero inox AISI 304

Acabado: /8 /15

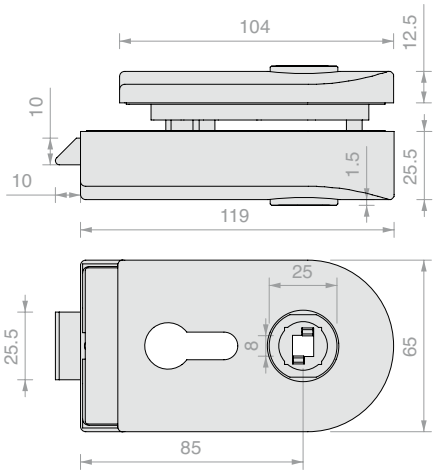

Art.	Para vidrios	Pestillo	Cant.
SRS1180CORP	De **8** a **12** mm	Mecánico	1 Ud.

CUERPO DE CERRADURA SR118 CON POMO Y LIBRE/OCUPADO

Material: Acero inox AISI 304

Acabado: /8 /15

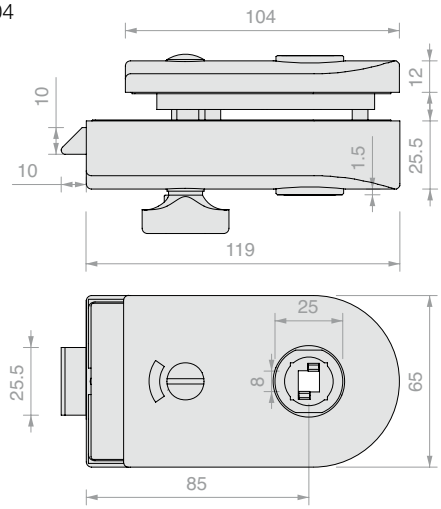

Art.	Para vidrios	Pestillo	Cant.
SR118CORP	De **8** a **12** mm	Mecánico	1 Ud.

RANURA CERRADURA SRS1180 / SR118

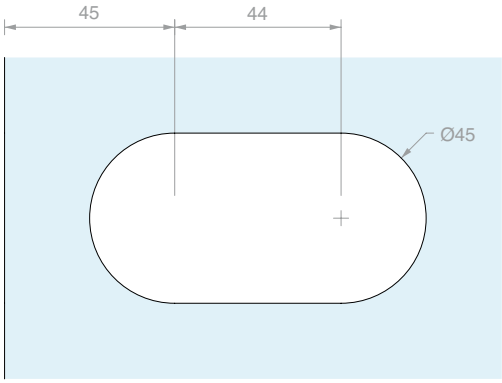

CONTRACERRADURA SERIE SR1220

Material: Acero inox AISI 304

Acabado: /8 /15

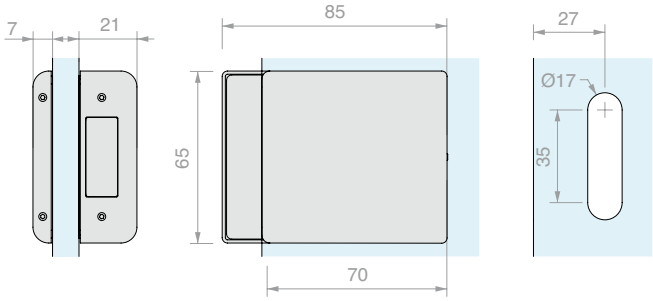

Art.	Para vidrios	Cant.
SR1224	De **8** a **12** mm	1 Ud.

CONTRACERRADURA SERIE SR118

Material: Acero inox AISI 304

Acabado: /8 /15

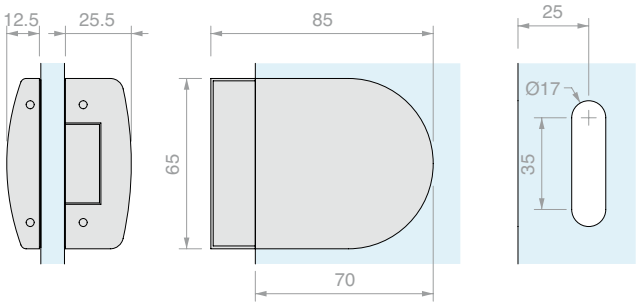

Art.	Para vidrios	Cant.
SRC118	De **8** a **12** mm	1 Ud.

TOPES DE CIERRE

Material: Acero inoxidable

Compatibles con: SR1220, SR119, SRS1180, SR118

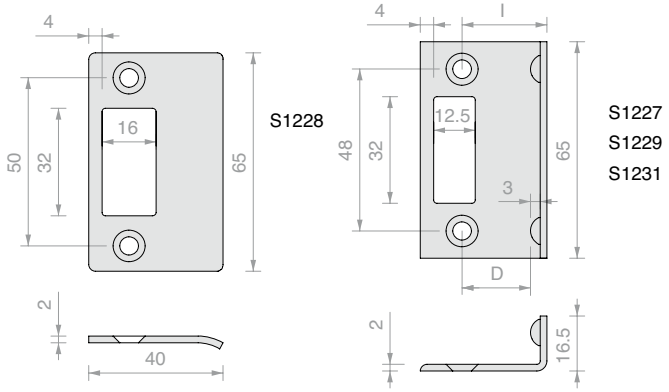

Art.	Para vidrios	l	D	Cant.
S1228	-	-		1 Ud.
S1227	**8** mm	**19** mm	**14** mm	1 Ud.
S1229	**10** mm	**21** mm	**16** mm	1 Ud.
S1231	**12** mm	**23** mm	**18** mm	1 Ud.

CUERPO CERRADURA S120 PARA JAMBAS CON ORIFICIO PARA CILINDRO EUROPEO

Material: Acero inox AISI 304

Acabado: /8 /15

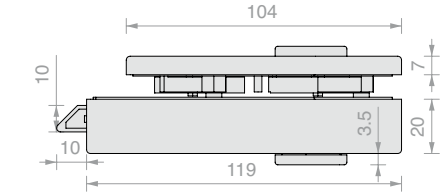

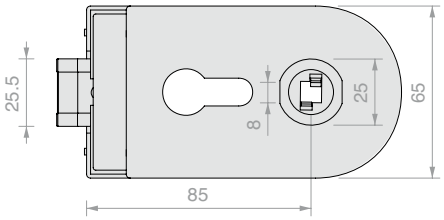

Art.	Para vidrios	Pestillo	Cant.
S1203CORP	De **8** a **12** mm	Mecánico	1 Ud.

CUERPO CERRADURA S120 CON ORIFICIO PARA CILINDRO EUROPEO

Material: Acero inox AISI 304

Acabado: /8 /15

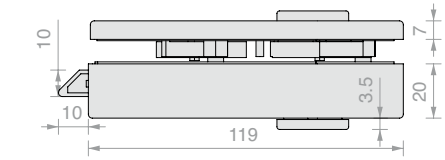

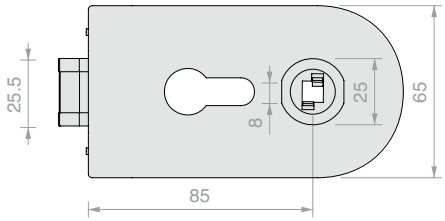

Art.	Para vidrios	Pestillo	Cant.
S1201CORP	De **8** a **12** mm	Mecánico	1 Ud.

RANURA CERRADURA S120

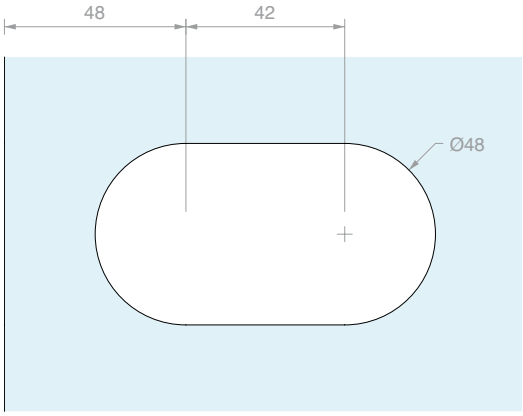

CUERPO CERRADURA S120 PARA JAMBAS CON LLAVE PATENT

Material: Acero inox AISI 304

Acabado: /8 /15

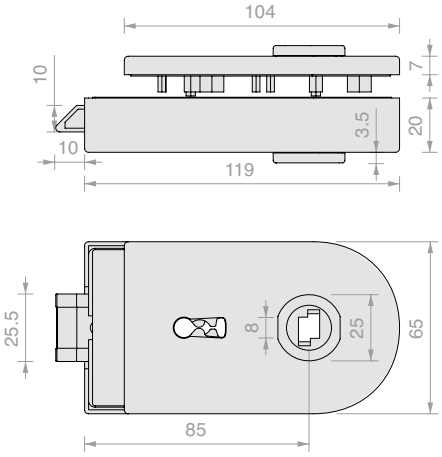

Art.	Para vidrios	Pestillo	Cant.
S1207KCORP	De **8** a **12** mm	Mecánico	1 Ud.

CUERPO CERRADURA S120 CON LLAVE PATENT

Material: Acero inox AISI 304

Acabado: /8 /15

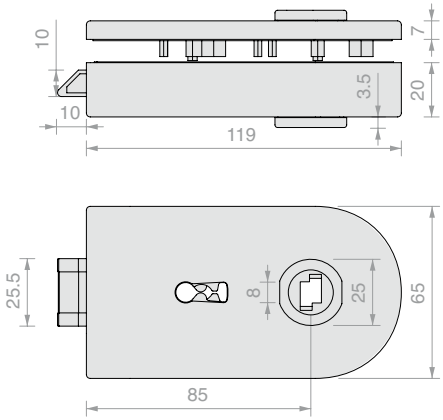

Art.	Para vidrios	Pestillo	Cant.
S1205KCORP	De **8** a **12** mm	Mecánico	1 Ud.

RANURA CERRADURA S120

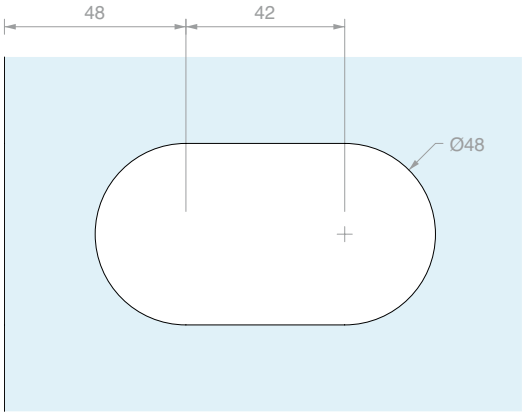

CONTRACERRADURA CON TOPE

Material: Acero inox AISI 304

Acabado: /8 /15

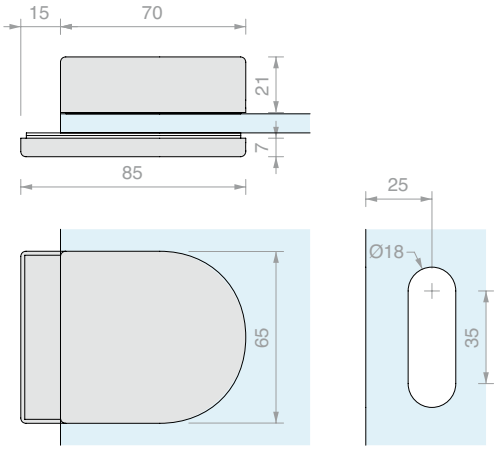

Art.	Para vidrios	Cant.
S1211	De **8** a **12** mm	1 Ud.

CONTRACERRADURA SIN TOPE

Material: Acero inox AISI 304

Acabado: /8 /15

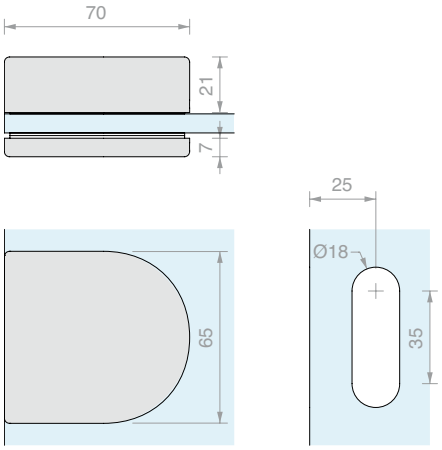

Art.	Para vidrios	Cant.
S1209	De **8** a **12** mm	1 Ud.

TOPES DE CIERRE

Material: Acero inoxidable

Compatible con serie S120

S1213

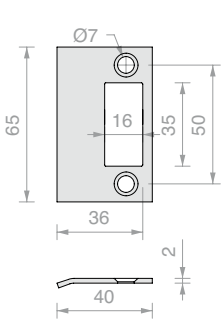

S1215

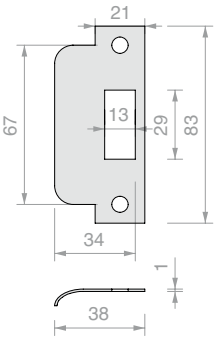

S1219
S1221
S1223

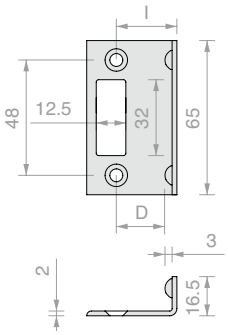

Art.	Para vidrios	I	D	Cant.
S1213	-	-	-	1 Ud.
S1215	-	-	-	1 Ud.
S1219	**8** mm	**25** mm	**20** mm	1 Ud.
S1221	**10** mm	**27** mm	**22** mm	1 Ud.
S1223	**12** mm	**30** mm	**25** mm	1 Ud.

CUERPO CERRADURA S1600 PARA JAMBA CON ORIFICIO PARA CILINDRO EUROPEO

Material: Acero inox AISI 304

Acabado: /8 /15

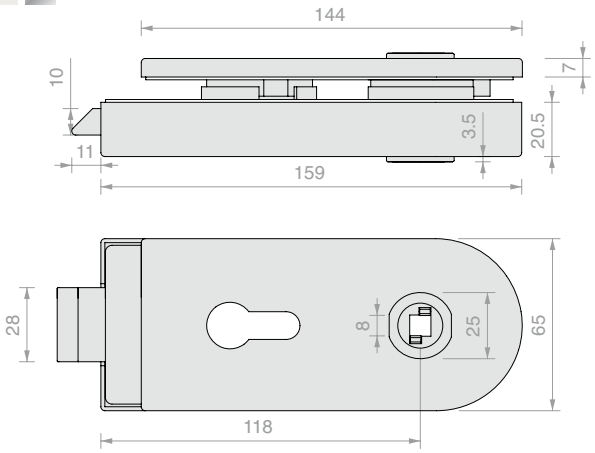

Art.	Para vidrios	Pestillo	Cant.
STL02CORP	De **10** a **12** mm	Mecánico	1 Ud.

CUERPO CERRADURA S1600 SIN ORIFICIO

Material: Acero inox AISI 304

Acabado: /8 /15

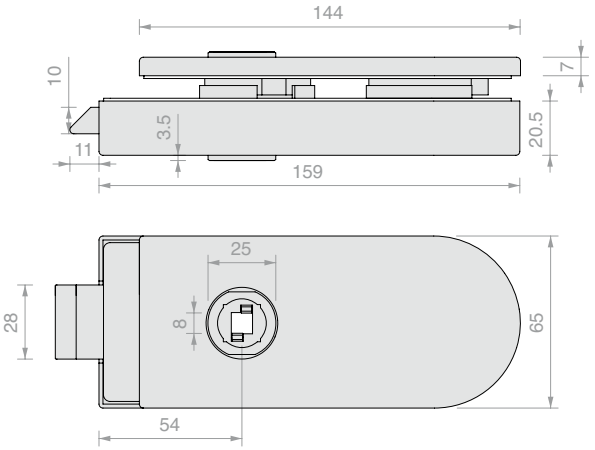

Art.	Para vidrios	Pestillo	Cant.
STL06CORP	De **10** a **12** mm	Mecánico	1 Ud.

CUERPO CERRADURA S1600 CON ORIFICIO PARA CILINDRO EUROPEO

Material: Acero inox AISI 304

Acabado: /8 /15

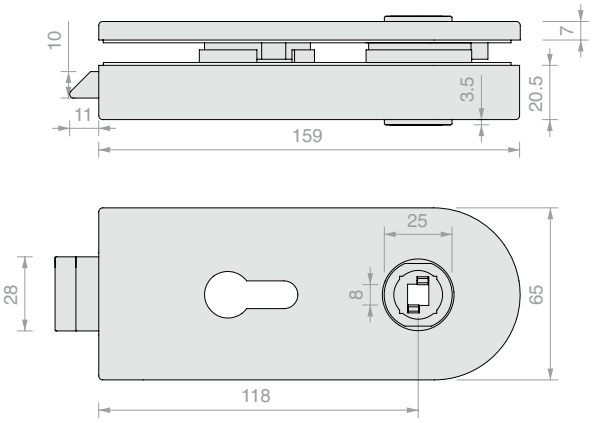

Art.	Para vidrios	Pestillo	Cant.
STL04CORP	De **10** a **12** mm	Mecánico	1 Ud.

CONTRACERRADURA CON TOPE

Material: Acero inox AISI 304

Acabado: /8 /15

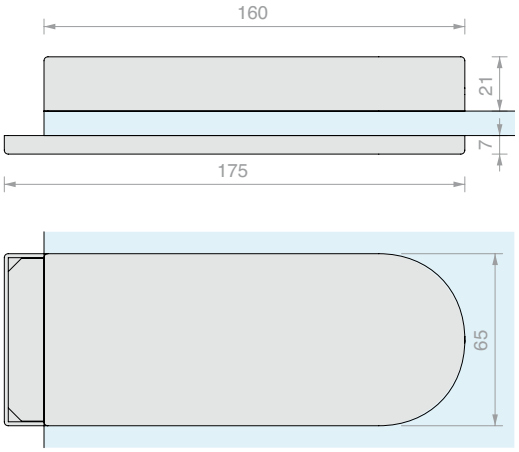

Art.	Para vidrios	Cant.
STL05	De **10** a **12** mm	1 Ud.

CONTRACERRADURA SIN TOPE

Material: Acero inox AISI 304

Acabado: /8 /15

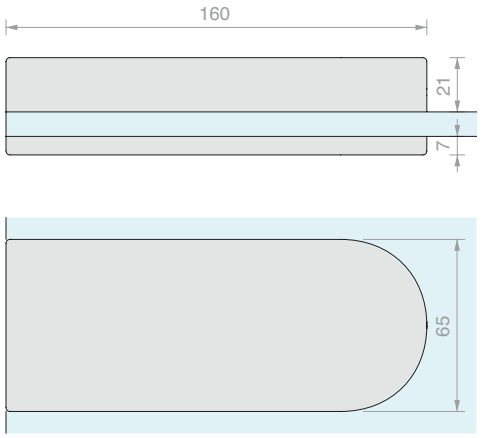

Art.	Para vidrios	Cant.
STL07	De **10** a **12** mm	1 Ud.

RANURA CERRADURA Y CONTRACERRADURA STL

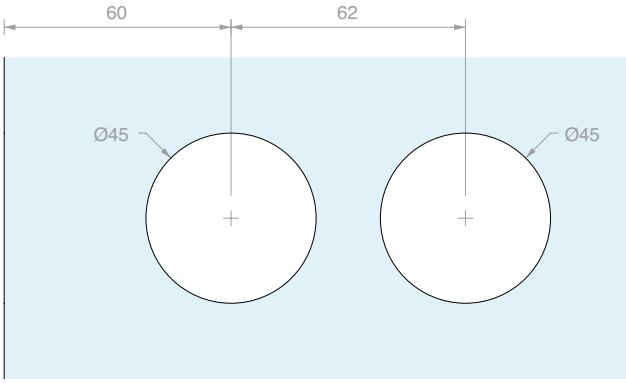

MANILLA CUADRADA

Material: Acero inox AISI 304

Acabado: /8 /15

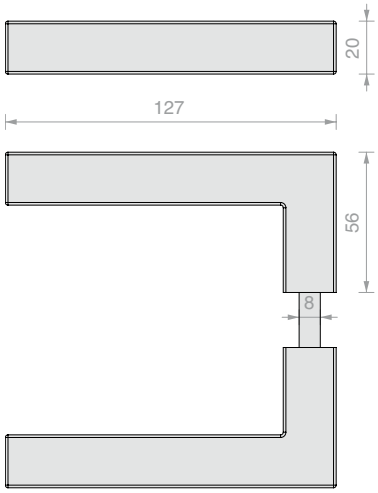

Art.	Cant.
SR119M	1 Ud.

MANILLA REDONDA CURVADA

Material: Acero inox AISI 304

Acabado: /8 /15

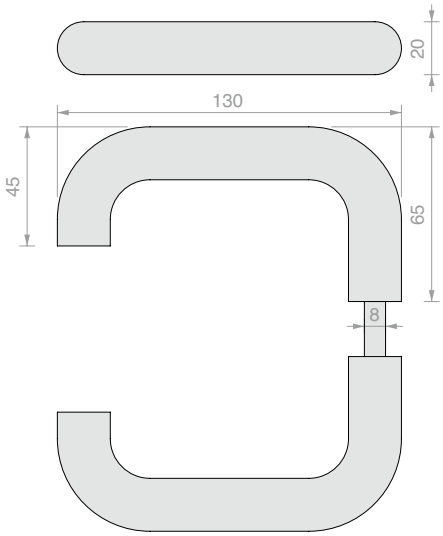

Art.	Cant.
M107	1 Ud.

MANILLA REDONDA

Material: Acero inox AISI 304

Acabado: /8 /15

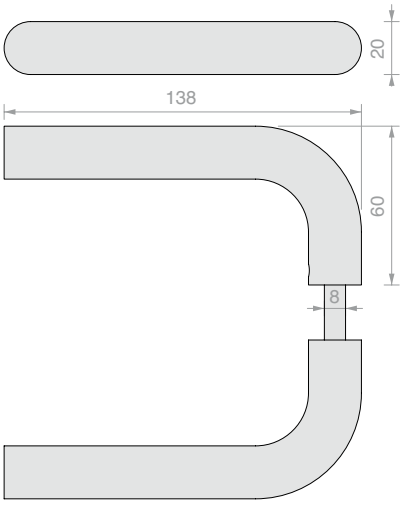

Art.	Cant.
M135	1 Ud.

CUERPO CERRADURA MECÁNICA CUADRADA CON ORIFICIO PARA CILINDRO EUROPEO

Material: Aluminio

Acabado: /6 /88 /97

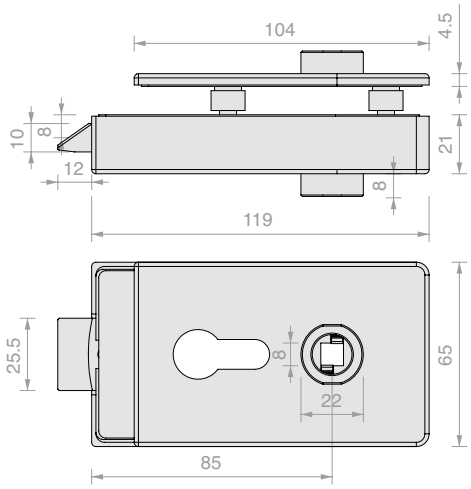

Art.	Para vidrios	Pestillo	Cant.
AP2203BORH	De **8** a **13.5** mm	Mecánico	1 Ud.

CUERPO CERRADURA MECÁNICA CUADRADA SIN ORIFICIO PARA CILINDRO

Material: Aluminio

Acabado: /6 /88 /97

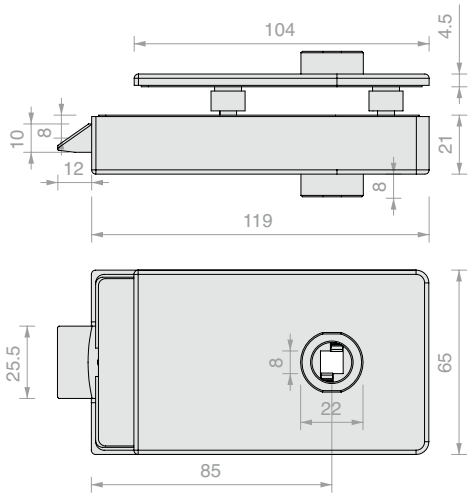

Art.	Para vidrios	Pestillo	Cant.
AP2203BOST	De **8** a **13.5** mm	Mecánico	1 Ud.

CUERPO CERRADURA MECÁNICA CUADRADA CON LLAVE PATENT

Material: Aluminio

Acabado: /6 /88 /97

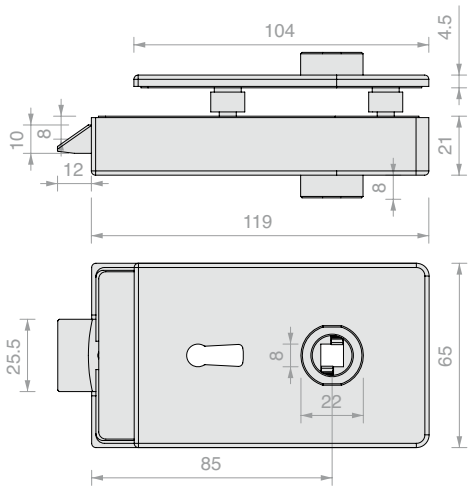

Art.	Para vidrios	Pestillo	Cant.
AP2203BOPA	De **8** a **13.5** mm	Mecánico	1 Ud.

CUERPO CERRADURA MECÁNICA CUADRADA CON POMO Y LIBRE/OCUPADO

Material: Aluminio

Acabado: /6 /88 /97

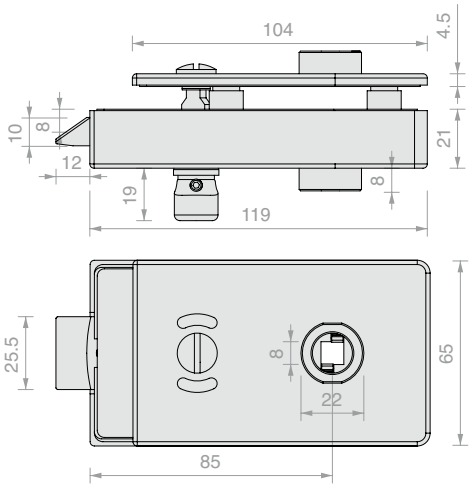

Art.	Para vidrios	Pestillo	Cant.
AP2203BOKS	De **8** a **13.5** mm	Mecánico	1 Ud.

CUERPO CERRADURA MAGNÉTICA CUADRADA CON ORIFICIO PARA CILINDRO EUROPEO

Material: Aluminio

Acabado: /6 /88 /97

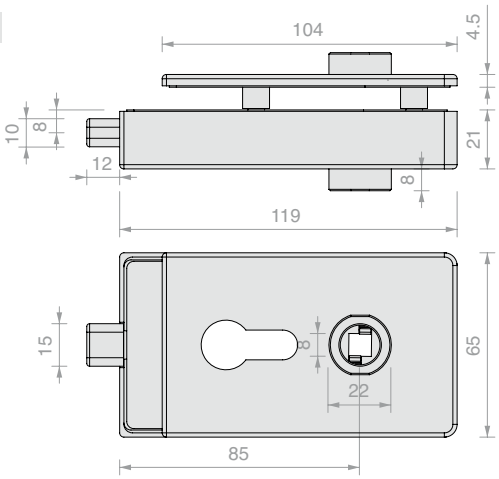

Art.	Para vidrios	Pestillo	Cant.
AP2203BOMG	De **8** a **13.5** mm	Magnético	1 Ud.

RANURA VIDRIO PARA LA SERIE APRO2203

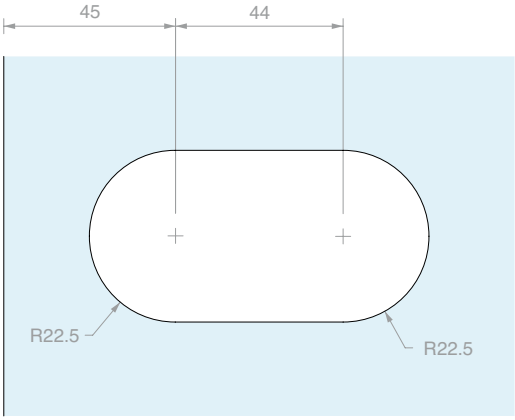

CUERPO CERRADURA MECÁNICA REDONDEADA CON ORIFICIO PARA CILINDRO EUROPEO

Material: Aluminio

Acabado: /6 /88 /97

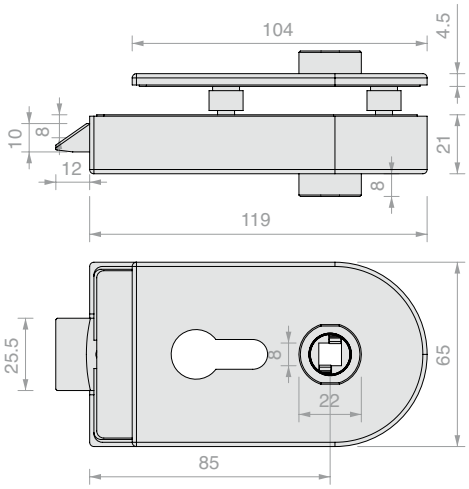

Art.	Para vidrios	Pestillo	Cant.
AP1203BORH	De **8** a **13.5** mm	Mecánico	1 Ud.

CUERPO CERRADURA MECÁNICA REDONDEADA SIN ORIFICIO PARA CILINDRO

Material: Aluminio

Acabado: /6 /88 /97

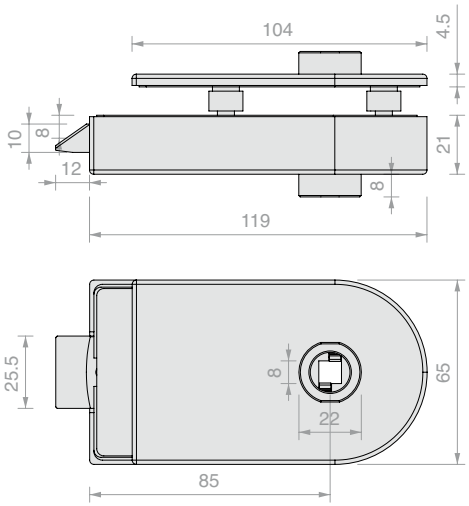

Art.	Para vidrios	Pestillo	Cant.
AP1203BOST	De **8** a **13.5** mm	Mecánico	1 Ud.

CUERPO CERRADURA MECÁNICA REDONDEADA CON LLAVE PATENT

Material: Aluminio

Acabado: /6 /88 /97

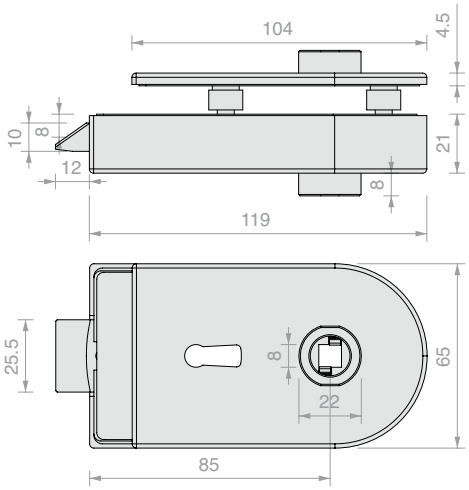

Art.	Para vidrios	Pestillo	Cant.
AP1203BOPA	De **8** a **13.5** mm	Mecánico	1 Ud.

CUERPO CERRADURA MECÁNICA REDONDEADA CON POMO Y LIBRE/OCUPADO

Material: Aluminio

Acabado: /6 /88 /97

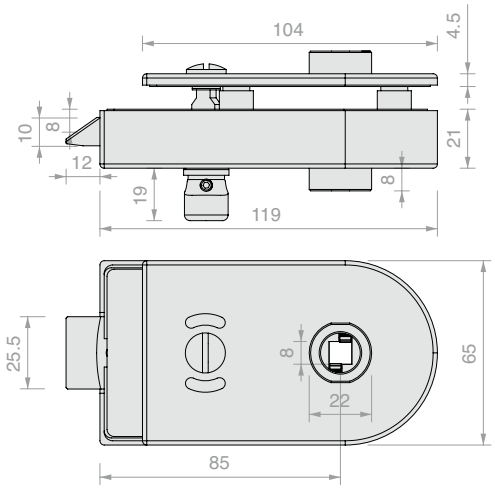

Art.	Para vidrios	Pestillo	Cant.
AP1203BOKS	De **8** a **13.5** mm	Mecánico	1 Ud.

CUERPO CERRADURA MAGNÉTICA REDONDEADA CON ORIFICIO PARA CILINDRO EUROPEO

Material: Aluminio

Acabado: /6 /88 /97

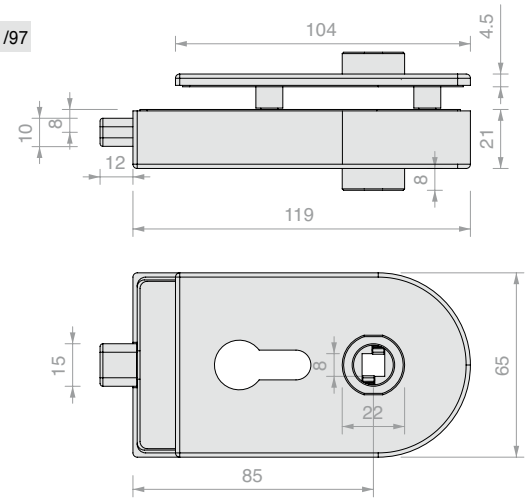

Art.	Para vidrios	Pestillo	Cant.
AP1203BOMG	De **8** a **13.5** mm	Magnético	1 Ud.

RANURA VIDRIO PARA LA SERIE APRO1203

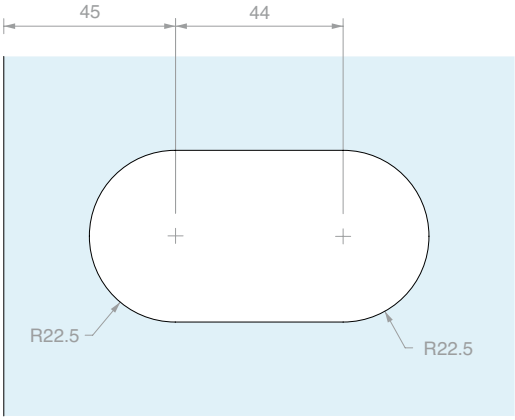

CONTRACERRADURA SERIE APRO2203

Material: Aluminio

Acabado: /6 /88 /97

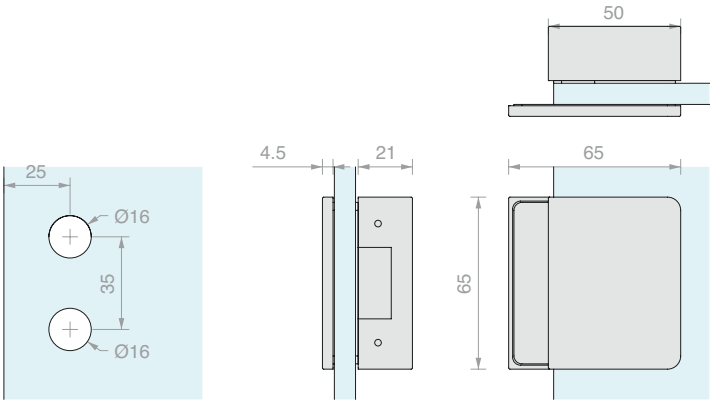

Art.	Para vidrios	Cerradero	Cant.
APROIN2203H	De **8** a **12** mm	Mecánico	1 Ud.
APROIN2203HM	De **8** a **12** mm	Magnético	1 Ud.

CONTRACERRADURA SERIE APRO1203

Material: Aluminio

Acabado: /6 /88 /97

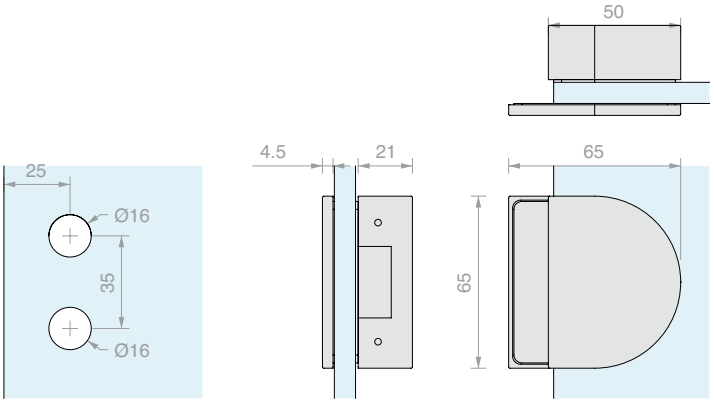

Art.	Para vidrios	Cerradero	Cant.
APROIN1203H	De **8** a **12** mm	Mecánico	1 Ud.
APROIN1203HM	De **8** a **12** mm	Magnético	1 Ud.

CERRADERO PARA PESTILLO MECÁNICO

Material: Acero

Acabado: /9 /R2

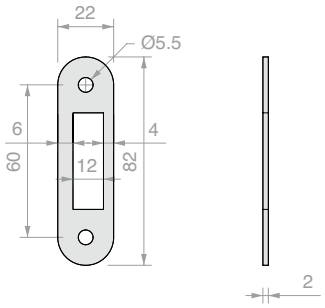

Art.	Cant.
SERH17	1 Ud.

CERRADERO PARA PESTILLO MAGNÉTICO

Material: Acero

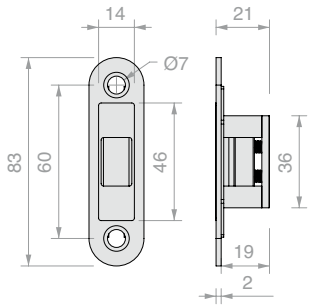

Art.	Cant.
APROIN17M	1 Ud.

CILINDRO EUROPEO LLAVE/LLAVE

Material: Latón

Cilindro Europeo completo con 3 llaves

Acabado: /95

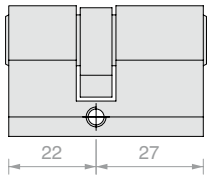

Art.	Llave	Cant.
CISA2227U	Única	1 Ud.
CISA2227D	Diferente	1 Ud.

CILINDRO LLAVE/POMO GIRATORIO

Material: Latón

Cilindro Europeo completo con 3 llaves

Acabado: /1 /3 /45

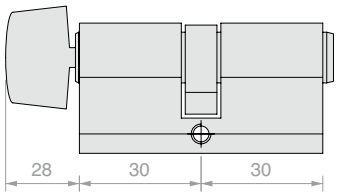

Art.	Llave	Cant.
S1217U	Única	1 Ud.



PAREJA DE MANILLAS CUADRADAS CERRADAS

Material: Aluminio

Acabado: /6 /88 /97

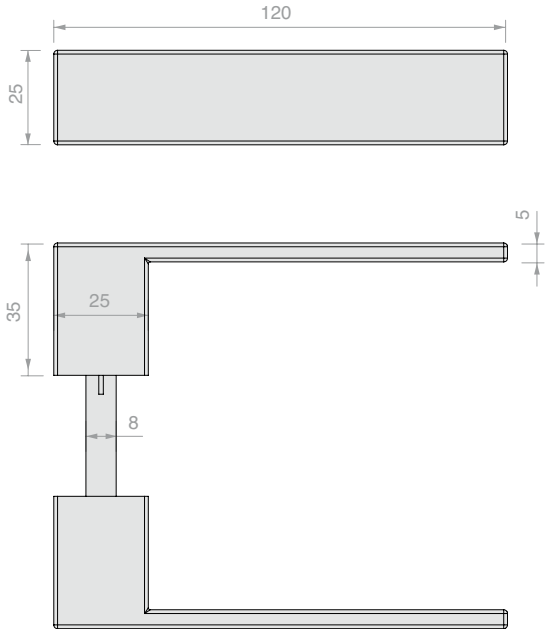

Art.	Cant.
APHANDSC	1 Ud.

PAREJA DE MANILLAS CUADRADAS ABIERTAS

Material: Aluminio

Acabado: /6 /88 /97

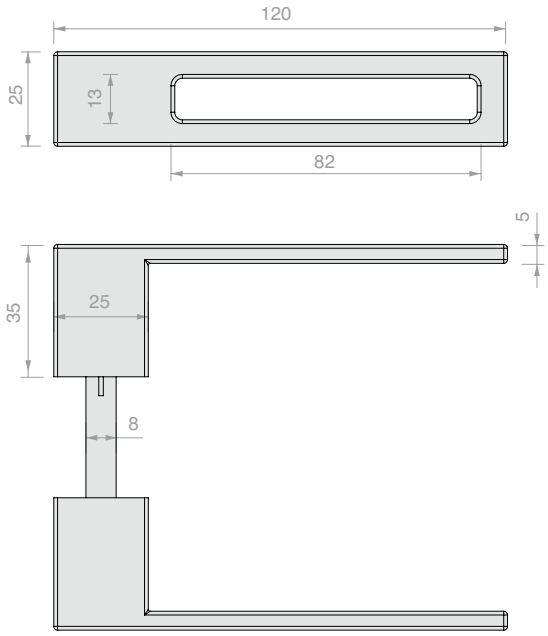

Art.	Cant.
APHANDSH	1 Ud.

PAREJA DE MANILLAS CUADRADAS CERRADAS CON POMO FIJO

Material: Aluminio

El lado del pomo sólo tendrá función de agarre

Acabado: /6 /88 /97

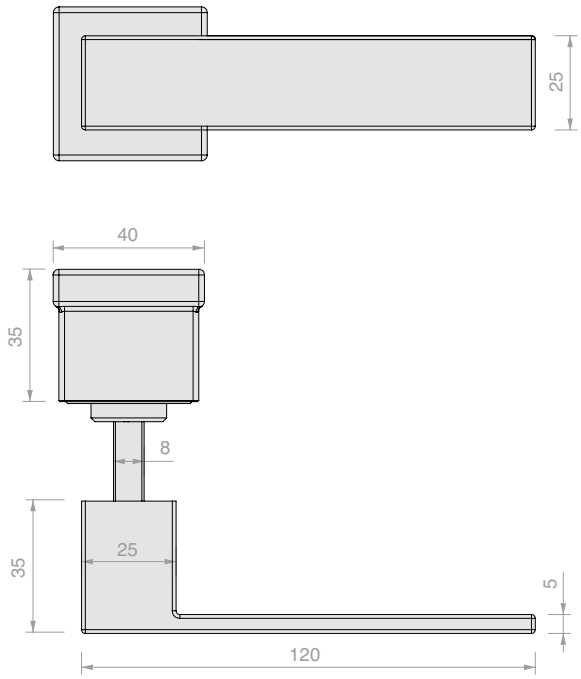

Art.	Cant.
APHAFKSC	1 Ud.

PAREJA DE MANILLAS CUADRADAS ABIERTAS CON POMO FIJO

Material: Aluminio

El lado del pomo sólo tendrá función de agarre

Acabado: /6 /88 /97

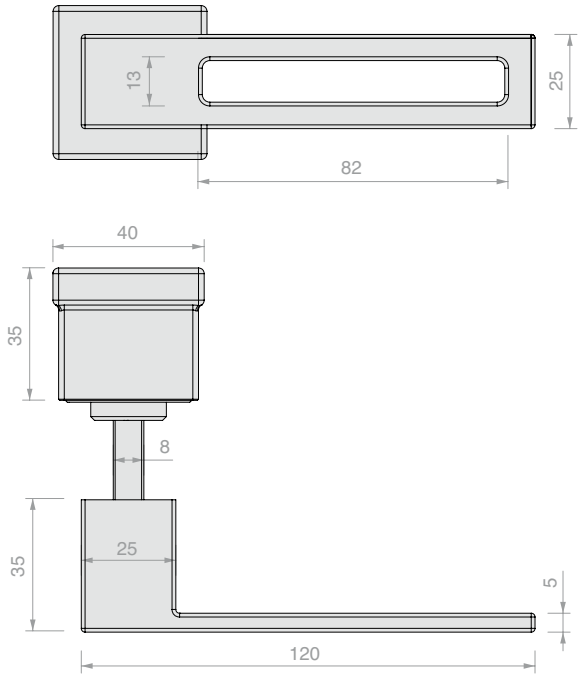

Art.	Cant.
APHAFKSH	1 Ud.

PAREJA DE MANILLAS REDONDEADAS CERRADAS

Material: Aluminio

Acabado: /6 /88 /97

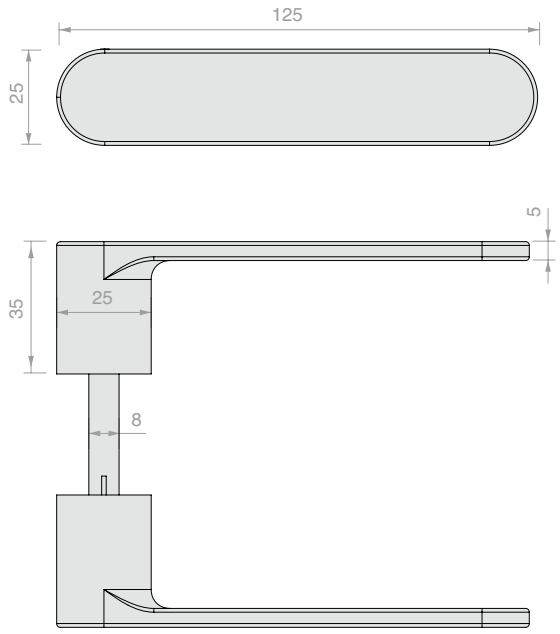

Art.	Cant.
APHANDRC	1 Ud.

PAREJA DE MANILLAS REDONDEADAS ABIERTAS

Material: Aluminio

Acabado: /6 /88 /97

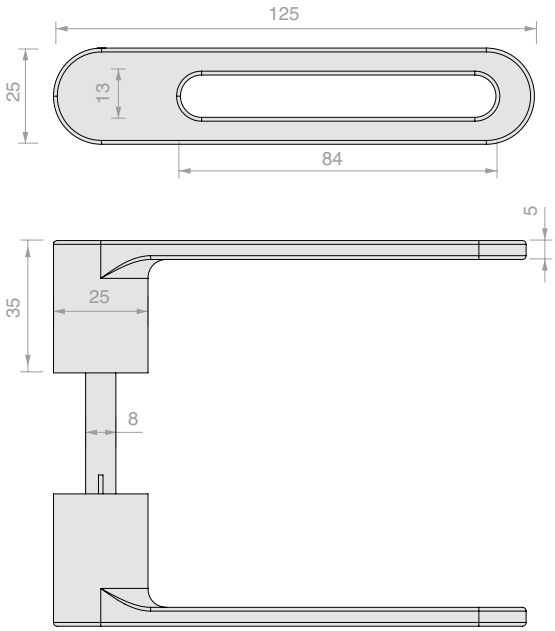

Art.	Cant.
APHANDRH	1 Ud.

PAREJA DE MANILLAS REDONDEADAS CERRADAS CON POMO FIJO

Material: Aluminio

El lado del pomo sólo tendrá función de agarre

Acabado: /6 /88 /97

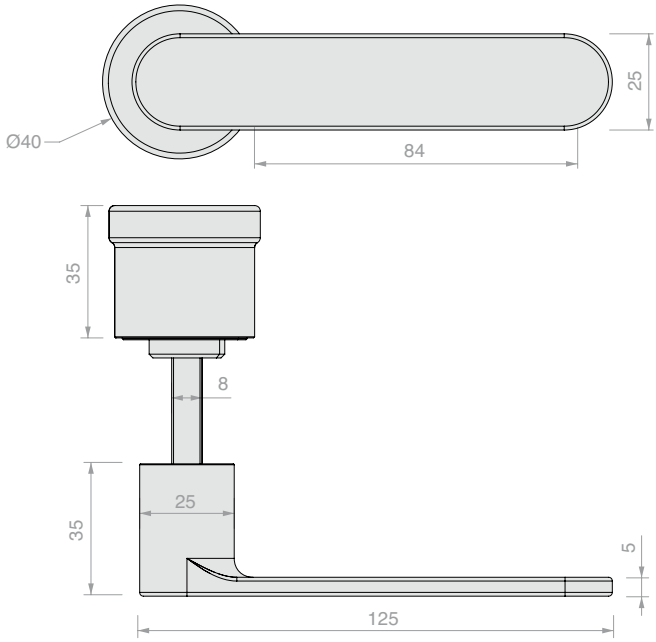

Art.	Cant.
APHAFKRC	1 Ud.

PAREJA DE MANILLAS REDONDEADAS ABIERTAS CON POMO FIJO

Material: Aluminio

El lado del pomo sólo tendrá función de agarre

Acabado: /6 /88 /97

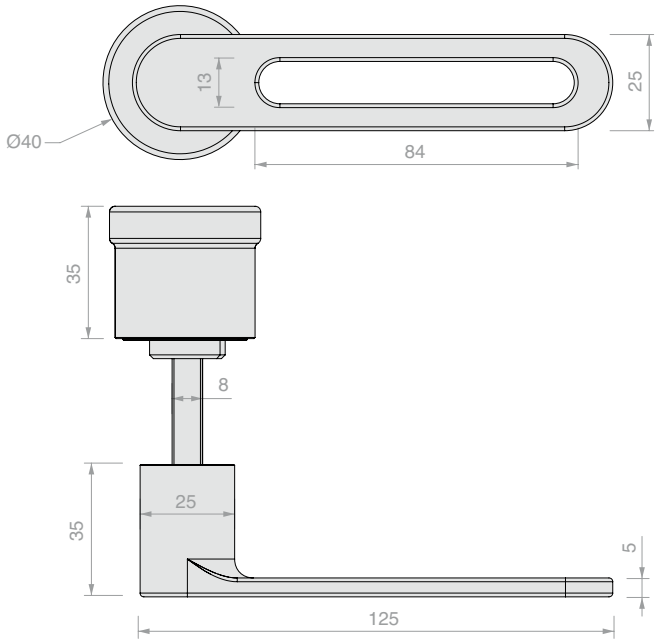

Art.	Cant.
APHAFKRH	1 Ud.

CUERPO CERRADURA APRO SERIE 40 CENTRAL, CON ORIFICIO PARA CILINDRO EUROPEO

Material: Aluminio

Acabado: /88 /97 /R2

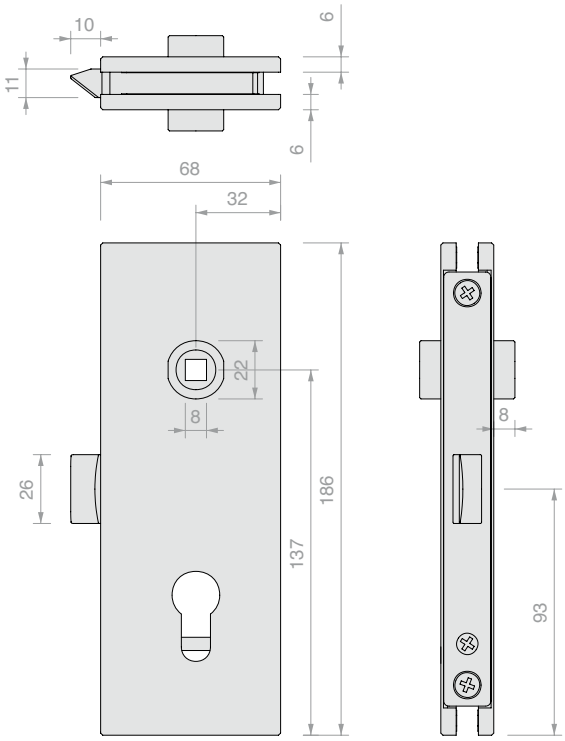

Art.	Para vidrios	Pestillo	Cant.
APRO4403BORH	De **8** a **13.5** mm	Mecánico	1 Ud.

CUERPO CERRADURA APRO SERIE 40 CENTRAL, CON ORIFICIO PARA CILINDRO EUROPEO

Material: Aluminio

Acabado: /88 /97 /R2

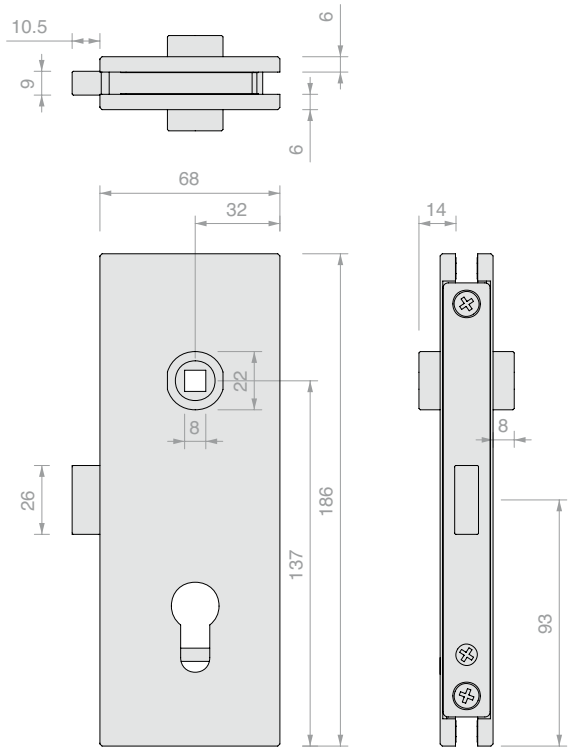

Art.	Para vidrios	Pestillo	Cant.
APRO4406BORH	De **8** a **13.5** mm	Magnético	1 Ud.

CUERPO CERRADURA APRO SERIE 40 IZQUIERDA, CON ORIFICIO PARA CILINDRO EUROPEO

Material: Aluminio

Acabado: /88 /97 /R2

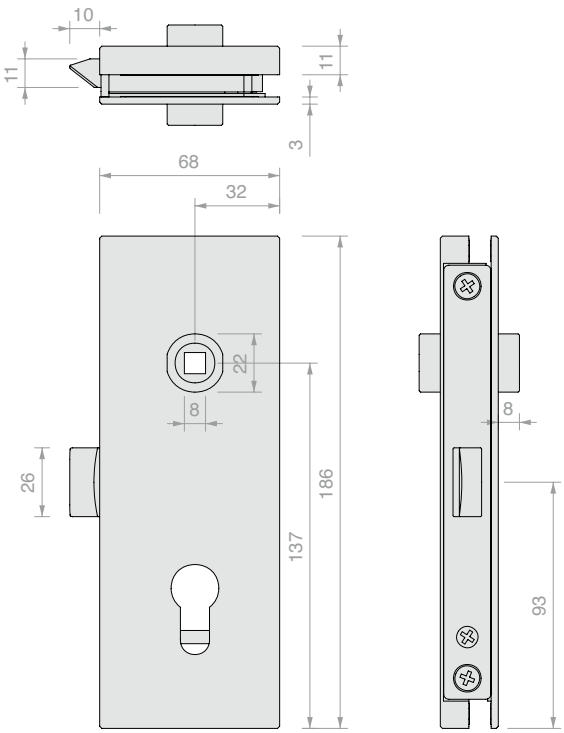

Art.	Para vidrios	Pestillo	Cant.
APRO4503BORH	De **8** a **13.5** mm	Mecánico	1 Ud.

CUERPO CERRADURA APRO SERIE 40 IZQUIERDA, CON ORIFICIO PARA CILINDRO EUROPEO

Material: Aluminio

Acabado: /88 /97 /R2

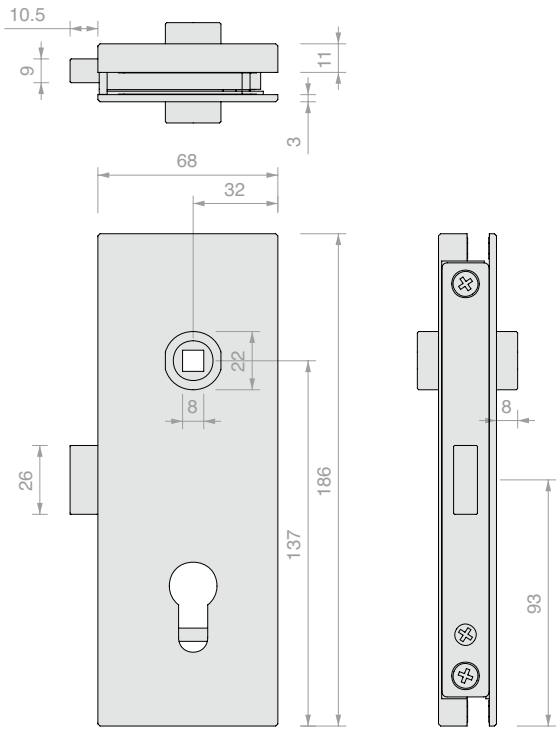

Art.	Para vidrios	Pestillo	Cant.
APRO4506BORH	De **8** a **13.5** mm	Magnético	1 Ud.

CUERPO CERRADURA APRO SERIE 40 DERECHA, CON ORIFICIO PARA CILINDRO EUROPEO

Material: Aluminio

Acabado: /88 /97 /R2

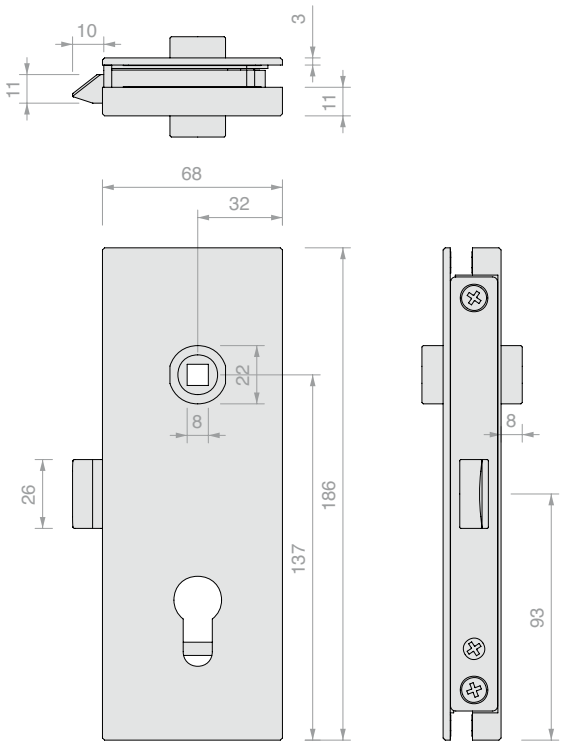

Art.	Para vidrios	Pestillo	Cant.
APRO4603BORH	De **8** a **13.5** mm	Mecánico	1 Ud.

CUERPO CERRADURA APRO SERIE 40 DERECHA, CON ORIFICIO PARA CILINDRO EUROPEO

Material: Aluminio

Acabado: /88 /97 /R2

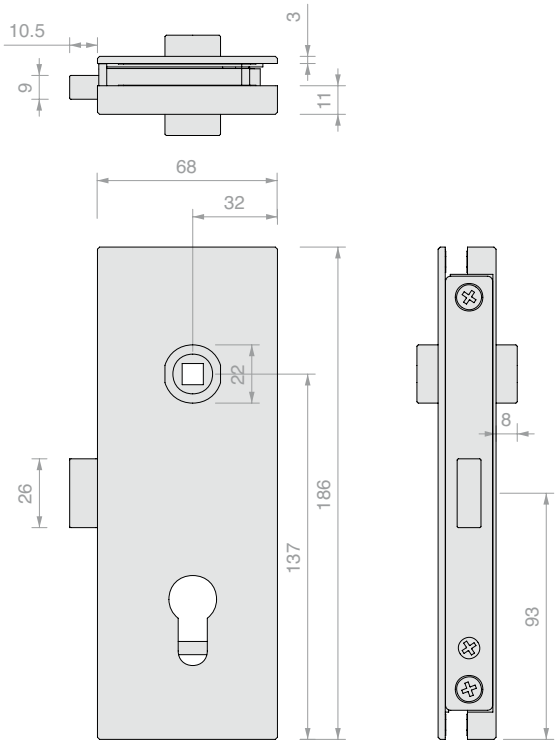

Art.	Para vidrios	Pestillo	Cant.
APRO4606BORH	De **8** a **13.5** mm	Magnético	1 Ud.

RANURA CERRADURA MODELOS APRO VERTICAL



CONTRACERRADURA PARA SERIE APRO 44

Material: Aluminio

Acabado: /88 /97 /R2

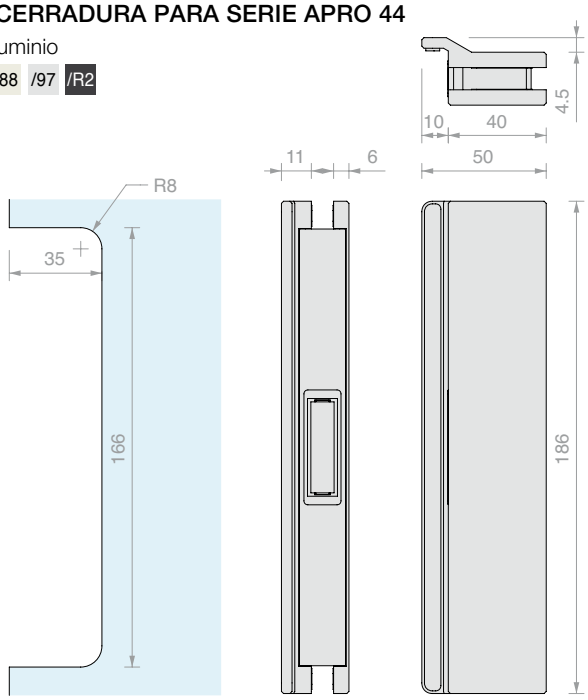

Art.	Para vidrios	Cerradero	Cant.
APRO1008	**8** mm	Mecánico	1 Ud.
APRO1010	**10** mm	Mecánico	1 Ud.
APRO1012	**12** mm	Mecánico	1 Ud.
APRO1013	**13.5** mm	Mecánico	1 Ud.
APRO4008	**8** mm	Magnético	1 Ud.
APRO4010	**10** mm	Magnético	1 Ud.
APRO4012	**12** mm	Magnético	1 Ud.
APRO4013	**13.5** mm	Magnético	1 Ud.

MANILLA PARA APRO SERIE 40

Material: Aluminio

Acabado: /88 /97 /R2

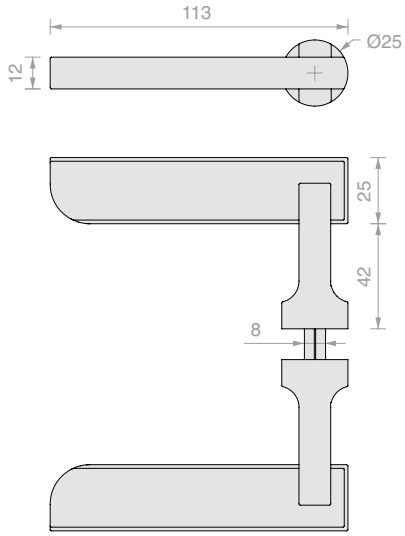

Art.	Cant.
APHANDTC	1 Ud.

MANILLA PARA APRO SERIE 40 MOLETEADA

Material: Aluminio

Acabado: /88 /97 /R2

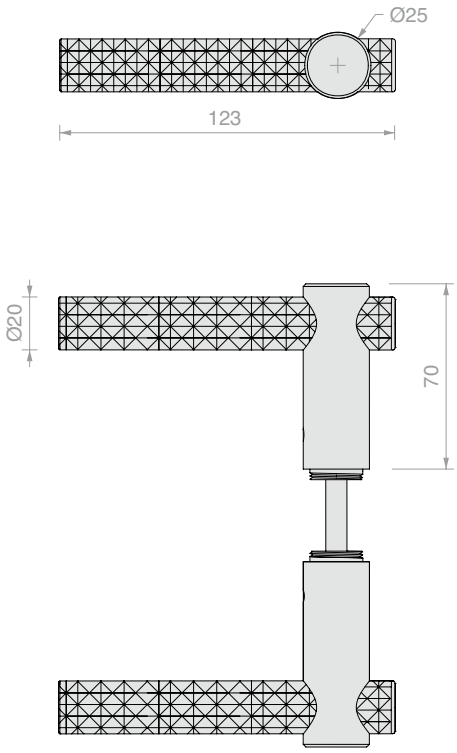

Art.	Cant.
APHANDGD	1 Ud.

CERRADERO APRO

Material: Aluminio

Acabado: /7 /R2

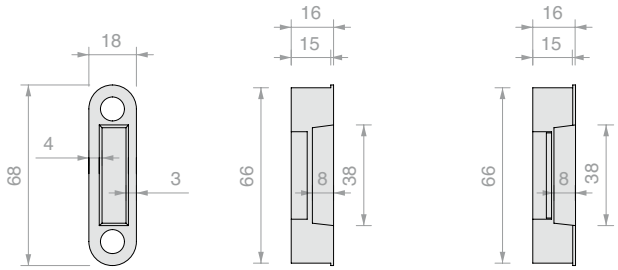

APRO1020 APRO4040

MAGNET

Art.	Cerradero	Cant.
APRO1020	Mecánico	1 Ud.
APRO4040	Magnético	1 Ud.

CERRADERO APRO REGULABLE

Material: Aluminio

Acabado: /7

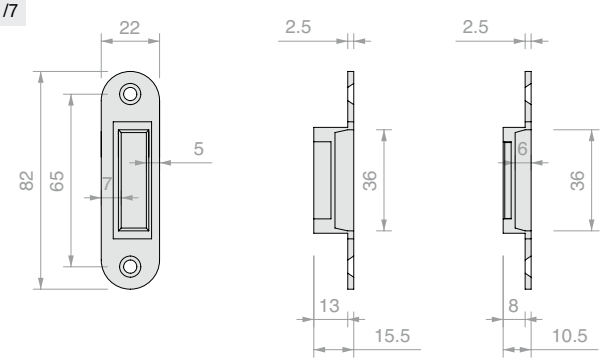

APRO1050 APRO4080

MAGNET

Art.	Cerradero	Cant.
APRO1050	Mecánico	1 Ud.
APRO4080	Magnético	1 Ud.

CILINDRO CON LLAVE DE PERFIL EUROPEO

Material: Latón

Cilindro Europeo completo con 3 llaves

Acabado: /1 /3

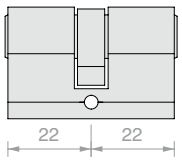

Art.	Llave	Cant.
LOGS10U	Única	1 Ud.
LOGS10D	Diferente	1 Ud.

CERRADURA HOPPE HCS

Material: Aluminio
Pestillo mecánico
Acabado: /97

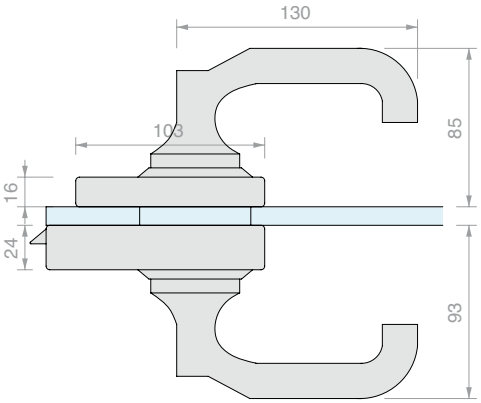

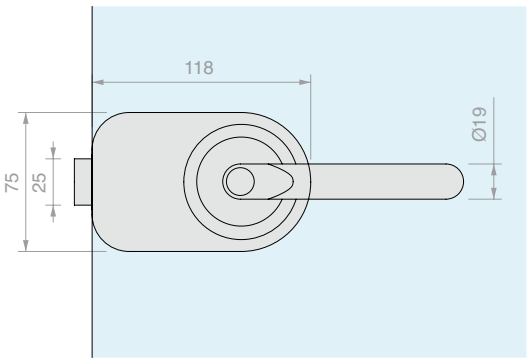

Art.	Para vidrios	Cierre	Llave	Cant.
SERH01	De **8** a **13.5** mm	Cerradura + Cerradura	Diferente	1 Ud.
SERH03	De **8** a **13.5** mm	Cerradura + Apertura con moneda	Diferente	1 Ud.
SERH05	De **8** a **13.5** mm	Cerradura + Indicador libre / ocupado	Diferente	1 Ud.
SERH07	De **8** a **13.5** mm	Cerradura + Pomo	Diferente	1 Ud.
SERH09	De **8** a **13.5** mm	Pomo + Apertura con moneda	-	1 Ud.
SERH11	De **8** a **13.5** mm	Pomo + Indicador libre / ocupado	-	1 Ud.

CONTRACERRADURA HOPPE HCS

Material: Aluminio
Acabado: /97

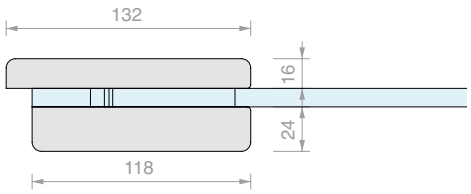

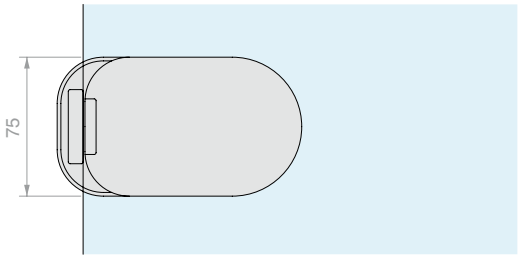

Art.	Para vidrios	Cant.
SERH13	De **8** a **13.5** mm	1 Ud.

RANURA VIDRIO PARA CERRADURA Y CONTRACERRADURA HOPPE HCS

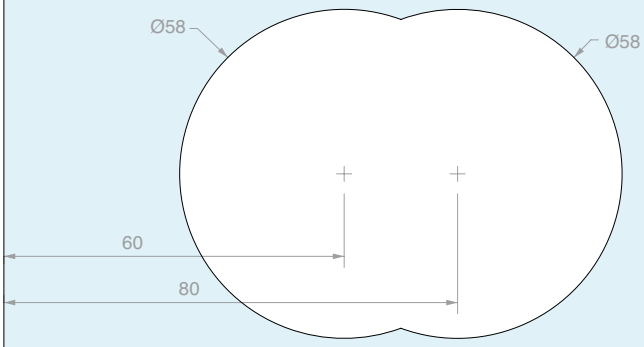

TIPOS DE CERRADURA HOPPE HCS

SERH01

Cerradura

+

Cerradura

SERH03

Cerradura

+

Apertura con moneda

SERH07

Cerradura

+

Pomo

SERH05

Cerradura

+

Indicador libre/ocupado

SERH09

Pomo

+

Apertura con moneda

SERH11

Pomo

+

Indicador libre/ocupado

CONTRAPLACA

Material: Acero

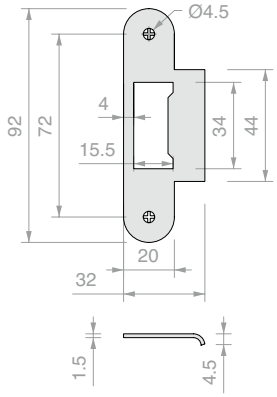

Art.	Cant.
SERH15	1 Ud.

CONTRAPLACA PARA PESTILLO MECÁNICO

Material: Acero

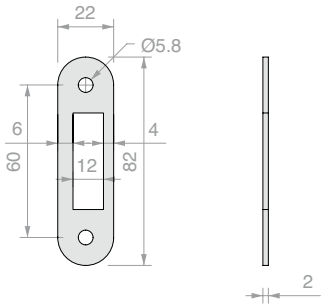

Art.	Cant.
SERH17	1 Ud.

BISAGRAS FORMA

Material: Aluminio

Se suministra con dos llaves

Acabado: /91 /97

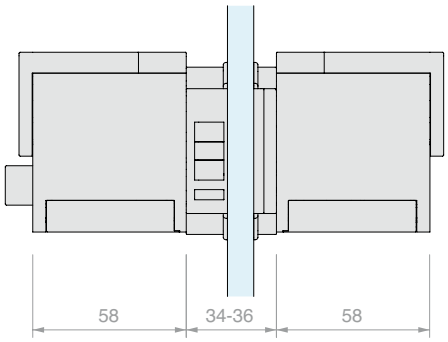

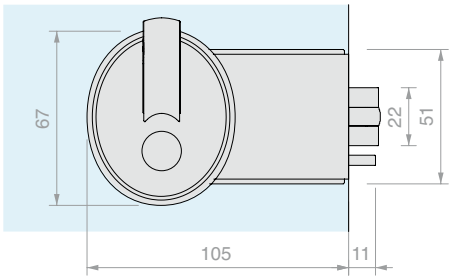

INCLUYE:

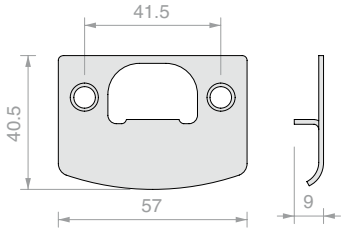

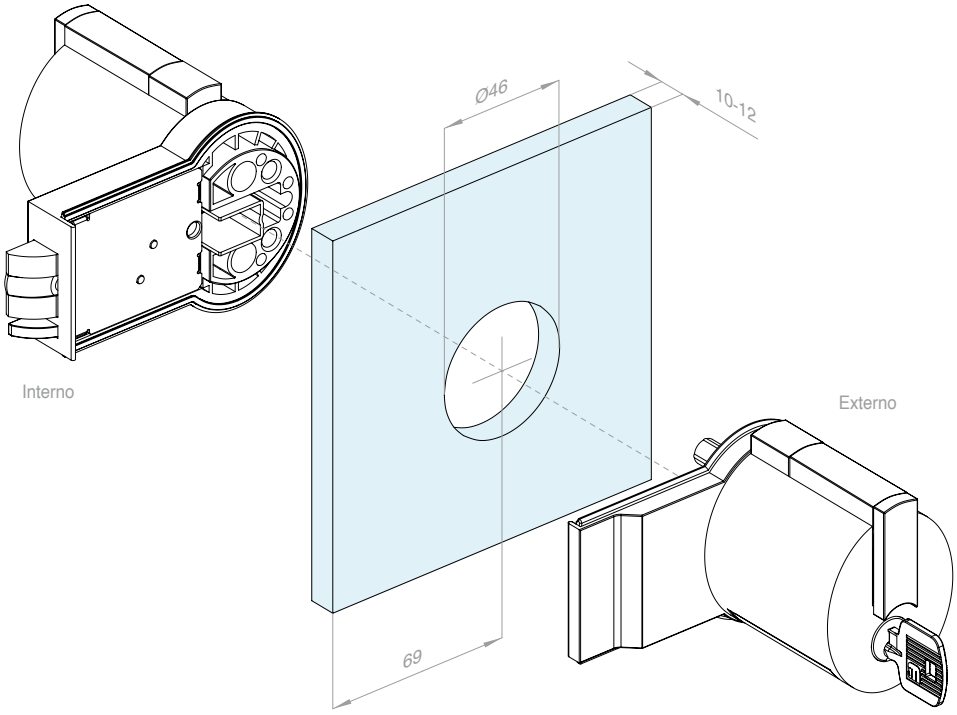

Art.	Para vidrios	Cierre	Llave	Cant.
SERMF15	De **10** a **12** mm	Cerradura + Cerradura	Única	1 Ud.
SERMF13	De **10** a **12** mm	Cerradura + Dispositivo de emergencia	Única	1 Ud.

CONTRACERRADURA

Material: Aluminio

Acabado: /97

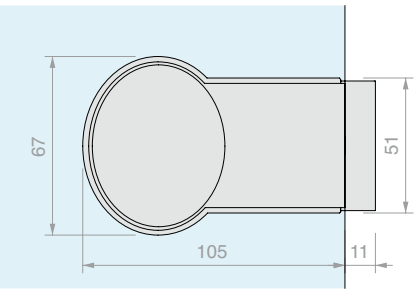

Art.	Para vidrios	Cant.
SERMFGL1	De **10** a **12** mm	1 Ud.

RANURA VIDRIO PARA CERRADURA Y CONTRACERRADURA FORMA

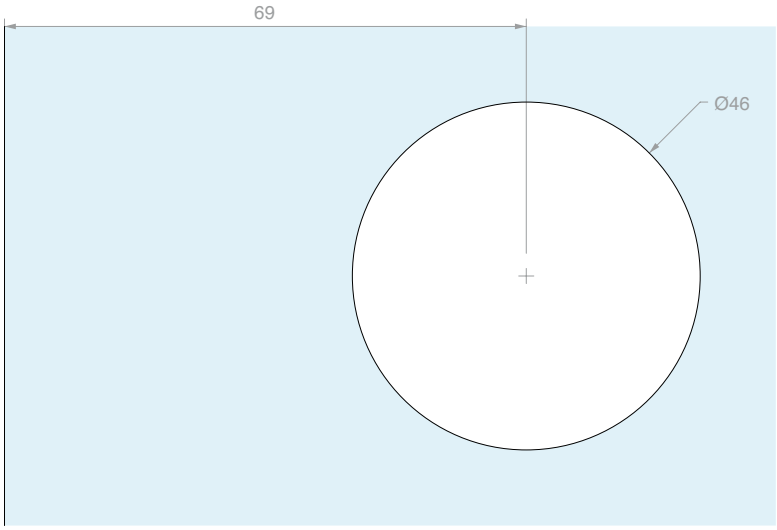

TOPE DE PUERTA EN SUELO CON IMÁN

Material: Acero inox AISI 304

Equipado con disco de acero inoxidable que se aplica mediante adhesivo UV

Acabado: /8

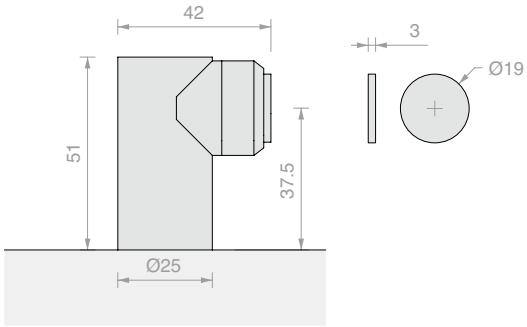

Art.	Cant.
FPT01	1 Ud.

TOPE DE PUERTA INDIVIDUAL DE TECHO

Material: Acero inox AISI 304

Acabado: /8

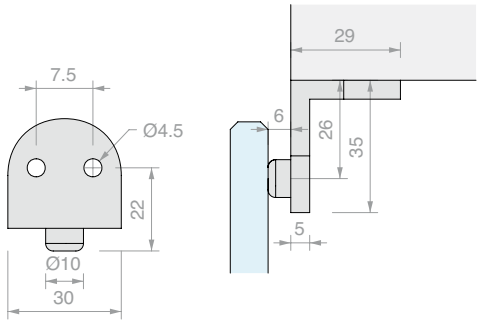

Art.	Cant.
FPT03	1 Ud.

TOPE DE PUERTA DOBLE DE TECHO

Material: Acero inox AISI 304

Acabado: /8

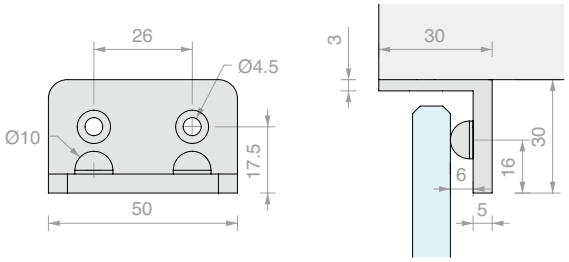

Art.	Cant.
FPT21	1 Ud.

TOPE DE PUERTA CON FIJACIÓN A VIDRIO

Material: Acero inox AISI 304

Orificio en el vidrio aconsejado Ø22 mm

Acabado: /8

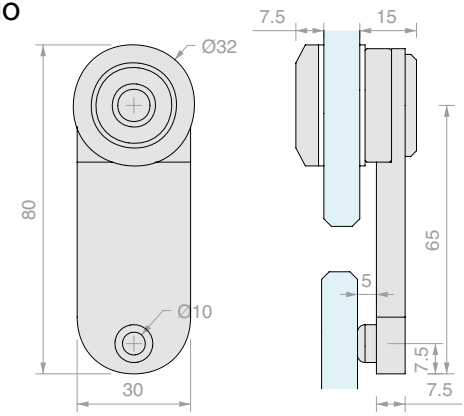

Art.	Para vidrios	Cant.
FPT07	De **10** a **12** mm	1 Ud.

TOPE DE PUERTA EN SUELO CON GOMA

Material: Acero inox AISI 304

Acabado: /8 /15

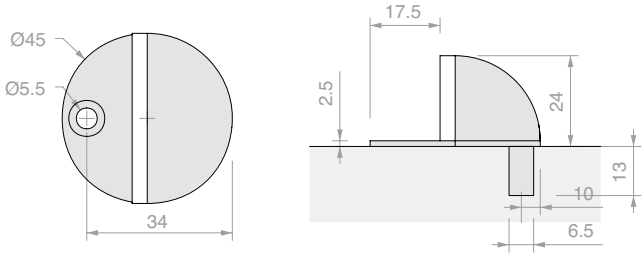

Art.	Cant.
FPT09	1 Ud.

TOPE DE PUERTA EN SUELO CON ANILLO DE GOMA

Material: Acero inox AISI 304

Acabado: /8 /15

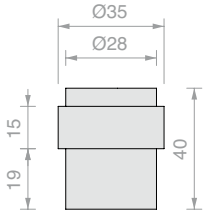

Art.	Cant.
FPT11	1 Ud.

TOPE DE PUERTA CON IMÁN

Material: Hierro

Acabado: /1 /2 /3

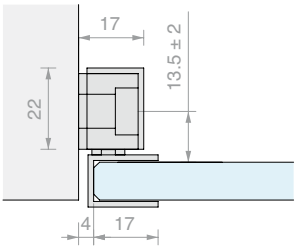

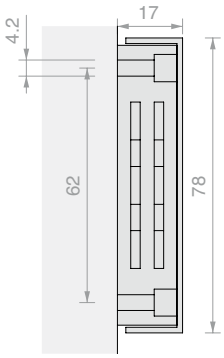

Art.	Descripción	Para vidrios	Cant.
CAL005	Imán con tapa	-	1 Ud.
CAL006	Contraplaca	**8** mm	1 Ud.
CAL007	Contraplaca	**10** mm	1 Ud.

IMÁN CON FIJACIÓN A PARED

Material: Acero inox AISI 304

Equipado con disco de acero inoxidable que se aplica mediante adhesivo UV

Acabado: /9

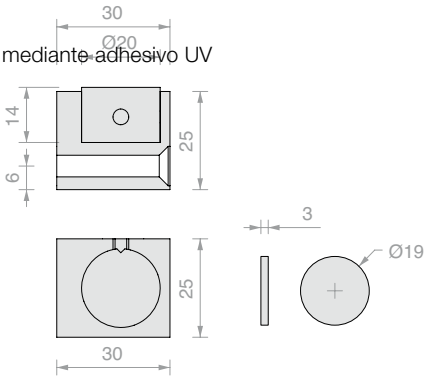

Art.	Cant.
CALMU30	1 Ud.

JUNTA ADHESIVA GLASS LIP

RANGO DE USO: Cierres de huecos perimetrales para sellar contra el agua, el viento, el polvo, los insectos, el ruido y las fluctuaciones de temperatura.

Descripción: GLASS LIP es una junta perimetral adhesiva para puertas y paredes de vidrio que se coloca de forma rápida y sencilla. Se aplica con una plantilla Art. GSL812 que permite colocarla en el centro del vidrio a lo largo de todo el borde. Consiste en una junta de labio que se instala rápidamente mediante una cinta adhesiva transparente de doble cara incorporada. La estructura especial de los labios blandos, que se pueden acortar rasgándolos, permite cerrar rendijas de 2,5 a 7 milímetros.

Características:

GLASS LIP se puede utilizar en vidrios con un espesor de 8 mm a 13,52 mm

APLICACIÓN: Todas las puertas de vidrio.

TIPO DE FIJACIÓN: Con cinta adhesiva transparente VHB de alta adhesión desde -40°C hasta +150°C

JUNTAS: Junta de labio de termoplástico coextrudido, regulable (sistema patentado).

ACABADO: Gofrada

SISTEMA PATENTADO

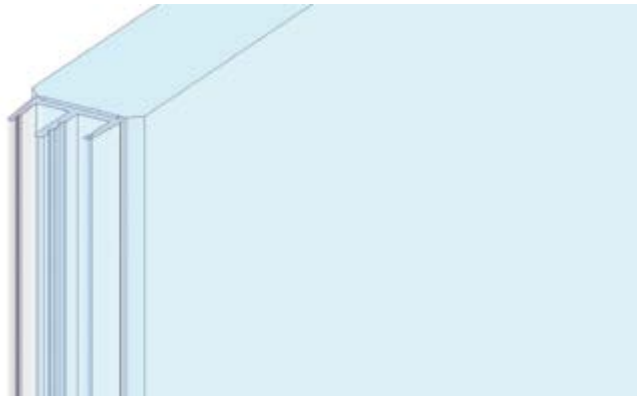

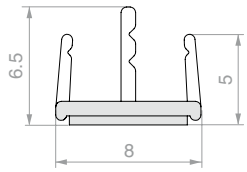

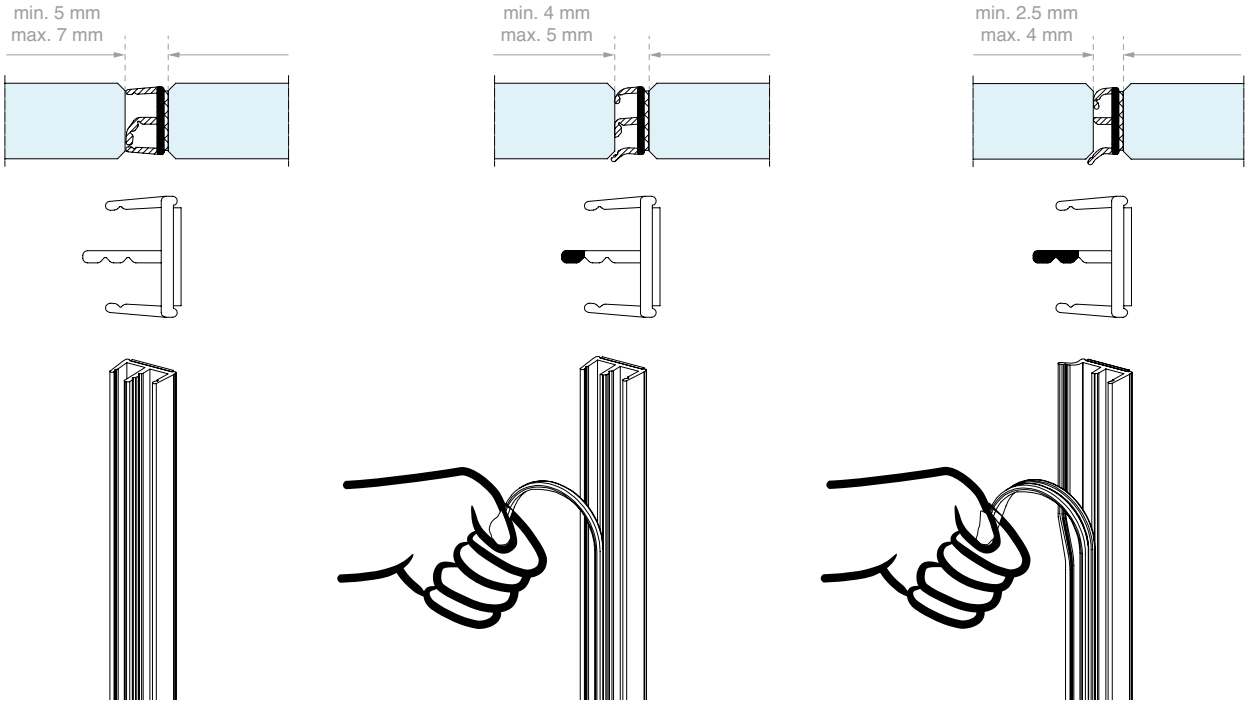

Art.	Para vidrios	Longitud	Cant.
GSL3000	De **8** a **13.5** mm	**3000** mm	1 Ud.

PLANTILLA DE MONTAJE GSL3000

Plantilla de plástico que permite la colocación en el centro del vidrio, a lo largo de toda la longitud del borde.
Para utilizar con Art. GSL3000

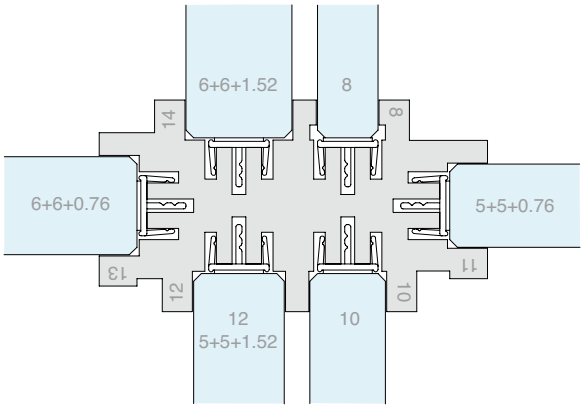





Art.	Para vidrios	Cant.
GSL812	De **8** a **13.5** mm	1 Ud.

TOALLITA DESENGRASANTE

Características: Toallita desechable empapada con alcohol isopropílico

Art.	Cant.
GSLSVL	1 Ud.



PERFIL INFERIOR
CON JUNTA GLASS 100 AUTOMATIC

Rango de uso: Cierres de rendijas en suelo para sellar contra el agua, el viento, el polvo, los insectos, el ruido y las fluctuaciones de temperatura.

Descripción: Junta automática bajo puerta con movimiento basculante con fricción (la junta desciende primero por el lado de la bisagra y después por el lado de la manilla).
Extracción del mecanismo lado bisagra después de efectuar la fijación.
Carrera 14 mm.
Muelles de acero cincado y bielas de empuje de PA 20% fibra de vidrio.
Perfiles de aluminio de aleación 6060 T6.
de acabado incluida.

Características: El mecanismo se puede extraer tanto por el lado bisagra como por el lado manilla, un sistema exclusivo (patentado).
Posibilidad de piezas de repuesto.
TIPO DE FIJACIÓN:
Con cinta adhesiva de doble cara de alta adhesión desde -40°C hasta +150°C
Acabado: /97 /R2

SISTEMA PARA INTERIOR
Dirección de cierre regulable con el mismo kit

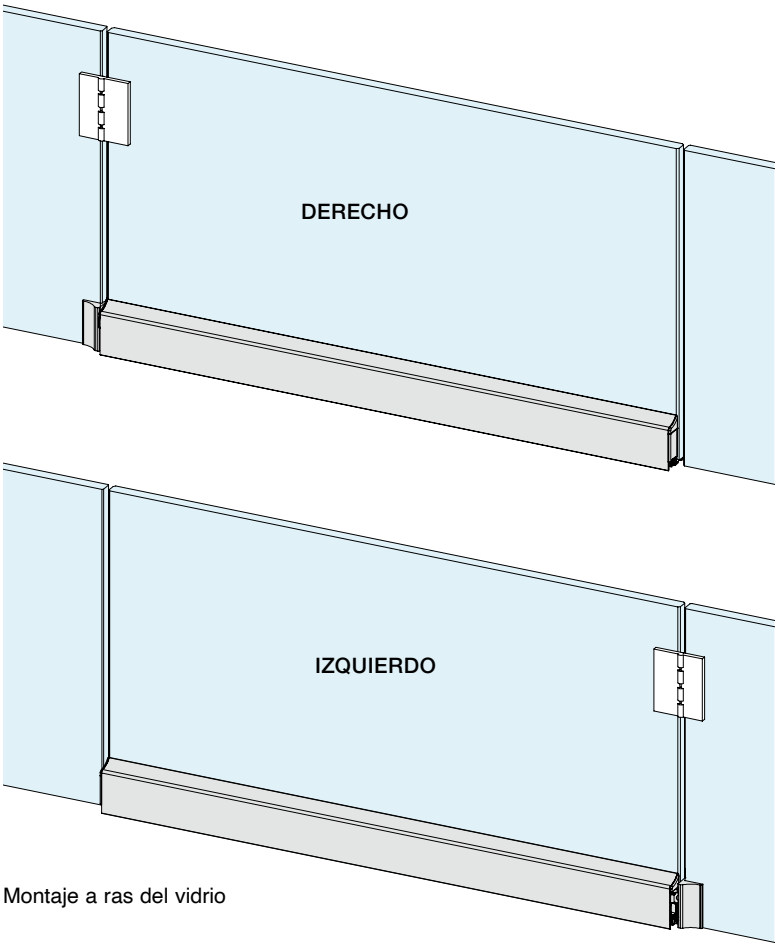

Montaje a ras del vidrio

Probado para 200.000 cierres.

ANODIZADO 8/15 MICRAS

SISTEMA PATENTADO

MANTENIMIENTO Y LIMPIEZA:
Puede lavarse con agua caliente y jabón neutro; utilizar un paño suave o una esponja no abrasiva.
Aclarar a fondo con agua limpia. Secar con un paño suave.

PERFILES HERMÉTICOS INFERIORES

BAJO PEDIDO longitud hasta 1500 mm

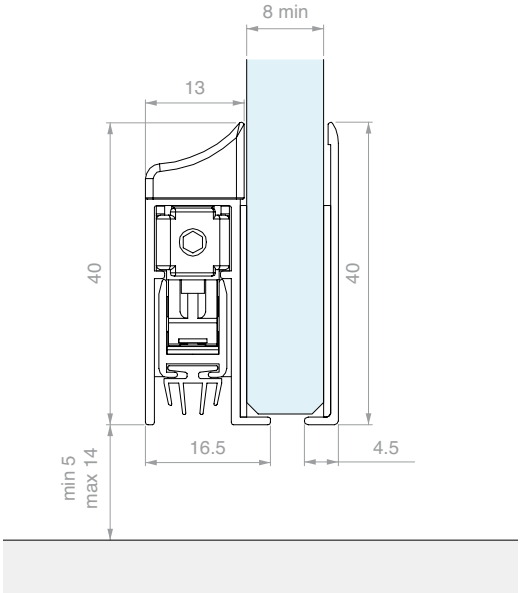

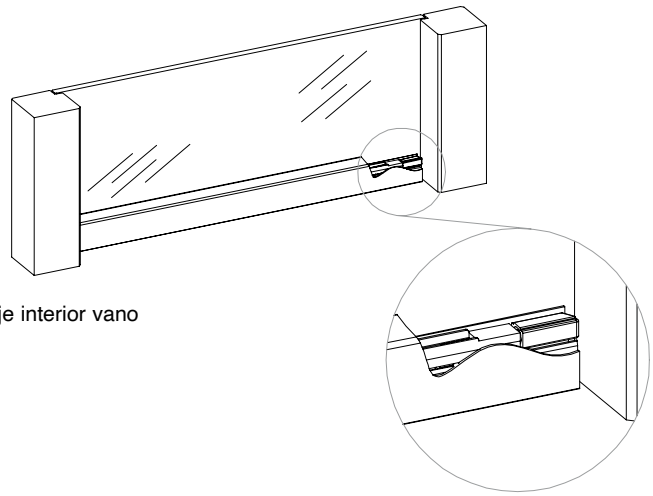

Montaje interior vano

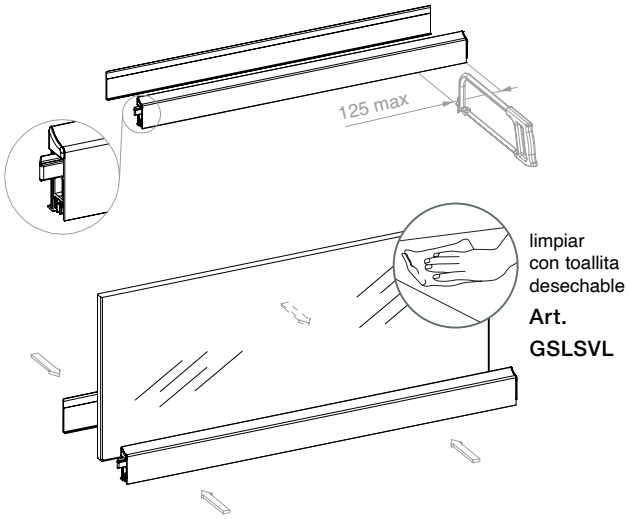

Aplicación con adhesivo de alta resistencia

KIT DE REENVÍO - INCLUIDO EN EL KIT

Material: plástico. Características: Kit de reenvío para puertas a ras de vidrio fijo.
Aplicación: sobre vidrio fijo con adhesivo de alta resistencia.

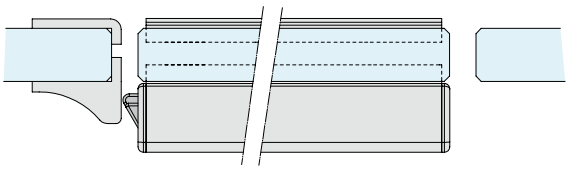

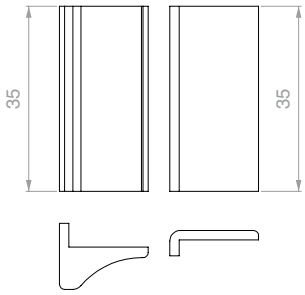

Art.	Longitud	Anchura del vidrio	Cant.
GS01875	**900** mm	mín. **775** - máx. **900** mm	1 Ud.
GS01100	**1025** mm	mín. **900** - máx. **1025** mm	1 Ud.



PERFIL INFERIOR CON CEPILLO GLASS 300 PIVOT

PARA PUERTAS PIVOTANTES Y DE BATIENTE

ANODIZADO 8/15 MICRAS

Rango de uso: Cierres de rendijas en el suelo para sellar contra el viento, el polvo, los insectos, el ruido y las fluctuaciones de temperatura. No es resistente al agua.

Descripción: Es una junta bajopuerta que cierra el hueco entre la puerta de vidrio y el suelo. Se puede instalar en todos los sistemas tradicionales con bisagra y en sistemas pivotantes con cierrapuertas de suelo (mediante un compensador previsto para la placa de la bisagra), adaptándose al desnivel gracias a un sistema autonivelador con muelle. El pelo sumamente fino del cepillo permite crear una barrera contra la penetración de polvo e insectos, sin obstaculizar la apertura de la puerta, incluso cuando el suelo es irregular. La junta bajopuerta está acabada con un anodizado elegante, tapas de cierre laterales y una cubierta trasera que oculta la aplicación de adhesivo en el lado opuesto.

Características: Aplicación con adhesivo de alta resistencia.

Movimiento autonivelador con muelle. Perfil de aluminio de aleación 6060 T6. Tapas de cierre de PA6 20%.

TIPO DE FIJACIÓN: Con cinta adhesiva de alta adhesión desde -40°C hasta +150°C

Acabado: /97

SISTEMA PATENTADO

COMBINABLES CON LA SERIE GLASS FITTING

BISAGRA INFERIOR GF100

Art. GF100 _ Pág. 000

CERROJO GL800

Art. GL800 _ Pág. 000

MANTENIMIENTO Y LIMPIEZA:

Puede lavarse con agua caliente y jabón neutro; utilizar un paño suave o una esponja no abrasiva.
Aclarar a fondo con agua limpia. Secar con un paño suave.

PERFILES HERMÉTICOS INFERIORES



BAJO PEDIDO longitud hasta 1430 mm

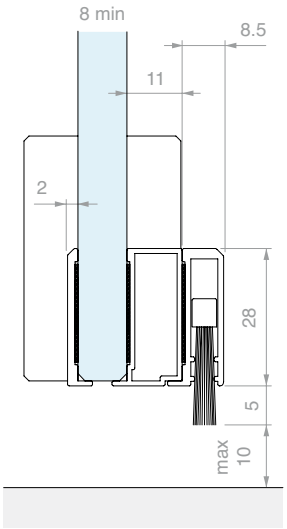

PARA PUERTAS PIVOTANTES

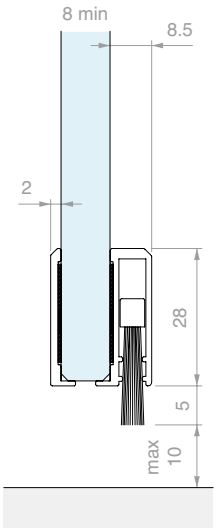

PARA INTERIOR

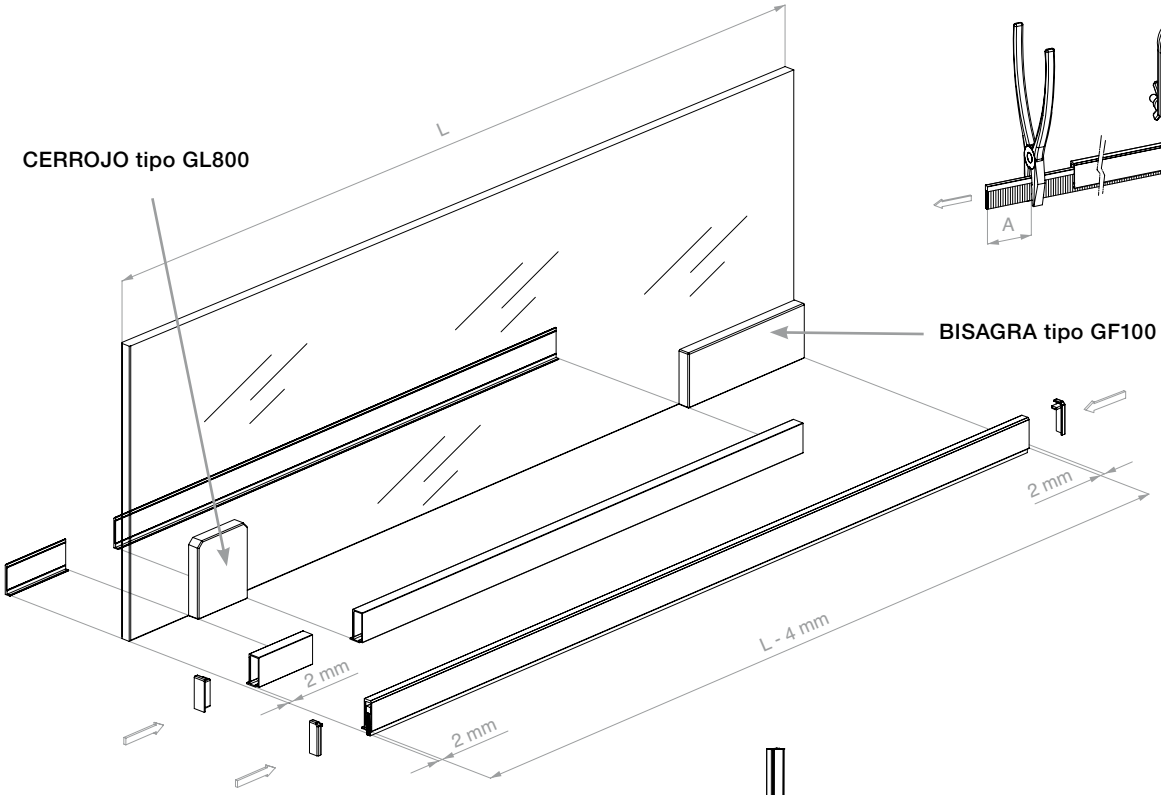

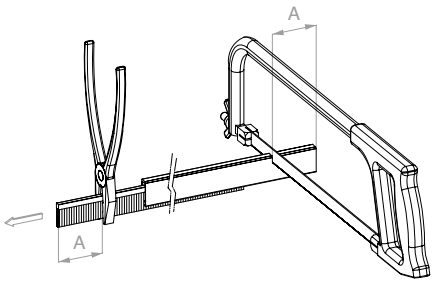

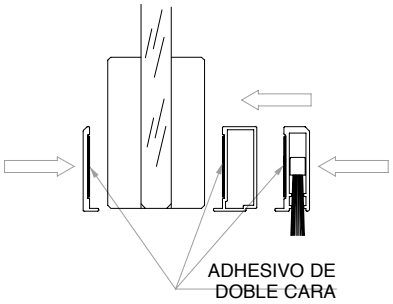

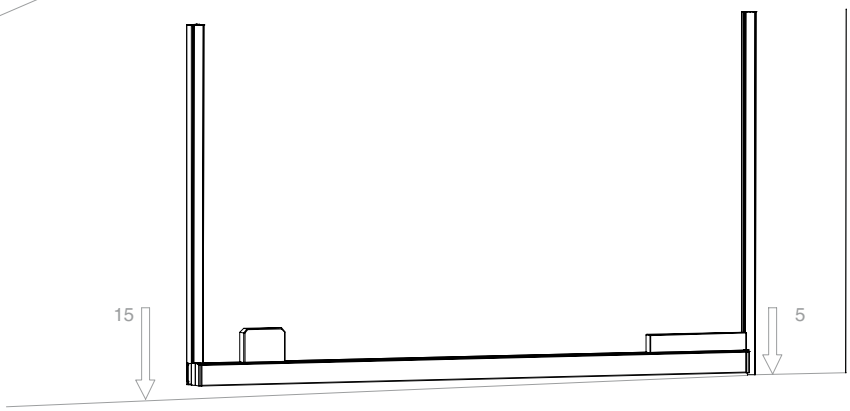

Art.	Longitud	Anchura del vidrio	Cant.
GSP03100	**1000** mm	máx. **1000** mm	1 Ud.

BARRAS Y POMOS

BARRA ANTIPÁNICO
Pág. 565

BARRAS CON CERRADURA
Pág. 585

BARRAS
Pág. 596

MANILLAS ADHESIVAS
Pág. 608

MANILLAS
Pág. 615

POMOS
Pág. 626

EN FOTO:
1 x MAPA 220 M/83
1 x MAPA 220/83

BARRA ANTIPÁNICO

Para las salidas antipánico es obligatorio instalar únicamente sistemas que cumplan la norma EN 1125 que está dedicada a los sistemas antipánico con dispositivos accionados por barras horizontales (BARRAS ANTIPÁ NICO tradicionales y touch-bar). **Dispositivos instalados principalmente en locales con público y con personal no formado en procedimientos de emergencia: cines, teatros, edificios destinados a actividades deportivas, etc.** Iseo Serrature ha conseguido del Instituto Warrington Certification Limited (WCL) el certificado de conformidad con EN 1125 según CPR 305/2011.

CLASIFICACIÓN IMPRESA EN EL PRODUCTO PARA IDENTIFICAR LAS CARACTERÍSTICAS ADECUADAS PARA CADA APLICACIÓN

	Categoría de uso	Duración cíclica	Masa de la puerta	Resistencia al fuego	Seguridad para las personas	Resistencia a la corrosión	Seguridad para los bienes	Saliente de la barra	Tipo de accionamiento de la barra
No apto para puertas cortafuegos/antihumo	3	7	6	0	1	4	2	2	A
Apto para puertas cortafuegos/antihumo	3	7	6	1	1	4	2	2	A

Categoría de uso. Existe una categoría única que prevé que la barra sea utilizada con mucha frecuencia por personas que no prestan demasiada atención y puede que se produzca un accidente o un uso indebido.
Duración cíclica. Hay dos categorías:
grado 6 = 100.000 ciclos
grado 7 = 200.000 ciclos
Masa de la puerta. Hay dos categorías:
grado 5 = hasta 100 kg,
grado 6 = hasta 200 kg.
Resistencia al fuego. Hay dos categorías:
grado 0 = no apto para puertas cortafuegos/antihumo
grado 1= apto para puertas cortafuegos/antihumo.
Seguridad para las personas. Hay una única categoría que representa el grado máximo alcanzable, con base en que los dispositivos antipánico deben garantizar la seguridad de las personas.
Resistencia a la corrosión. Hay dos categorías según la norma EN1670 : 2007
grado 3 = alta resistencia,
grado 4 = muy alta resistencia.
Seguridad para los bienes. Existe una única categoría que representa el grado mínimo conseguible con base en que la seguridad de los bienes se debe considerar secundaria con respecto a la de las personas.
Saliente de la barra. Hay dos categorías:
grado 1 = saliente de la barra hasta 150 mm (normal)
grado 2 = saliente de la barra hasta 100 mm (reducido)
Tipo de accionamiento de la barra. Hay 2 categorías:
A = antipánico accionado por una barra de empuje
B = antipánico accionado por una barra de contacto pulsador (Push-Bar).

Para más detalles consúltese el norma EN1125

El campo de aplicación de las BARRAS ANTIPÁNICO se define en la norma EN 1125 como sigue

Ancho máximo de la puerta	**1300 mm**
Altura máxima de la puerta	**2500 mm**
Masa máxima de la puerta	**200 kg**
Límites de temperatura de funcionamiento	**-20°C + 100°C**

Si las dimensiones de la puerta superan los valores indicados anteriormente, la puerta ya no entra en el ámbito de aplicación de la norma EN 1125 y, por lo tanto , la certificación del producto deja de ser válida. Para puertas con una masa de hasta 200 kg, una altura máxima de hasta 3200 mm y una anchura de hasta 1500 mm, ISEO declara que las prestaciones de la barra son iguales a las exigidas por la norma.

Nota
La longitud útil de la barra (dimensión X) debe ser lo más próxima posible a la anchura útil (dimensión Y) de la puerta para la que se aconseja. En cualquier caso, nunca menos del 60% (véase la figura).
Para la masa de la puerta, el campo de aplicación límite sigue siendo el máximo especificado por la norma.

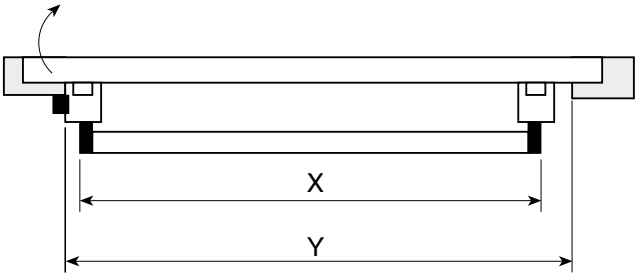

KIT ANTIPÁNICO HOJA INDIVIDUAL SIN MANILLA EXTERNA

10/15

Material: Aluminio, acero, zamak

Acabado: /56 /83

APERTURA EXTERIOR REVERSIBLE

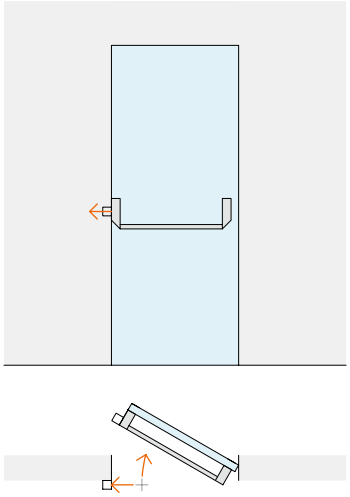

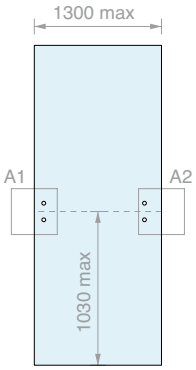

Kit formado por:

Art.	Descripción	Cant.
MAP101	Pestillo / palancas / cárter	1 Ud.
MAP103	Barra horizontal oval	1 Ud.
MAP107	Pareja de cerraderos para barra sin mando	1 Ud.

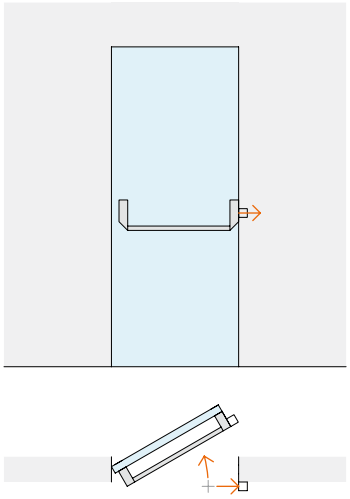

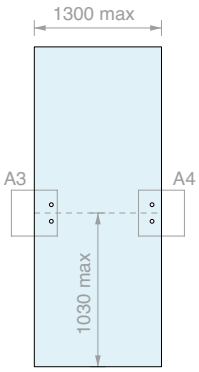

Art.	Cant.
MAP-BASE	1 Ud.

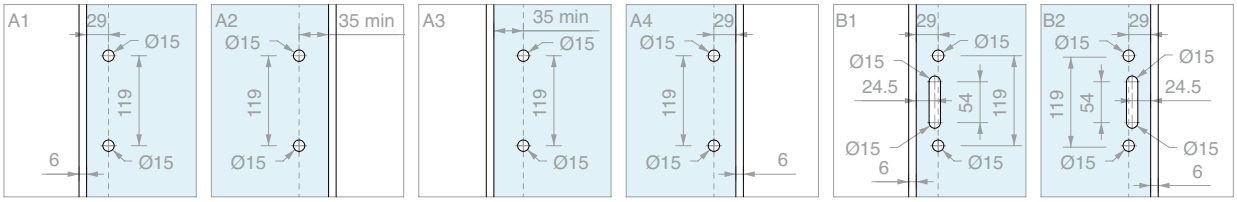

KIT ANTIPÁNICO HOJA INDIVIDUAL CON MANILLA EXTERNA

10/15

Material: Aluminio, acero, zamak

Acabado: /56 /83

APERTURA EXTERIOR DERECHA

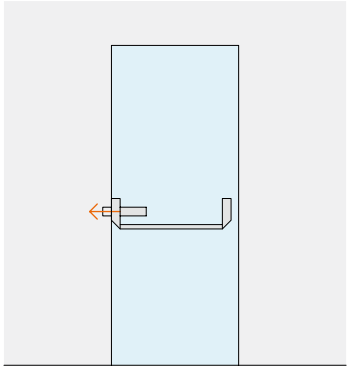

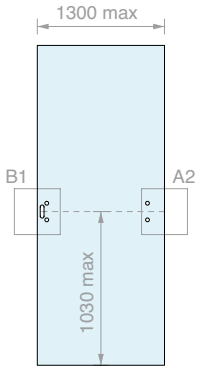

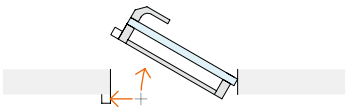

Kit formado por:

Art.	Descripción	Cant.
MAP101	Pestillo / palancas / cárter	1 Ud.
MAP103	Barra horizontal oval	1 Ud.
MAP105	Manilla externa	1 Ud.
MAP111	Mando externo izquierdo	1 Ud.

Art.	Versión	Cant.
MAP-BASEMSX	Izquierda	1 Ud.

APERTURA EXTERIOR IZQUIERDA

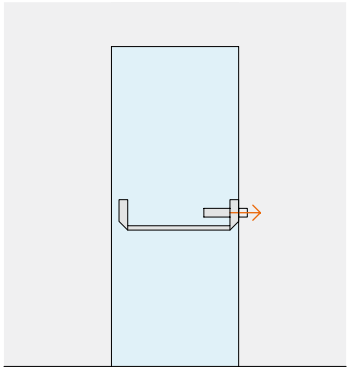

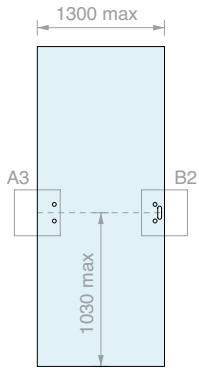

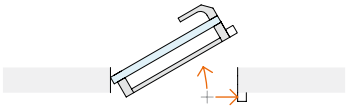

Kit formado por:

Art.	Descripción	Cant.
MAP101	Pestillo / palancas / cárter	1 Ud.
MAP103	Barra horizontal oval	1 Ud.
MAP105	Manilla externa	1 Ud.
MAP109	Mando externo derecho	1 Ud.

Art.	Versión	Cant.
MAP-BASEMDX	Derecha	1 Ud.

KIT ANTIPÁNICO HOJA INDIVIDUAL
SIN MANILLA EXTERNA CON CERROJOS BOLT

10/15

Material: Aluminio, acero, zamak

Acabado: /56 /83

APERTURA EXTERIOR REVERSIBLE

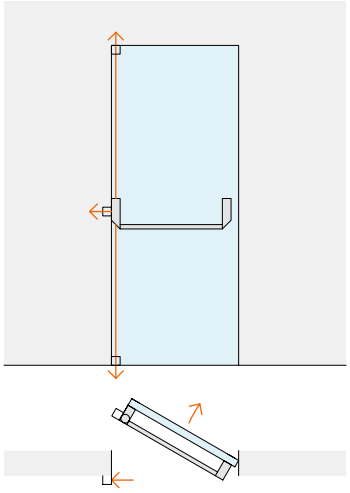

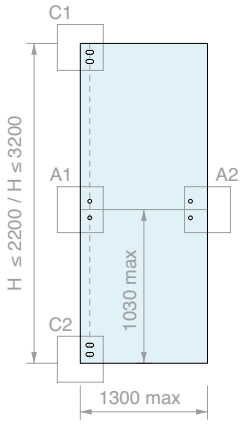

Kit formado por:

Art.	Descripción	Cant.
MAP101-BOLT	Pestillo / palancas / cárter / cerrojo	1 Ud.
MAP103	Barra horizontal oval	1 Ud.
MAP107	Pareja de cerraderos para barra sin mando	1 Ud.
MAP113 / **MAP114**	Pareja de cerrojos Bolt - H 2200 mm Pareja de cerrojos Bolt - H 3200 mm	1 Ud.
MAP115 / **MAP116**	Pareja de cerraderos para cerrojos Bolt - H 2200 mm Pareja de cerraderos para cerrojos Bolt - H 3200 mm	1 Ud.

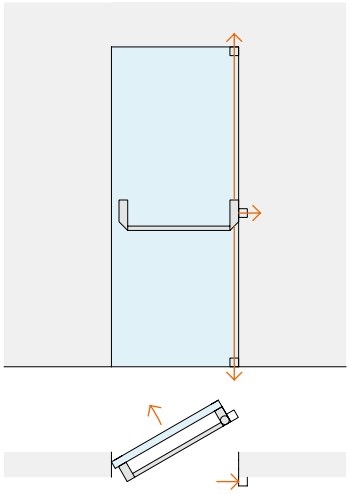

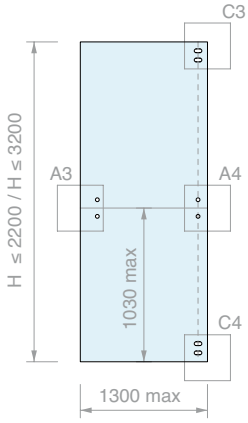

Art.	H máx. puerta	Cant.
MAP-A220	**2200** mm	1 Ud.
MAP-A320	**3200** mm	1 Ud.

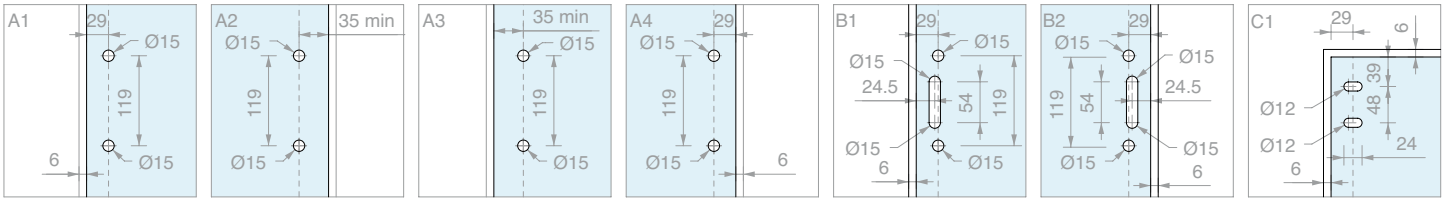

KIT ANTIPÁNICO HOJA INDIVIDUAL CON MANILLA EXTERNA Y CERROJOS BOLT

10/15

Material: Aluminio, acero, zamak

Acabado: /56 /83

APERTURA EXTERIOR IZQUIERDA

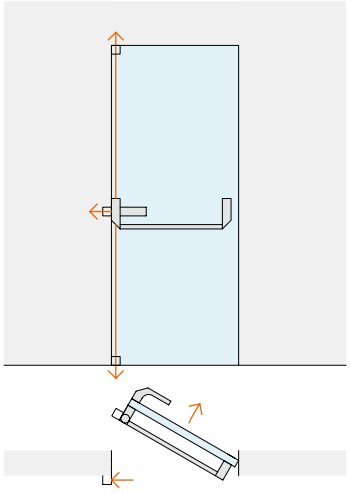

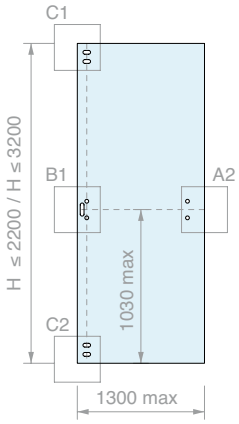

Kit formado por:

Art.	Descripción	Cant.
MAP101-BOLT	Pestillo / palancas / cárter / cerrojo	1 Ud.
MAP103	Barra horizontal oval	1 Ud.
MAP113 / **MAP114**	Pareja de cerrojos Bolt - H 2200 mm Pareja de cerrojos Bolt - H 3200 mm	1 Ud.
MAP115 / **MAP116**	Pareja de cerraderos para cerrojos Bolt - H 2200 mm Pareja de cerraderos para cerrojos Bolt - H 3200 mm	1 Ud.
MAP105	Manilla externa	1 Ud.
MAP111	Mando externo izquierdo	1 Ud.

Art.	H máx. puerta	Versión	Cant.
MAP-A220MSX	**2200** mm	Izquierda	1 Ud.
MAP-A320MSX	**3200** mm	Izquierda	1 Ud.

APERTURA EXTERIOR DERECHA

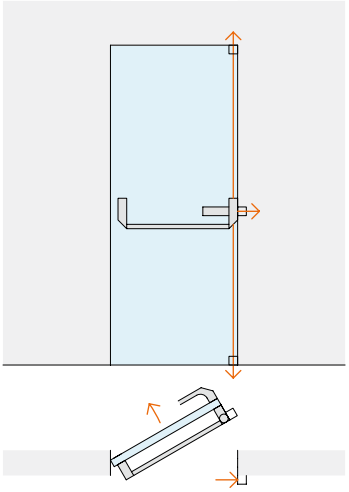

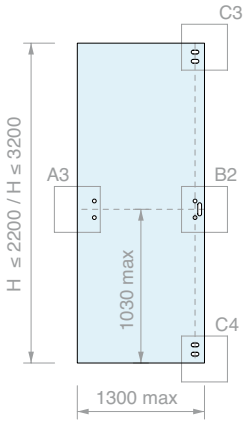

Kit formado por:

Art.	Descripción	Cant.
MAP101-BOLT	Pestillo / palancas / cárter / cerrojo	1 Ud.
MAP103	Barra horizontal oval	1 Ud.
MAP113 / **MAP114**	Pareja de cerrojos Bolt - H 2200 mm Pareja de cerrojos Bolt - H 3200 mm	1 Ud.
MAP115 / **MAP116**	Pareja de cerraderos para cerrojos Bolt - H 2200 mm Pareja de cerraderos para cerrojos Bolt - H 3200 mm	1 Ud.
MAP105	Manilla externa	1 Ud.
MAP109	Mando externo derecho	1 Ud.

Art.	H máx. puerta	Versión	Cant.
MAP-A220MDX	**2200** mm	Derecha	1 Ud.
MAP-A320MDX	**3200** mm	Derecha	1 Ud.

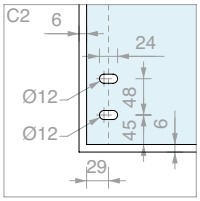

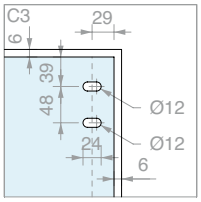

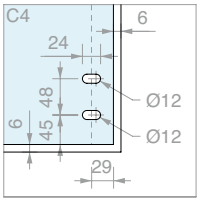

KIT ANTIPÁNICO HOJA INDIVIDUAL SIN MANILLA EXTERNA CON CERROJOS BOLT Y TRAGALUZ

10/15

Material: Aluminio, acero, zamak

Acabado: /56 /83

APERTURA EXTERIOR REVERSIBLE

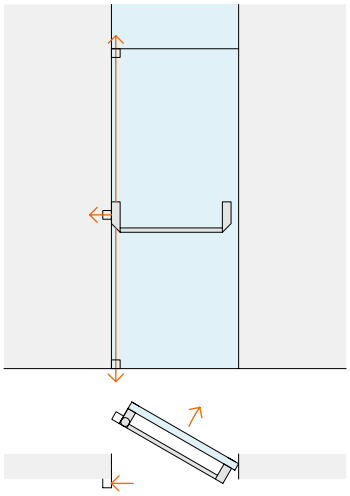

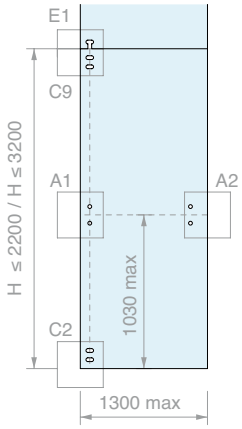

Kit formado por:

Art.	Descripción	Cant.
MAP101-BOLT	Pestillo / palancas / cárter / cerrojo	1 Ud.
MAP103	Barra horizontal oval	1 Ud.
MAP107	Pareja de cerraderos para barra sin mando	1 Ud.
MAP113 / **MAP114**	Pareja de cerrojos Bolt - H 2200 mm Pareja de cerrojos Bolt - H 3200 mm	1 Ud.
MAP115 / **MAP116**	Pareja de cerraderos para cerrojos Bolt - H 2200 mm Pareja de cerraderos para cerrojos Bolt - H 3200 mm	1 Ud.
MAP119	Cerradero superior cerrojo Bolt	1 Ud.

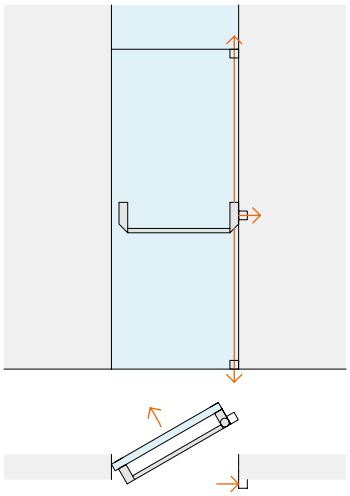

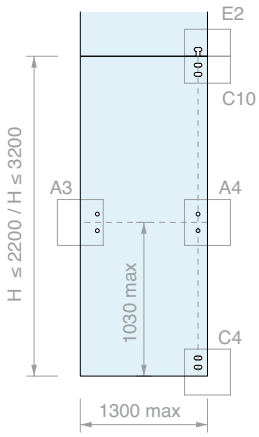

Art.	H máx. puerta	Cant.
MAP-B220	**2200** mm	1 Ud.
MAP-B320	**3200** mm	1 Ud.

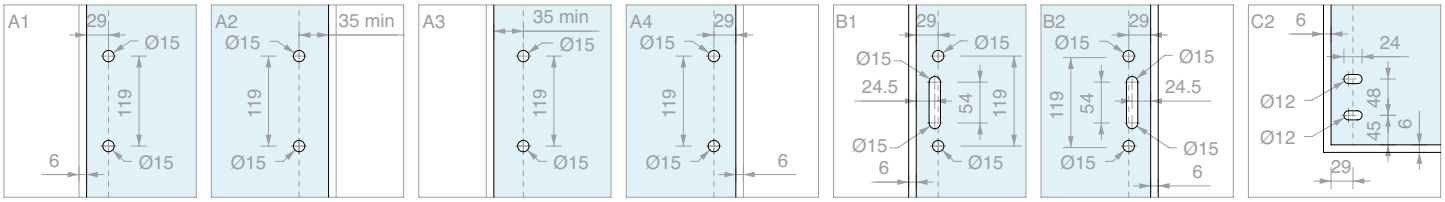

KIT ANTIPÁNICO HOJA INDIVIDUAL CON MANILLA EXTERNA, CERROJOS BOLT Y TRAGALUZ

10/15

Material: Aluminio, acero, zamak

Acabado: /56 /83

APERTURA EXTERIOR IZQUIERDA

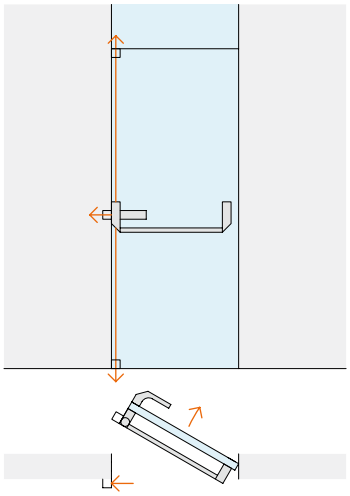

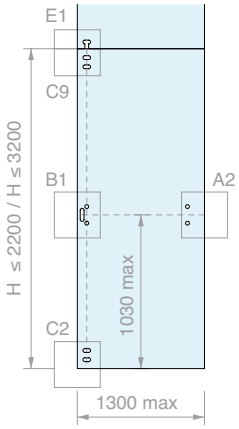

Kit formado por:

Art.	Descripción	Cant.
MAP101-BOLT	Pestillo / palancas / cárter / cerrojo	1 Ud.
MAP103	Barra horizontal oval	1 Ud.
MAP113 / **MAP114**	Pareja de cerrojos Bolt - H 2200 mm Pareja de cerrojos Bolt - H 3200 mm	1 Ud.
MAP115 / **MAP116**	Pareja de cerraderos para cerrojos Bolt - H 2200 mm Pareja de cerraderos para cerrojos Bolt - H 3200 mm	1 Ud.
MAP119	Cerradero superior cerrojo Bolt	1 Ud.
MAP105	Manilla externa	1 Ud.
MAP111	Mando externo izquierdo	1 Ud.

Art.	H máx. puerta	Versión	Cant.
MAP-B220MSX	**2200** mm	Izquierda	1 Ud.
MAP-B320MSX	**3200** mm	Izquierda	1 Ud.

APERTURA EXTERIOR DERECHA

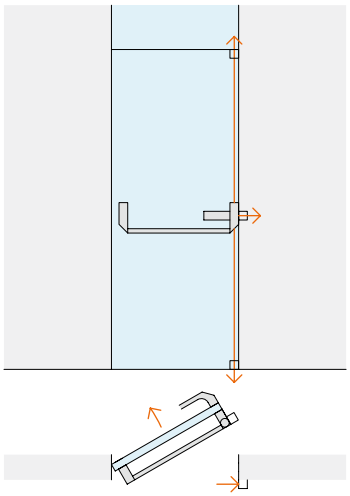

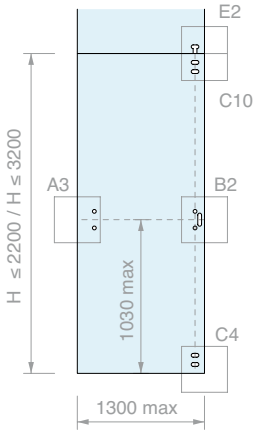

Kit formado por:

Art.	Descripción	Cant.
MAP101-BOLT	Pestillo / palancas / cárter / cerrojo	1 Ud.
MAP103	Barra horizontal oval	1 Ud.
MAP113 / **MAP114**	Pareja de cerrojos Bolt - H 2200 mm Pareja de cerrojos Bolt - H 3200 mm	1 Ud.
MAP115 / **MAP116**	Pareja de cerraderos para cerrojos Bolt - H 2200 mm Pareja de cerraderos para cerrojos Bolt - H 3200 mm	1 Ud.
MAP119	Cerradero superior cerrojo Bolt	1 Ud.
MAP105	Manilla externa	1 Ud.
MAP109	Mando externo derecho	1 Ud.

Art.	H máx. puerta	Versión	Cant.
MAP-B220MDX	**2200** mm	Derecha	1 Ud.
MAP-B320MDX	**3200** mm	Derecha	1 Ud.

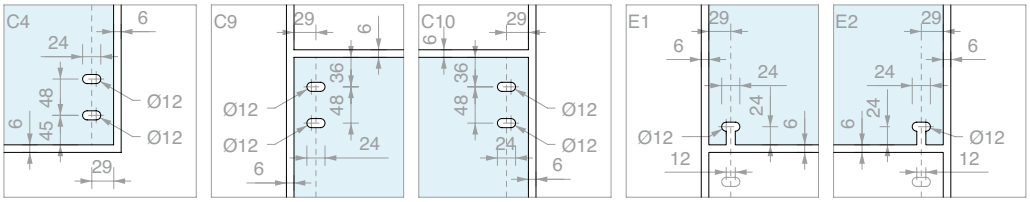

KIT ANTIPÁNICO HOJA INDIVIDUAL SIN MANILLA EXTERNA CON CERROJOS BOLT Y VIDRIO FIJO

10/15

Material: Aluminio, acero, zamak

Acabado: /56 /83

APERTURA EXTERIOR REVERSIBLE

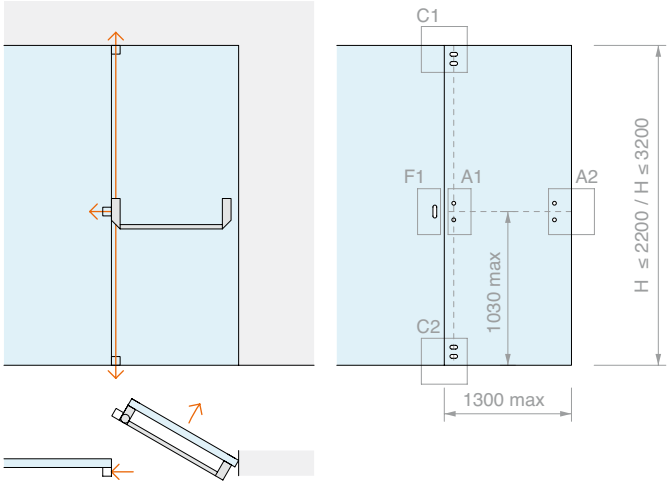

Kit formado por:

Art.	Descripción	Cant.
MAP101-BOLT	Pestillo / palancas / cárter / cerrojo	1 Ud.
MAP103	Barra horizontal oval	1 Ud.
MAP107	Pareja de cerraderos para barra sin mando	1 Ud.
MAP113 / **MAP114**	Pareja de cerrojos Bolt - H 2200 mm Pareja de cerrojos Bolt - H 3200 mm	1 Ud.
MAP115 / **MAP116**	Pareja de cerraderos para cerrojos Bolt - H 2200 mm Pareja de cerraderos para cerrojos Bolt - H 3200 mm	1 Ud.
MAP117	Cerradero lateral para vidrio fijo	1 Ud.

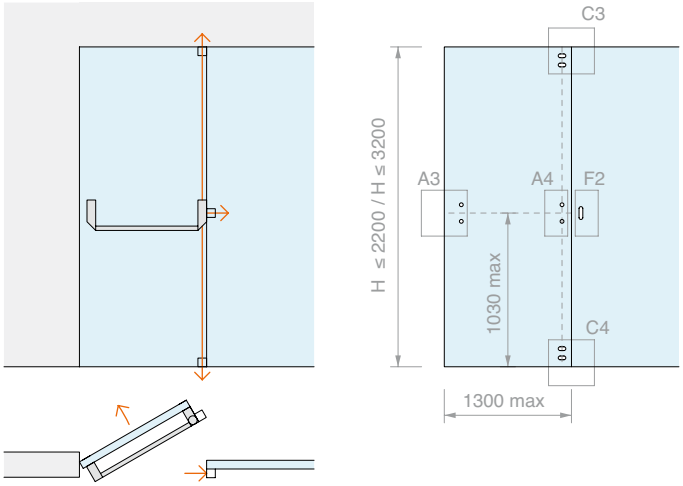

Art.	H máx. puerta	Cant.
MAP-C220	**2200** mm	1 Ud.
MAP-C320	**3200** mm	1 Ud.

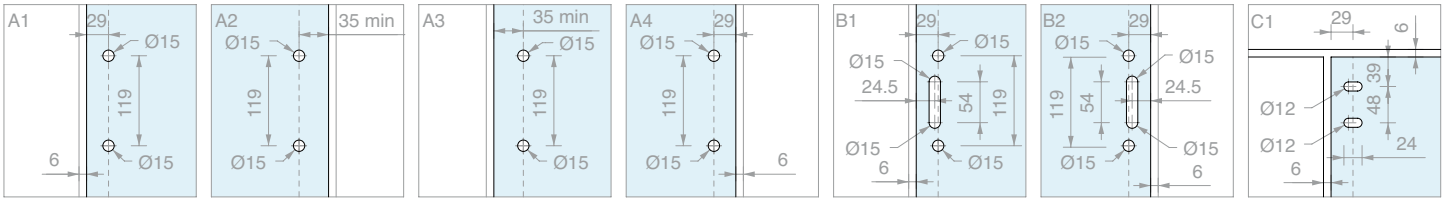

KIT ANTIPÁNICO HOJA INDIVIDUAL CON MANILLA EXTERNA, CERROJOS BOLT Y VIDRIO FIJO

10/15

Material: Aluminio, acero, zamak

Acabado: /56 /83

APERTURA EXTERIOR IZQUIERDA

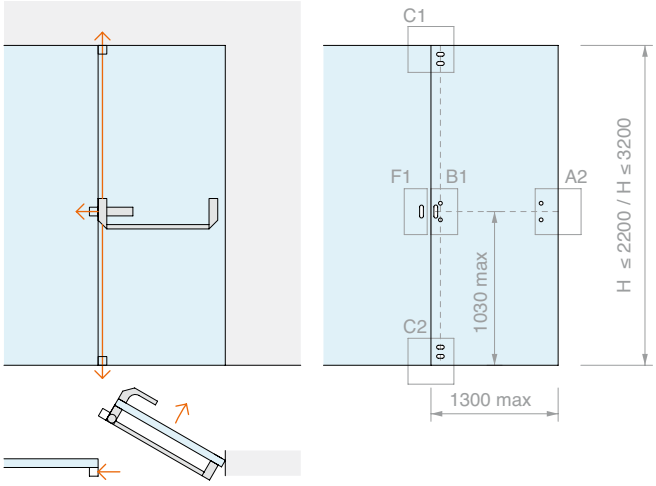

Kit formado por:

Art.	Descripción	Cant.
MAP101-BOLT	Pestillo / palancas / cárter / cerrojo	1 Ud.
MAP103	Barra horizontal oval	1 Ud.
MAP117	Cerradero lateral para vidrio fijo	1 Ud.
MAP113 / **MAP114**	Pareja de cerrojos Bolt - H 2200 mm Pareja de cerrojos Bolt - H 3200 mm	1 Ud.
MAP115 / **MAP116**	Pareja de cerraderos para cerrojos Bolt - H 2200 mm Pareja de cerraderos para cerrojos Bolt - H 3200 mm	1 Ud.
MAP105	Manilla externa	1 Ud.
MAP111	Mando externo izquierdo	1 Ud.

Art.	H máx. puerta	Versión	Cant.
MAP-C220MSX	**2200** mm	Izquierda	1 Ud.
MAP-C320MSX	**3200** mm	Izquierda	1 Ud.

APERTURA EXTERIOR DERECHA

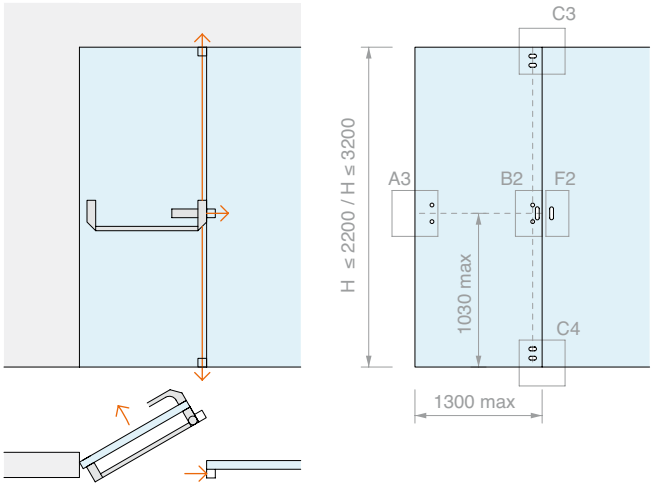

Kit formado por:

Art.	Descripción	Cant.
MAP101-BOLT	Pestillo / palancas / cárter / cerrojo	1 Ud.
MAP103	Barra horizontal oval	1 Ud.
MAP117	Cerradero lateral para vidrio fijo	1 Ud.
MAP113 / **MAP114**	Pareja de cerrojos Bolt - H 2200 mm Pareja de cerrojos Bolt - H 3200 mm	1 Ud.
MAP115 / **MAP116**	Pareja de cerraderos para cerrojos Bolt - H 2200 mm Pareja de cerraderos para cerrojos Bolt - H 3200 mm	1 Ud.
MAP105	Manilla externa	1 Ud.
MAP109	Mando externo derecho	1 Ud.

Art.	H máx. puerta	Versión	Cant.
MAP-C220MDX	**2200** mm	Derecha	1 Ud.
MAP-C320MDX	**3200** mm	Derecha	1 Ud.

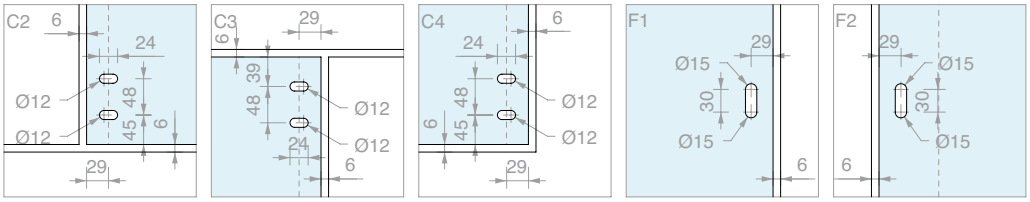

KIT ANTIPÁNICO HOJA INDIVIDUAL SIN MANILLA EXTERNA CON CERROJOS BOLT, TRAGALUZ Y VIDRIO FIJO

10/15

Material: Aluminio, acero, zamak

Acabado: /56 /83

APERTURA EXTERIOR REVERSIBLE

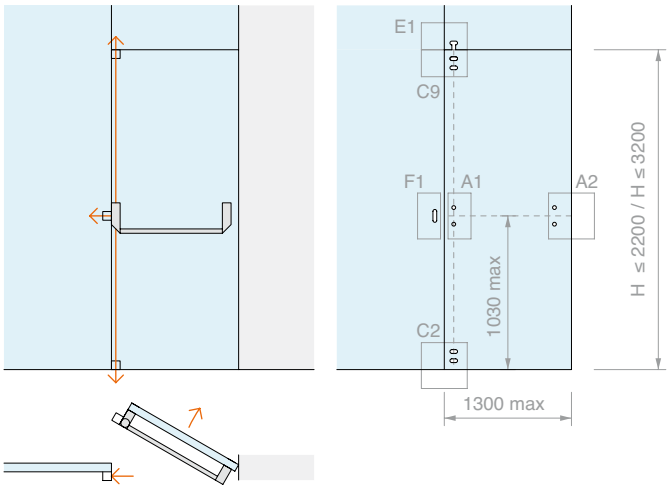

Kit formado por:

Art.	Descripción	Cant.
MAP101-BOLT	Pestillo / palancas / cárter / cerrojo	1 Ud.
MAP103	Barra horizontal oval	1 Ud.
MAP107	Pareja de cerraderos para barra sin mando	1 Ud.
MAP113	Pareja de cerrojos Bolt - H 2200 mm	1 Ud.
/ **MAP114**	Pareja de cerrojos Bolt - H 3200 mm	
MAP115	Pareja de cerraderos para cerrojos Bolt - H 2200 mm	1 Ud.
/ **MAP116**	Pareja de cerraderos para cerrojos Bolt - H 3200 mm	
MAP117	Cerradero lateral para vidrio fijo	1 Ud.
MAP119	Cerradero superior cerrojo Bolt	1 Ud.

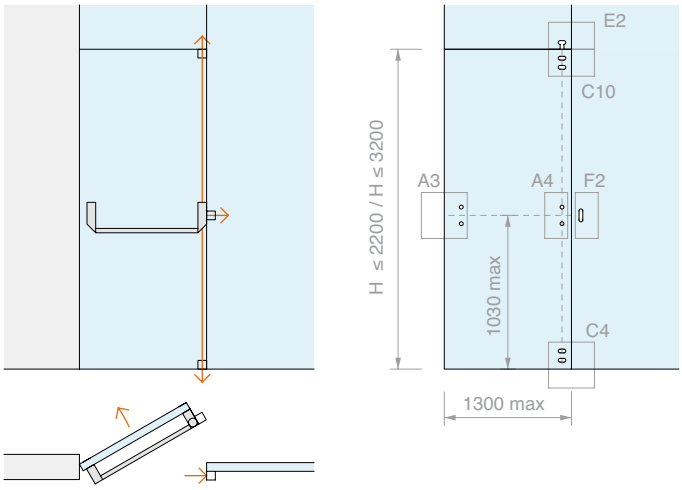

Art.	H máx. puerta	Cant.
MAP-E220	**2200** mm	1 Ud.
MAP-E320	**3200** mm	1 Ud.

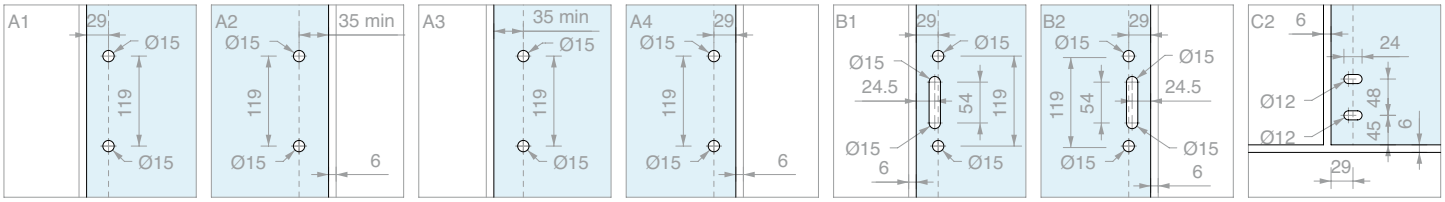

KIT ANTIPÁNICO HOJA INDIVIDUAL CON MANILLA EXTERNA, CERROJOS BOLT, TRAGALUZ Y VIDRIO FIJO

Material: Aluminio, acero, zamak

Acabado: /56 /83

APERTURA EXTERIOR IZQUIERDA

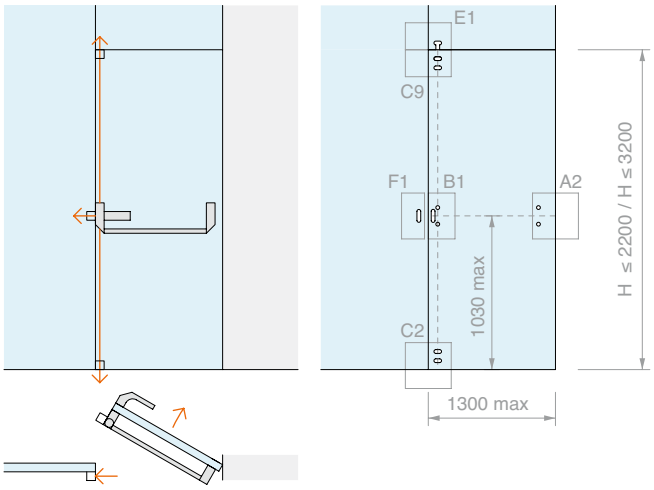

Kit formado por:

Art.	Descripción	Cant.
MAP101-BOLT	Pestillo / palancas / cárter / cerrojo	1 Ud.
MAP103	Barra horizontal oval	1 Ud.
MAP117	Cerradero lateral para vidrio fijo	1 Ud.
MAP113 / **MAP114**	Pareja de cerrojos Bolt - H 2200 mm Pareja de cerrojos Bolt - H 3200 mm	1 Ud.
MAP115 / **MAP116**	Pareja de cerraderos para cerrojos Bolt - H 2200 mm Pareja de cerraderos para cerrojos Bolt - H 3200 mm	1 Ud.
MAP119	Cerradero superior cerrojo Bolt	1 Ud.
MAP105	Manilla externa	1 Ud.
MAP111	Mando externo izquierdo	1 Ud.

Art.	H máx. puerta	Versión	Cant.
MAP-E220MSX	**2200** mm	Izquierda	1 Ud.
MAP-E320MSX	**3200** mm	Izquierda	1 Ud.

APERTURA EXTERIOR DERECHA

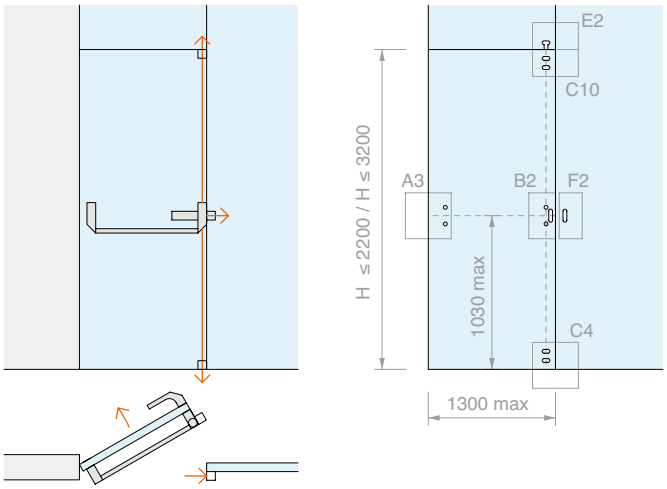

Kit formado por:

Art.	Descripción	Cant.
MAP101-BOLT	Pestillo / palancas / cárter / cerrojo	1 Ud.
MAP103	Barra horizontal oval	1 Ud.
MAP117	Cerradero lateral para vidrio fijo	1 Ud.
MAP113 / **MAP114**	Pareja de cerrojos Bolt - H 2200 mm Pareja de cerrojos Bolt - H 3200 mm	1 Ud.
MAP115 / **MAP116**	Pareja de cerraderos para cerrojos Bolt - H 2200 mm Pareja de cerraderos para cerrojos Bolt - H 3200 mm	1 Ud.
MAP119	Cerradero superior cerrojo Bolt	1 Ud.
MAP105	Manilla externa	1 Ud.
MAP109	Mando externo derecho	1 Ud.

Art.	H máx. puerta	Versión	Cant.
MAP-E220MDX	**2200** mm	Derecha	1 Ud.
MAP-E320MDX	**3200** mm	Derecha	1 Ud.

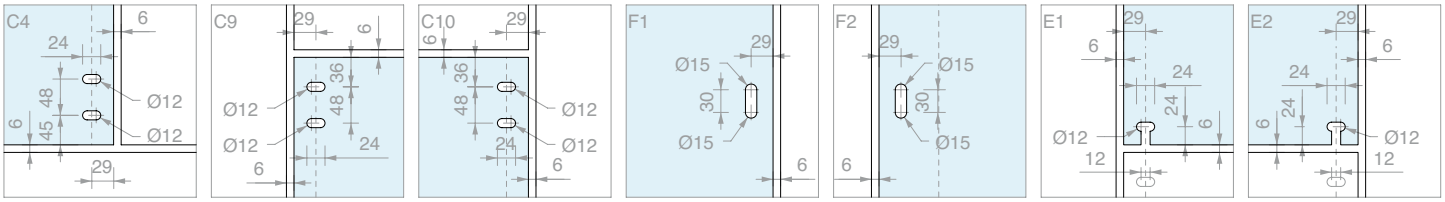

KIT ANTIPÁNICO HOJA DOBLE, UNA CON CERROJOS BOLT, SIN MANILLA EXTERNA

10/15

Material: Aluminio, acero, zamak

Acabado: /56 /83

APERTURA EXTERIOR REVERSIBLE

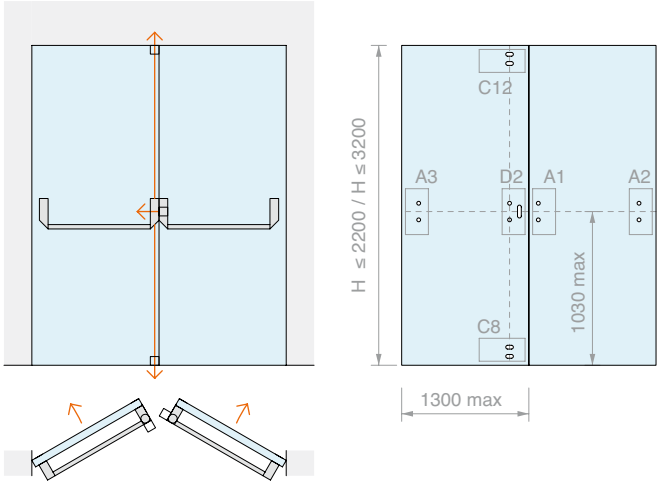

Kit formado por:

Art.	Descripción	Cant.
MAP101-BOLT	Pestillo / palancas / cárter / cerrojo	1 Ud.
MAP101	Pestillo / palancas / cárter	1 Ud.
MAP103	Barra horizontal oval	2 Uds.
MAP107	Pareja de cerraderos para barra sin mando	2 Uds.
MAP113 / **MAP114**	Pareja de cerrojos Bolt - H 2200 mm Pareja de cerrojos Bolt - H 3200 mm	1 Ud.
MAP115 / **MAP116**	Pareja de cerraderos para cerrojos Bolt - H 2200 mm Pareja de cerraderos para cerrojos Bolt - H 3200 mm	1 Ud.
MAP117	Cerradero lateral para vidrio fijo	1 Ud.

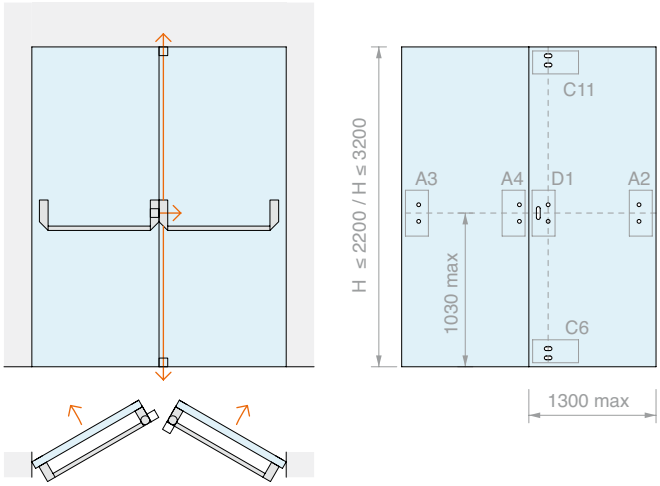

Art.	H máx. puerta	Cant.
MAP-F220	**2200** mm	1 Ud.
MAP-F320	**3200** mm	1 Ud.

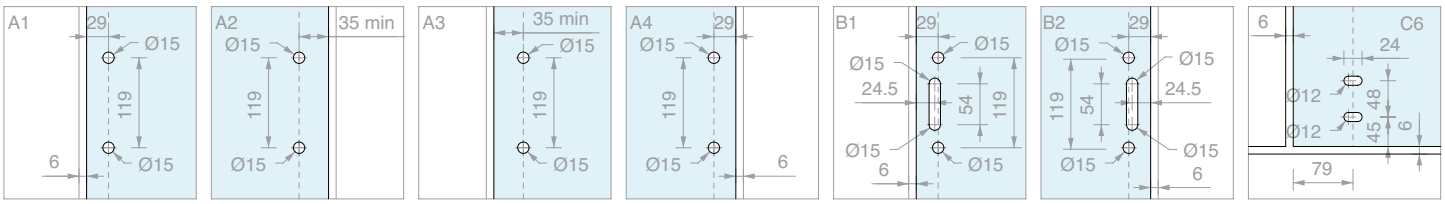

KIT ANTIPÁNICO HOJA DOBLE, UNA CON CERROJOS BOLT Y MANILLA EXTERNA

10/15

Material: Aluminio, acero, zamak

Acabado: /56 /83

APERTURA EXTERIOR IZQUIERDA

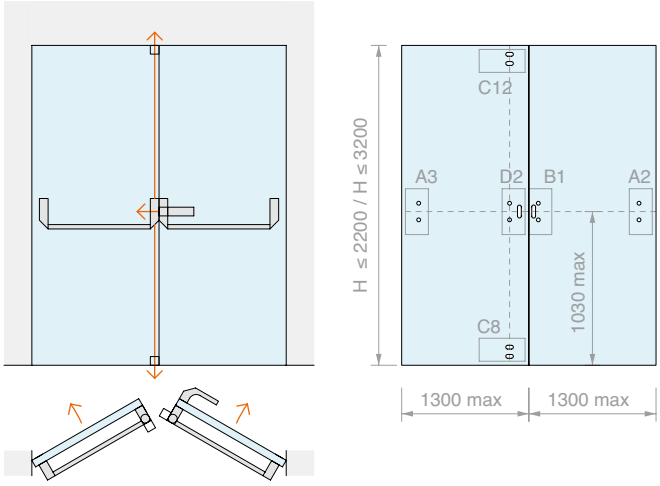

Kit formado por:

Art.	Descripción	Cant.
MAP101-BOLT	Pestillo / palancas / cárter / cerrojo	1 Ud.
MAP101	Pestillo / palancas / cárter	1 Ud.
MAP103	Barra horizontal oval	2 Uds.
MAP107	Pareja de cerraderos para barra sin mando	1 Ud.
MAP113 / **MAP114**	Pareja de cerrojos Bolt - H 2200 mm Pareja de cerrojos Bolt - H 3200 mm	1 Ud.
MAP115 / **MAP116**	Pareja de cerraderos para cerrojos Bolt - H 2200 mm Pareja de cerraderos para cerrojos Bolt - H 3200 mm	1 Ud.
MAP117	Cerradero lateral para vidrio fijo	1 Ud.
MAP105	Manilla externa	1 Ud.
MAP111	Mando externo izquierdo	1 Ud.

Art.	H máx. puerta	Versión	Cant.
MAP-F220MSX	**2200** mm	Izquierda	1 Ud.
MAP-F320MSX	**3200** mm	Izquierda	1 Ud.

APERTURA EXTERIOR DERECHA

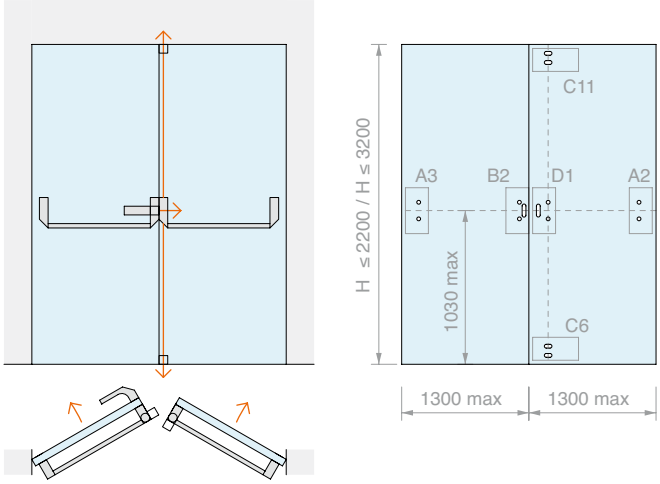

Kit formado por:

Art.	Descripción	Cant.
MAP101-BOLT	Pestillo / palancas / cárter / cerrojo	1 Ud.
MAP101	Pestillo / palancas / cárter	1 Ud.
MAP103	Barra horizontal oval	2 Uds.
MAP107	Pareja de cerraderos para barra sin mando	1 Ud.
MAP113 / **MAP114**	Pareja de cerrojos Bolt - H 2200 mm Pareja de cerrojos Bolt - H 3200 mm	1 Ud.
MAP115 / **MAP116**	Pareja de cerraderos para cerrojos Bolt - H 2200 mm Pareja de cerraderos para cerrojos Bolt - H 3200 mm	1 Ud.
MAP117	Cerradero lateral para vidrio fijo	1 Ud.
MAP105	Manilla externa	1 Ud.
MAP109	Mando externo derecho	1 Ud.

Art.	H máx. puerta	Versión	Cant.
MAP-F220MDX	**2200** mm	Derecha	1 Ud.
MAP-F320MDX	**3200** mm	Derecha	1 Ud.

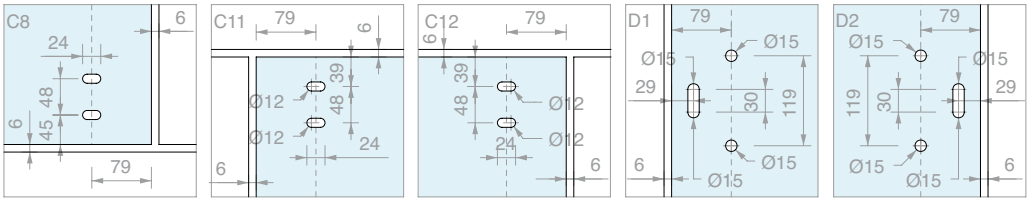

KIT ANTIPÁNICO HOJA DOBLE, UNA CON CERROJOS BOLT Y TRAGALUZ, SIN MANILLA EXTERNA

10/15

Material: Aluminio, acero, zamak

Acabado: /56 /83

APERTURA EXTERIOR REVERSIBLE

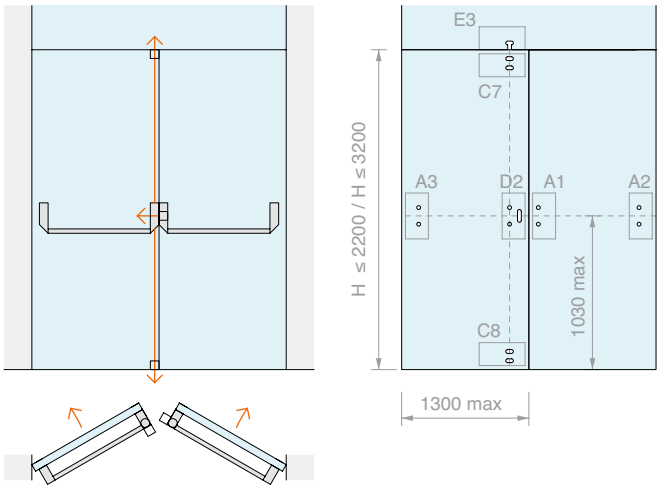

Kit formado por:

Art.	Descripción	Cant.
MAP101-BOLT	Pestillo / palancas / cárter / cerrojo	1 Ud.
MAP101	Pestillo / palancas / cárter	1 Ud.
MAP103	Barra horizontal oval	2 Uds.
MAP107	Pareja de cerraderos para barra sin mando	2 Uds.
MAP113 / **MAP114**	Pareja de cerrojos Bolt - H 2200 mm Pareja de cerrojos Bolt - H 3200 mm	1 Ud.
MAP115 / **MAP116**	Pareja de cerraderos para cerrojos Bolt - H 2200 mm Pareja de cerraderos para cerrojos Bolt - H 3200 mm	1 Ud.
MAP117	Cerradero lateral para vidrio fijo	1 Ud.
MAP119	Cerradero superior cerrojo Bolt	1 Ud.

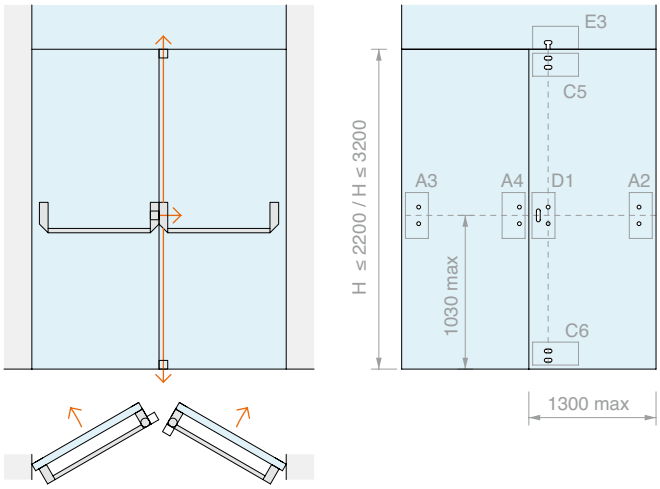

Art.	H máx. puerta	Cant.
MAP-G220	**2200** mm	1 Ud.
MAP-G320	**3200** mm	1 Ud.

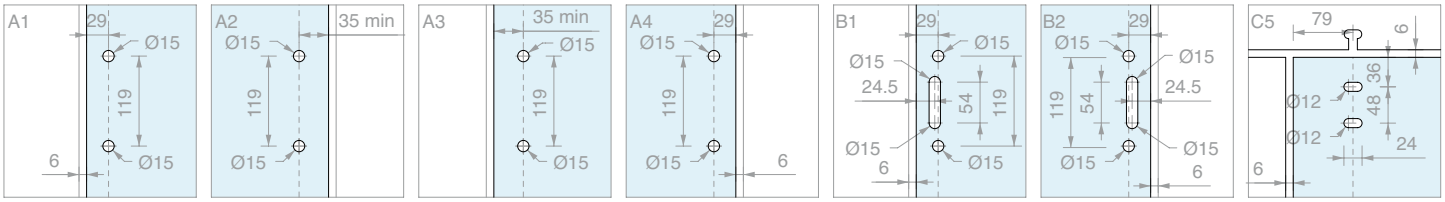

KIT ANTIPÁNICO HOJA DOBLE, UNA CON CERROJOS BOLT, TRAGALUZ Y MANILLA EXTERNA

10/15

Material: Aluminio, acero, zamak

Acabado: /56 /83

APERTURA EXTERIOR IZQUIERDA

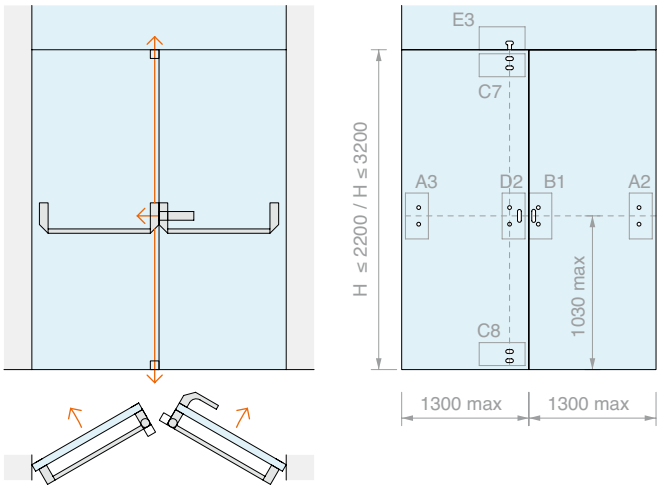

Kit formado por:

Art.	Descripción	Cant.
MAP101-BOLT	Pestillo / palancas / cárter / cerrojo	1 Ud.
MAP101	Pestillo / palancas / cárter	1 Ud.
MAP103	Barra horizontal oval	2 Uds.
MAP107	Pareja de cerraderos para barra sin mando	1 Ud.
MAP113 / **MAP114**	Pareja de cerrojos Bolt - H 2200 mm Pareja de cerrojos Bolt - H 3200 mm	1 Ud.
MAP115 / **MAP116**	Pareja de cerraderos para cerrojos Bolt - H 2200 mm Pareja de cerraderos para cerrojos Bolt - H 3200 mm	1 Ud.
MAP117	Cerradero lateral para vidrio fijo	1 Ud.
MAP119	Cerradero superior cerrojo Bolt	1 Ud.
MAP105	Manilla externa	1 Ud.
MAP111	Mando externo izquierdo	1 Ud.

Art.	H máx. puerta	Versión	Cant.
MAP-G220MSX	**2200** mm	Izquierda	1 Ud.
MAP-G320MSX	**3200** mm	Izquierda	1 Ud.

APERTURA EXTERIOR DERECHA

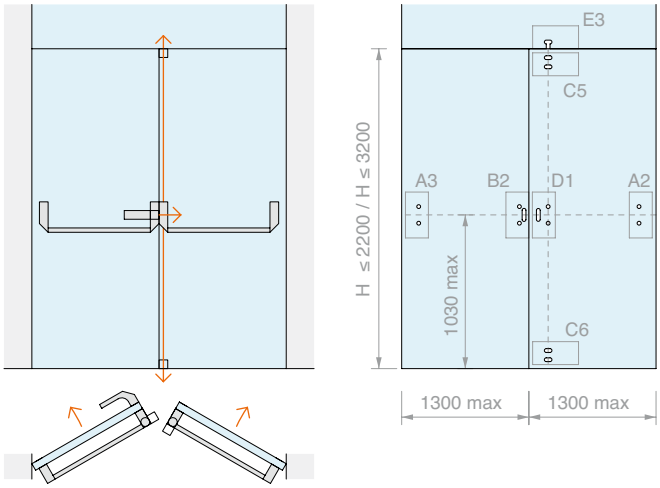

Kit formado por:

Art.	Descripción	Cant.
MAP101-BOLT	Pestillo / palancas / cárter / cerrojo	1 Ud.
MAP101	Pestillo / palancas / cárter	1 Ud.
MAP103	Barra horizontal oval	2 Uds.
MAP107	Pareja de cerraderos para barra sin mando	1 Ud.
MAP113 / **MAP114**	Pareja de cerrojos Bolt - H 2200 mm Pareja de cerrojos Bolt - H 3200 mm	1 Ud.
MAP115 / **MAP116**	Pareja de cerraderos para cerrojos Bolt - H 2200 mm Pareja de cerraderos para cerrojos Bolt - H 3200 mm	1 Ud.
MAP117	Cerradero lateral para vidrio fijo	1 Ud.
MAP119	Cerradero superior cerrojo Bolt	1 Ud.
MAP105	Manilla externa	1 Ud.
MAP109	Mando externo derecho	1 Ud.

Art.	H máx. puerta	Versión	Cant.
MAP-G220MDX	**2200** mm	Derecha	1 Ud.
MAP-G320MDX	**3200** mm	Derecha	1 Ud.

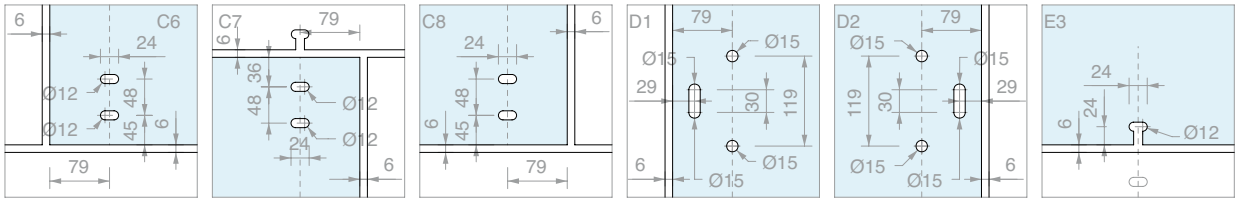

BARRA ANTIPÁNICO
PARA VIDRIOS FIJOS DE 8 A 13,5 mm

Material: Mecanismo interno de acero inoxidable AISI 304 y cárter de aluminio con tratamiento PVD - Acabado: /83
Mecanismo interno de acero cincado y cárter de aluminio pintado - Acabado: /56

Barra antipánico caracterizada por materiales y soluciones técnicas que permiten cumplir con los requisitos más estrictos de las normas, incluido el marcado CE de acuerdo con CPR 305/2011; y certificación voluntaria del producto emitida por organismo tercero ICIM prevista por la misma norma UNI EN 1125. Versión equipada con pestillo lateral autobloqueante con posibilidad de exclusión.
La barra se puede combinar con una pareja de cerrojos ALTO/BAJO con puntales tipo BOLT - Art. MAP113 / MAP114
Barra de acero inoxidable que se puede acortar según el manual de instrucciones suministrado con el kit.
Espesor del vidrio con tornillos suministrados 10/15 mm.

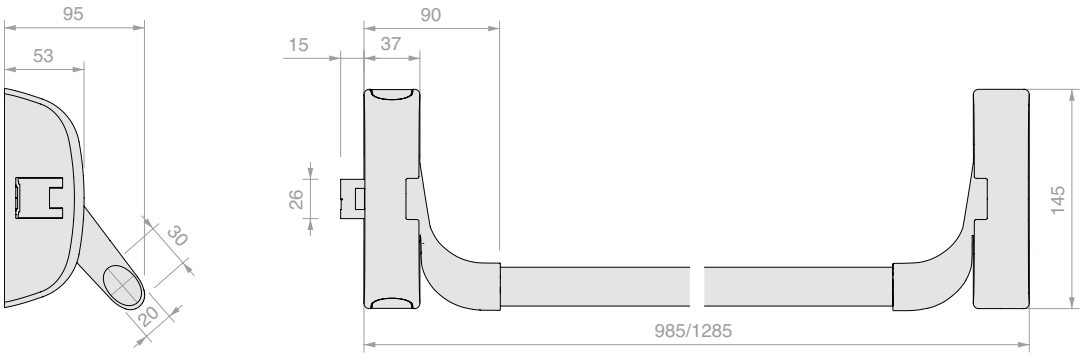

Art.	Descripción	Medidas	Cant.
MAP101	Pestillo lateral + Palancas + Cárter	L máx. **1285** x H **145** x P **95** mm	1 Ud.
MAP101-BOLT	Pestillo lateral + Palancas + Cárter + Accesorios para cerrojo	L máx. **1285** x H **145** x P **95** mm	1 Ud.
MAP103	Barra horizontal oval	L máx. **1130** mm	1 Ud.

MANILLA EXTERNA

Material: Mecanismo interno de acero cincado y cárter de aluminio con tratamiento PVD
Acabado: /83
Material: Mecanismo interno de acero cincado y cárter de aluminio pintado
Acabado: /56

Para combinar con MAP109 / MAP111
según el sentido de apertura

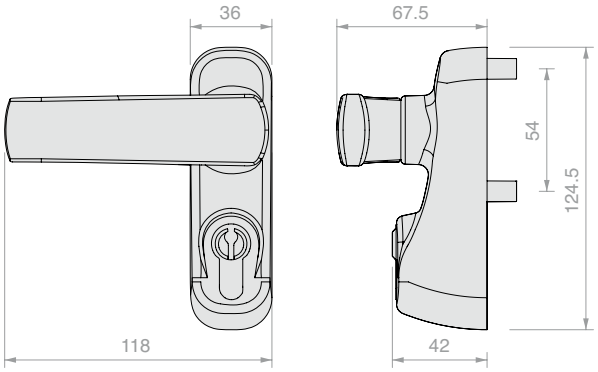

Art.	Cant.
MAP105	1 Ud.

KIT VIDRIO PARA BARRAS CON MANDO EXTERNO

Material: Zamak
Kit para el montaje de la barra antipánico (Art. MAP101 y MAP101-BOLT) en placas de vidrio con mando exterior (manilla) para apertura exterior derecha (Art. MAP109) e izquierda (Art. MAP111).
Acabado: /83

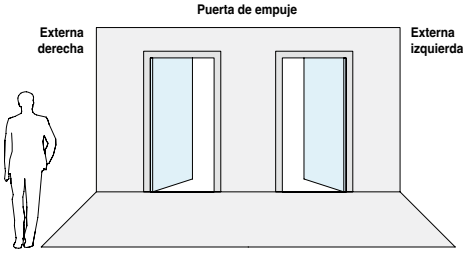

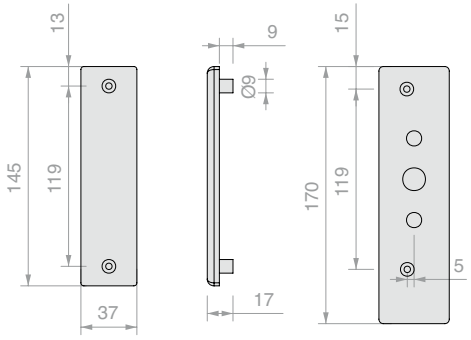

Art.	Apertura	Cant.
MAP109	Exterior derecha	1 Ud.
MAP111	Exterior izquierda	1 Ud.

KIT VIDRIO PARA BARRAS SIN MANDO EXTERNO

Material: Zamak
Kit para el montaje de la barra antipánico (Art. MAP101 y MAP101-BOLT) en placas de vidrio sin mando externo (manilla).
Acabado: /83

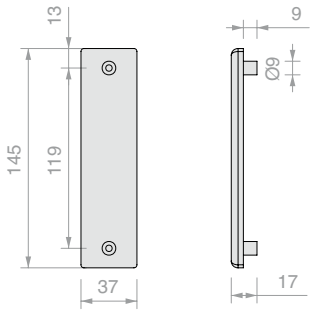

Art.	Cant.
MAP107	1 Ud.

PALASTRO ELÉCTRICO DE PARED

Material: Mecanismo interno de acero cincado
y cárter de aluminio con tratamiento PVD
Acabado: /83

Material: Mecanismo interno de acero cincado
y cárter de aluminio pintado
Acabado: /56

Palastro eléctrico de pared (no compatible con sistemas vidrio/vidrio)
Pestillo eléctrico = 10 mm de pared
El Art. MAP123 proporciona el palastro eléctrico sólo con acabado gris;
para el acabado en PVD ACERO SATINADO, pedir por separado Art. MAP125

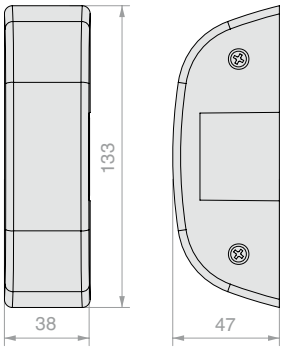

Art.	Descripción	Cant.
MAP123	Palastro eléctrico de pared	1 Ud.
MAP125	Cárter de acabado PVD acero satinado para palastro eléctrico	1 Ud.

PAREJA DE CERROJOS PARA CIERRE BOLT

Material: cárter de aluminio
Cerrojos para cierre alto/bajo BOLT para combinar con barra antipánico (Art. MAP101-BOLT). El sistema BOLT (patentado) es muy resistente a los ataques externos: rechaza manipulaciones (las barras son autobloqueantes y los puntales de 14 mm de diámetro son giratorios y anticorte) con una resistencia muy alta al desfonde.
Acabado: /56 /83

Seguridad y facilidad de montaje. Los pernos son independientes, autobloqueantes, resistentes al desfonde y ajustables.

Sistema de autocierre.
Al abrir, las varillas permanecen retraídas.
Al cerrar se bloquean en contacto con la boca.

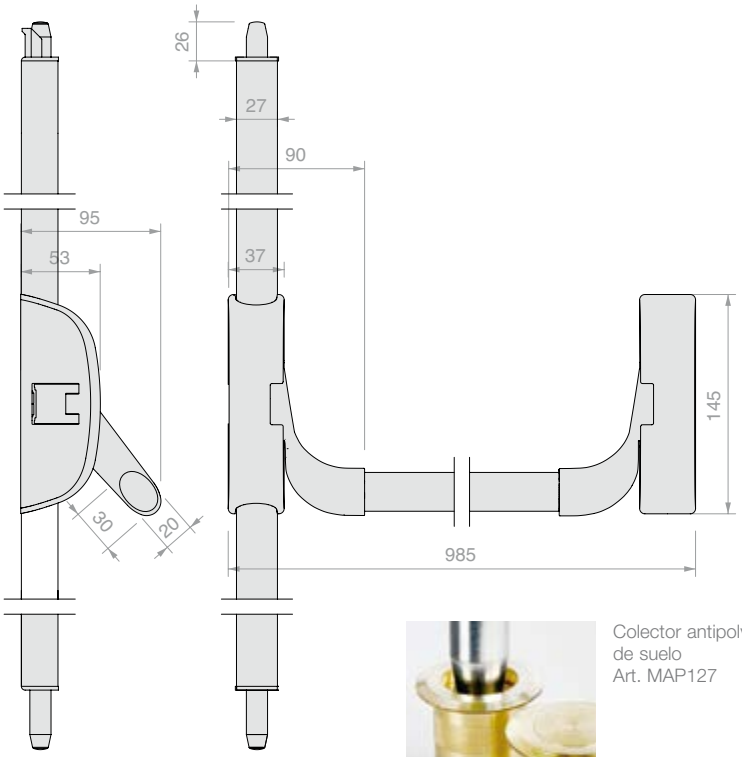

Colector antipolvo de suelo
Art. MAP127

Art.	Descripción	Medidas	Cant.
MAP113	Pareja de cerrojos	Hasta H **2200** mm	1 Ud.
MAP114	Pareja de cerrojos	De H **2200** a H **3200** mm	1 Ud.
MAP127	Colector antipolvo de suelo		1 Ud.

KIT VIDRIO PARA CIERRES SUPLEMENTARIOS «BOLT»

Material: Zamak

Kit de montaje de los cierres suplementarios BOLT (Art. MAP113 / MAP114)

Acabado: /83

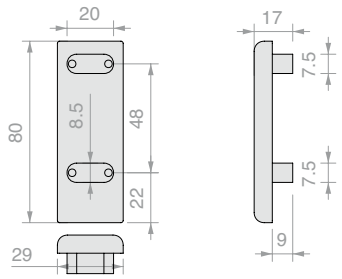

Art.	Medidas	Cant.
MAP115	H **2200** mm	1 Ud.
MAP116	H **3200** mm	1 Ud.

KIT VIDRIO PARA BOCA LATERAL

Material: Zamak

Kit para el palastro del cierre lateral de la barra antipánico (Art. MAP101 y MAP101-BOLT)

Acabado: /83

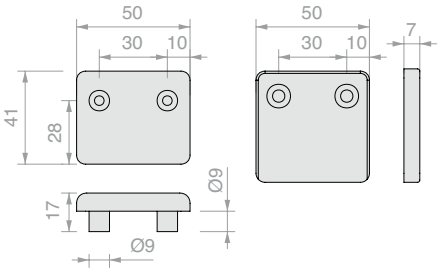

Art.	Cant.
MAP117	1 Ud.

KIT VIDRIO PARA BOCA SUPERIOR REGULABLE BOLT

Material: Zamak

Accesorio para tragaluz, permite al sistema de autocierre el bloqueo en contacto con las varillas (Art. MAP113 y MAP114)

Acabado: /83

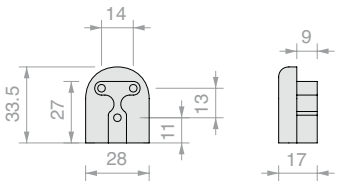

Art.	Cant.
MAP119	1 Ud.

KIT PARA FUNCIÓN FRENO DE APERTURA

Que poner en el soporte de la barra (Art. MAP101 y MAP101-BOLT) para inhibir el pestillo y utilizar la puerta libre.

Acabado: /95

Art.	Cant.
MAP121	1 Ud.

BARRAS CON CERRADURA DE PRIVACIDAD

Material: Acero inox AISI 304

Barra con cerradura en el extremo superior del tubular, que se cierra presionando el cilindro con la llave introducida. Se suministra con cierre exterior. De ser necesario el cierre interior, especificarlo en el pedido.

Perno Ø8 x 15 mm

Acabado: /8 /15*

*bajo pedido

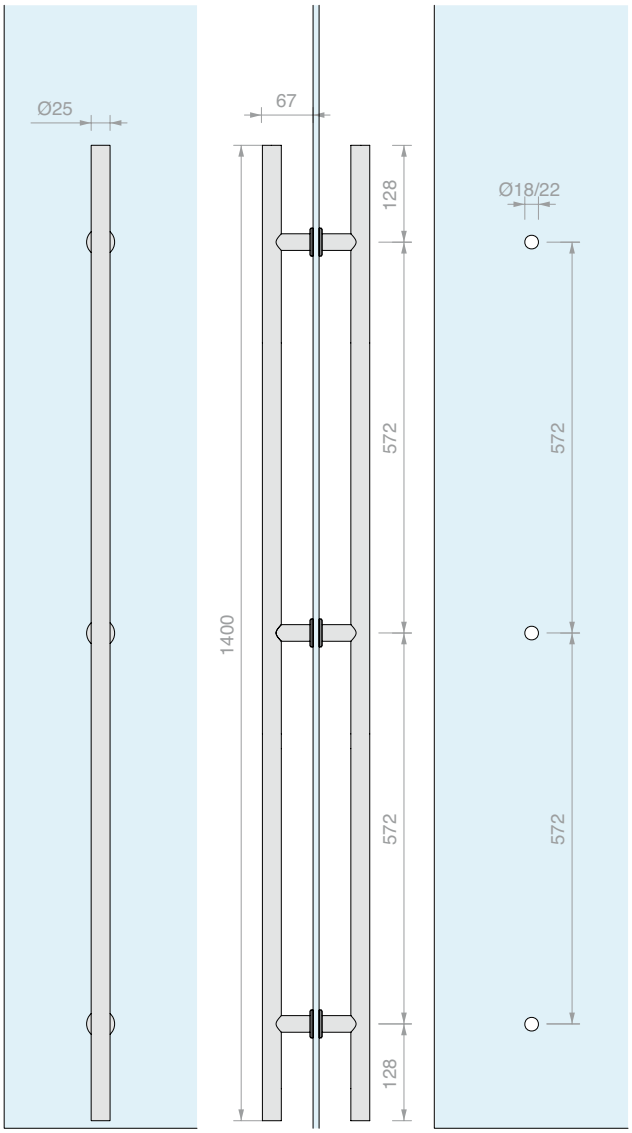

Art.	Descripción	Llave	Para vidrios	Cant.
ZSS1400	Pareja de barras	Diferente	De **8** a **21.5** mm	1 Ud.
ZMMS1400	Barra individual	Diferente	De **8** a **21.5** mm	1 Ud.
ZSS1400U	Pareja de barras	Única	De **8** a **21.5** mm	1 Ud.
ZMMS1400U	Barra individual	Única	De **8** a **21.5** mm	1 Ud.

COLECTOR ANTIPOLVO

Acabado: /1 /3

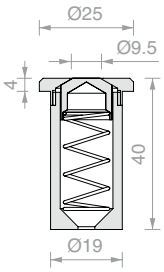

Art.	Cant.
GL7300	1 Ud.

LOGLI es el distribuidor oficial de todos los productos PBA.
Encontrarás en stock algunas soluciones de diseños y con las funcionalidades más populares.
En cualquier caso, es posible encargar cualquier artículo PBA.

BARRAS CUADRADAS CON CERRADURA DE PRIVACIDAD

Material: Acero inoxidable AISI 316 L
Completo con 3 llaves y colector antipolvo de suelo.
Fijación doble PBAAD81 o simple PBAAS11
en vidrio que pedir por separado
Llave distinta.
Perno Ø12 x 20 mm
Acabado*: /8 /15
*/15 sólo por encargo

PBA200QV01

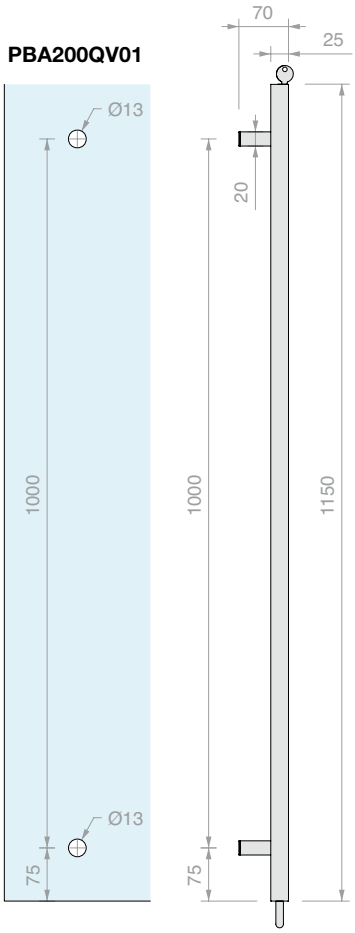

PBA200QV01/D

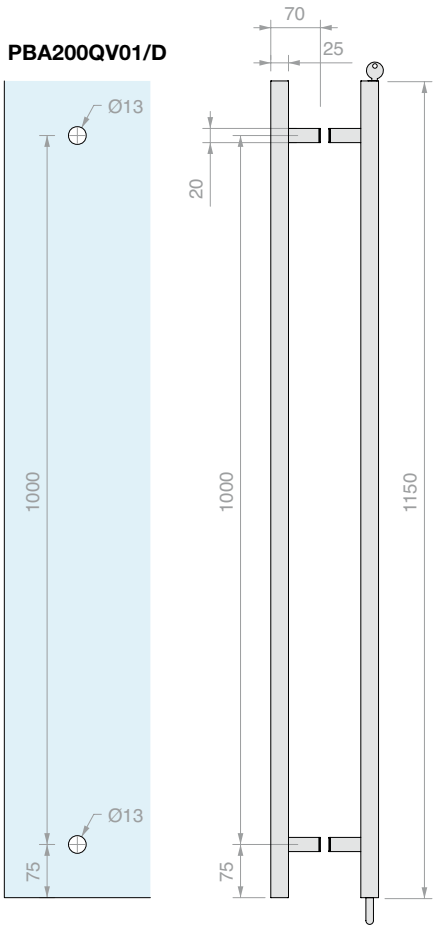

Art.	Descripción	Bloqueo	Para vidrios	Cant.
PBA200QV01	Barra individual	Perno inferior	De **8** a **17.5** mm	1 Ud.
PBA200QV01/D	Pareja de barras	Perno inferior	De **8** a **17.5** mm	1 Ud.

PAREJA DE BARRAS CUADRADAS CON CERRADURA FRONTAL EMPOTRADA Y POMO INTERIOR

Material: Acero inoxidable AISI 316 L
Completo con 3 llaves y colector antipolvo de suelo.
Llave distinta.
Perno Ø12 x 20 mm
Acabado*: /8 /15
*/15 sólo por encargo

Art.	Longitud	Bloqueo	Para vidrios	Cant.
PBA200QY02	**1250** mm	Perno inferior	De **8** a **17.5** mm	1 Ud.
PBA200QY04	**2200** mm	Perno inferior	De **8** a **17.5** mm	1 Ud.
PBA200QY04/A	**a medida**	Perno inferior	De **8** a **17.5** mm	1 Ud.
PBA200QY06/A	**a medida**	Perno inferior y superior	De **8** a **17.5** mm	1 Ud.

PBA200QY02

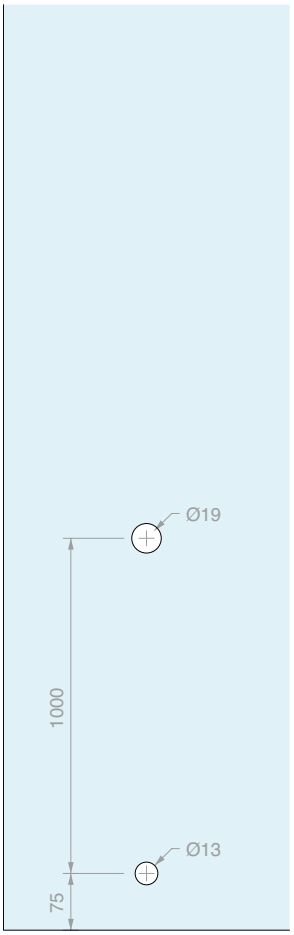

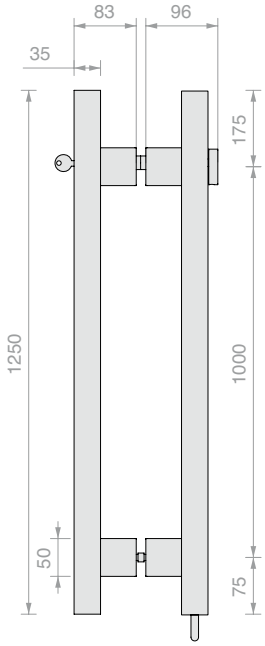

PBA200QY04

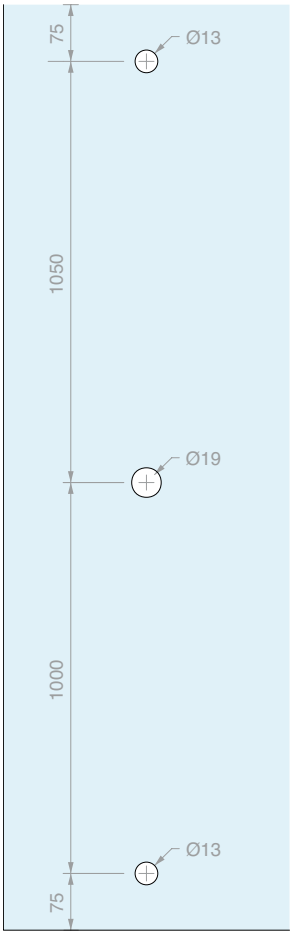

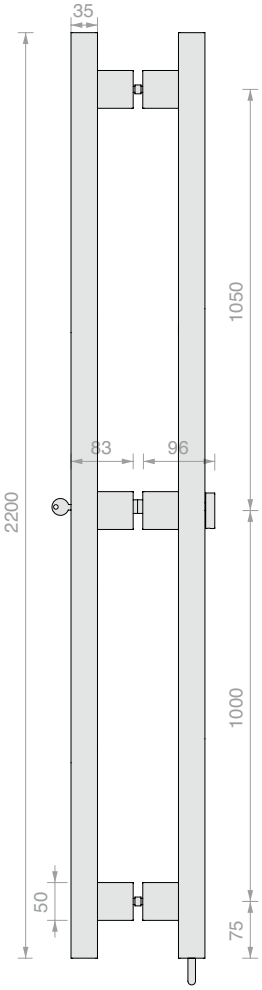

PBA200QY04/A

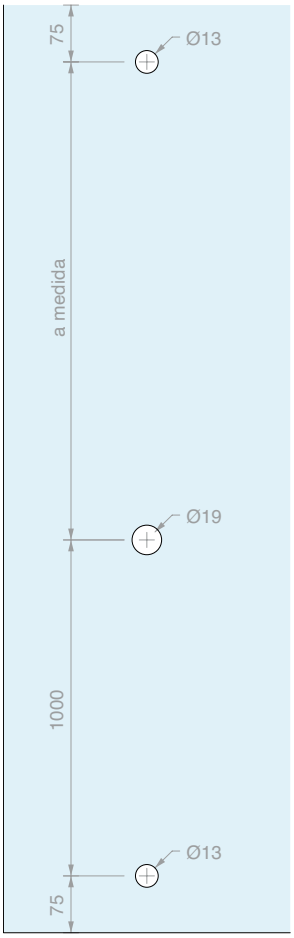

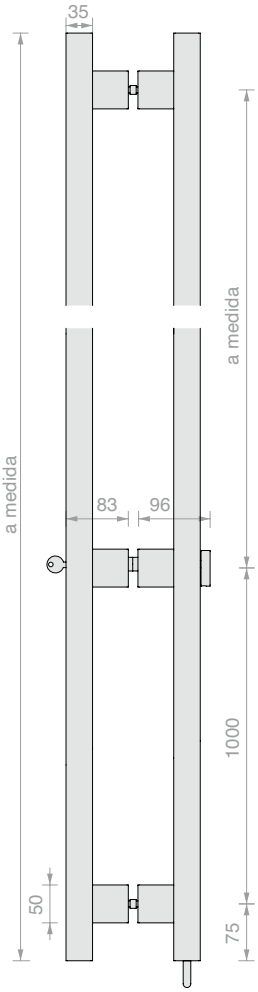

PBA200QY06/A

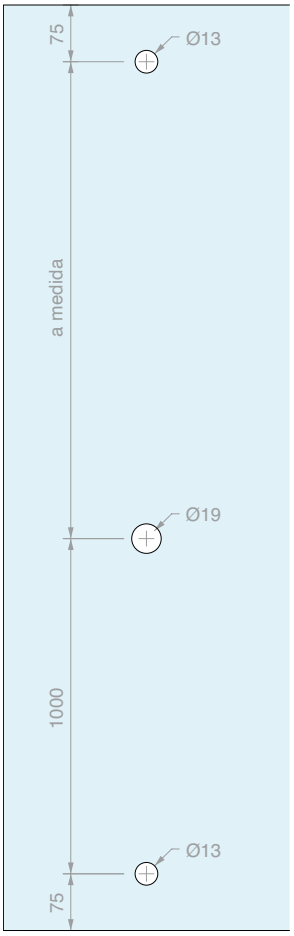

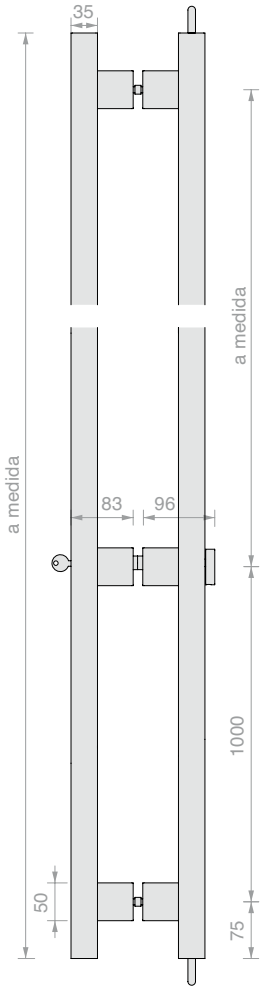

PAREJA DE BARRAS REDONDAS CON CERRADURA FRONTAL EMPOTRADA Y POMO INTERIOR

Material: Acero inoxidable AISI 316 L
Completo con 3 llaves y colector antipolvo de suelo.
Llave distinta.
Perno Ø12 x 20 mm
Acabado*: /8 /15
*/15 sólo por encargo

Art.	Longitud	Bloqueo	Para vidrios	Cant.
PBA200Y002	**1250** mm	Perno inferior	De **8** a **17.5** mm	1 Ud.
PBA200Y004	**2200** mm	Perno inferior	De **8** a **17.5** mm	1 Ud.
PBA200Y004/A	**a medida**	Perno inferior	De **8** a **17.5** mm	1 Ud.
PBA200Y006/A	**a medida**	Perno inferior y superior	De **8** a **17.5** mm	1 Ud.

PBA200Y002

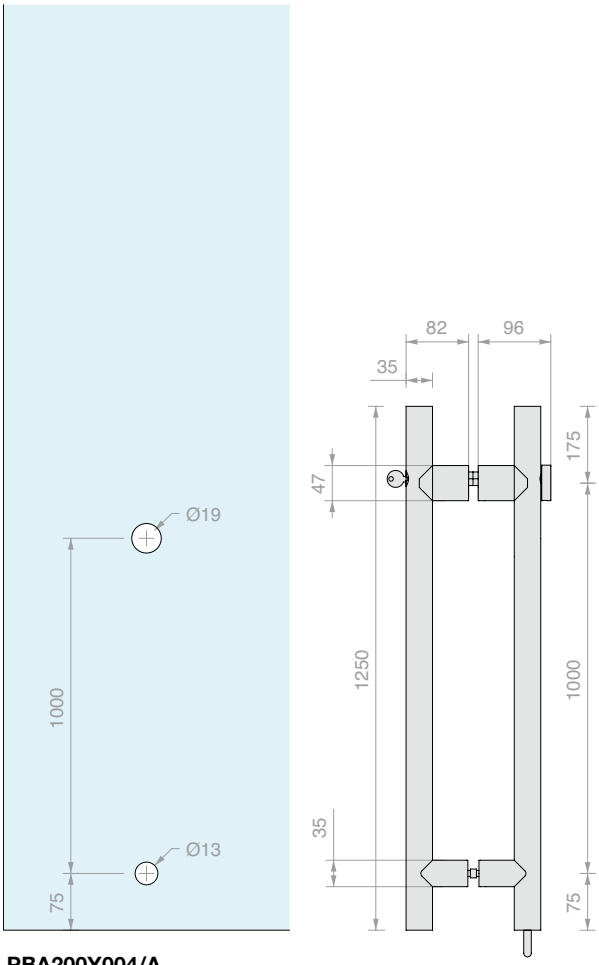

PBA200Y004

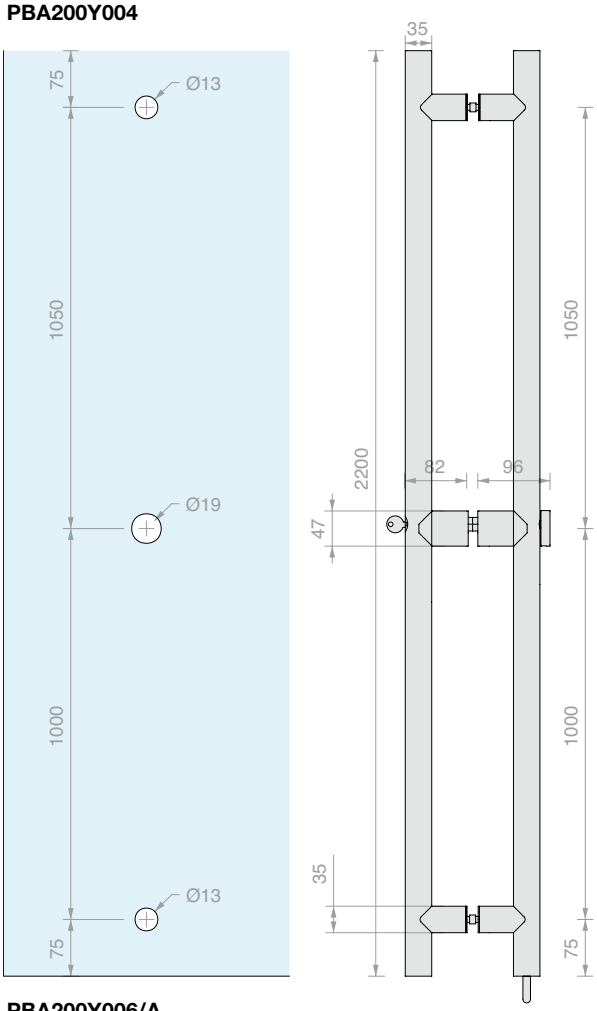

PBA200Y004/A

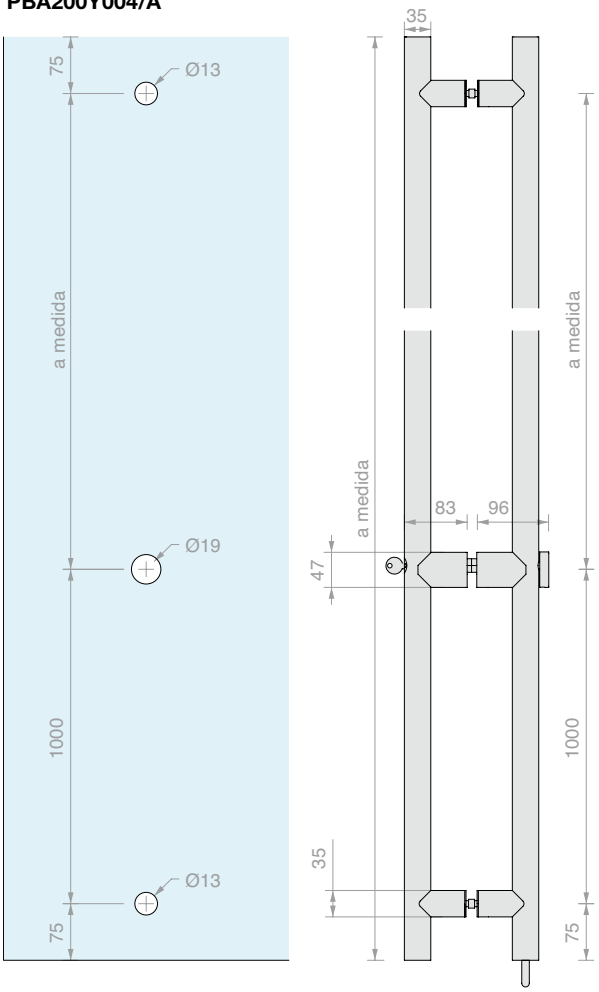

PBA200Y006/A

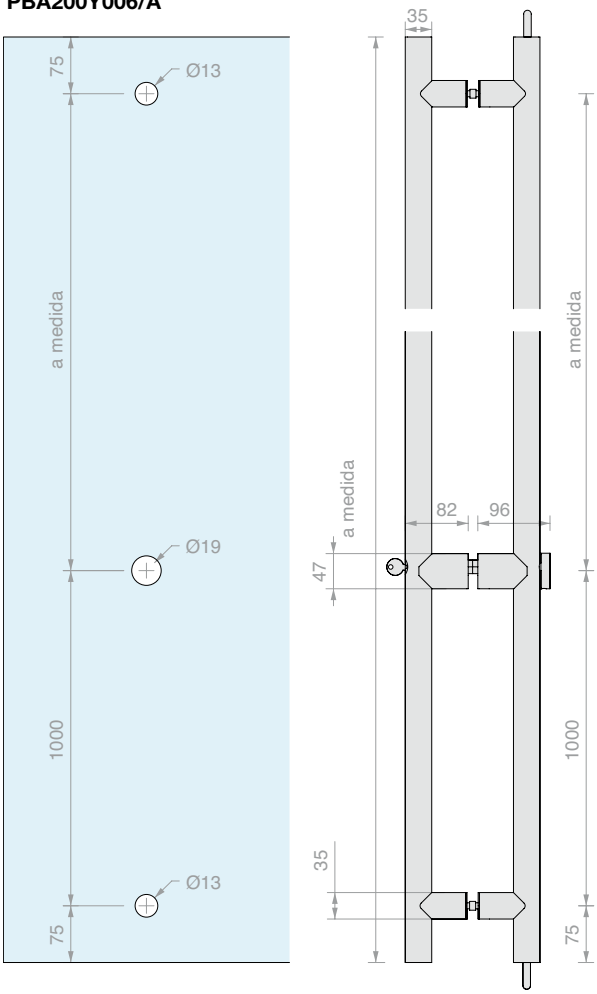

PAREJA DE BARRAS REDONDAS CON CERRADURA FRONTAL EMPOTRADA Y POMO INTERIOR

Material: Aluminio
Completo con 3 llaves y colector antipolvo de suelo.
Llave distinta.
Perno Ø12 x 20 mm
Acabado*: /6 /66 /67 /97
*/66, /67 sólo por encargo

Art.	Longitud	Bloqueo	Para vidrios	Cant.
PBA200YA02	**1250** mm	Perno inferior	De **8** a **17.5** mm	1 Ud.
PBA200YA04	**2200** mm	Perno inferior	De **8** a **17.5** mm	1 Ud.
PBA200YA04/A	**a medida**	Perno inferior	De **8** a **17.5** mm	1 Ud.
PBA200YA06/A	**a medida**	Perno inferior y superior	De **8** a **17.5** mm	1 Ud.

PBA200YA02

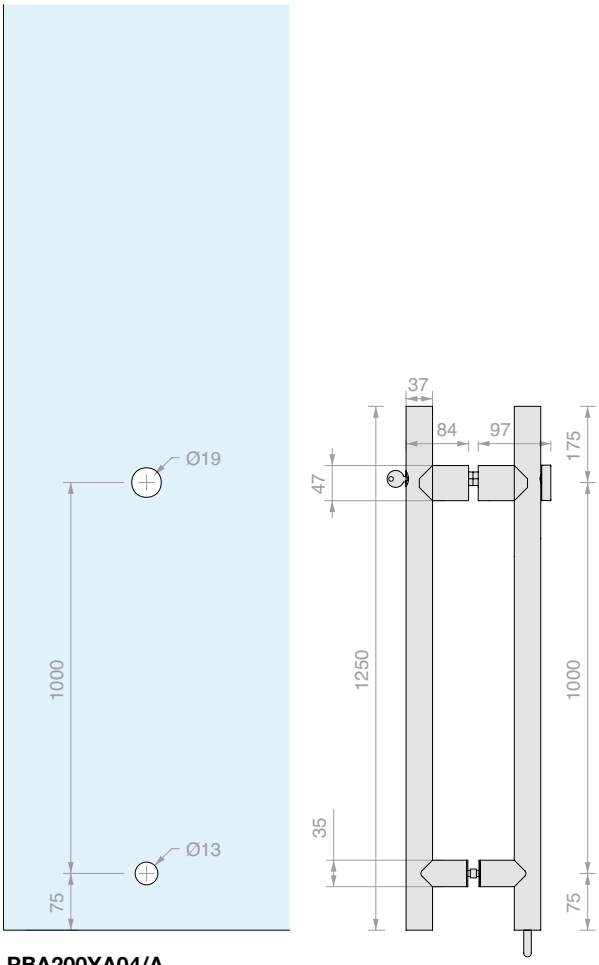

PBA200YA04

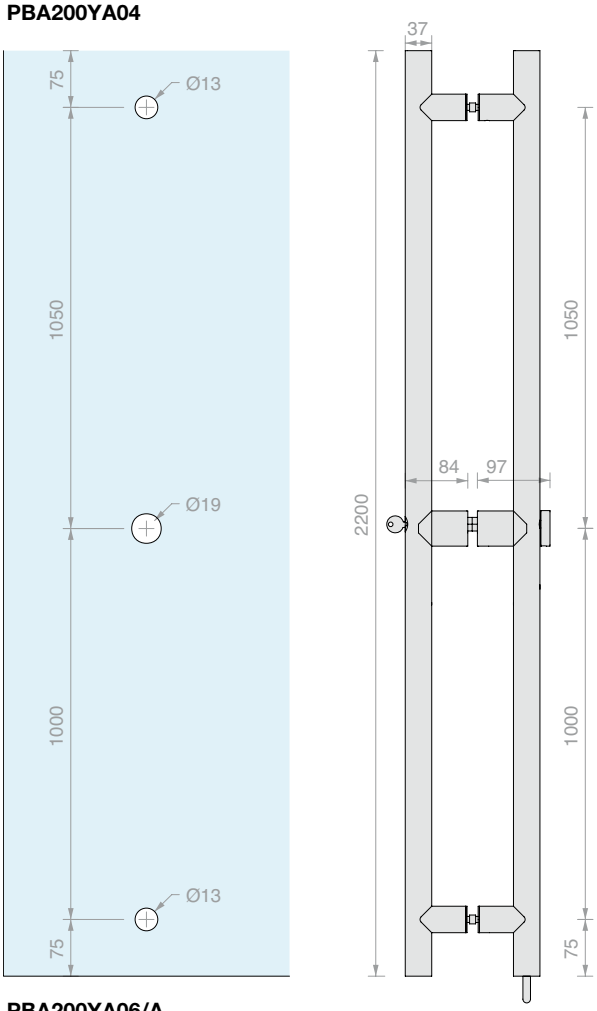

PBA200YA04/A

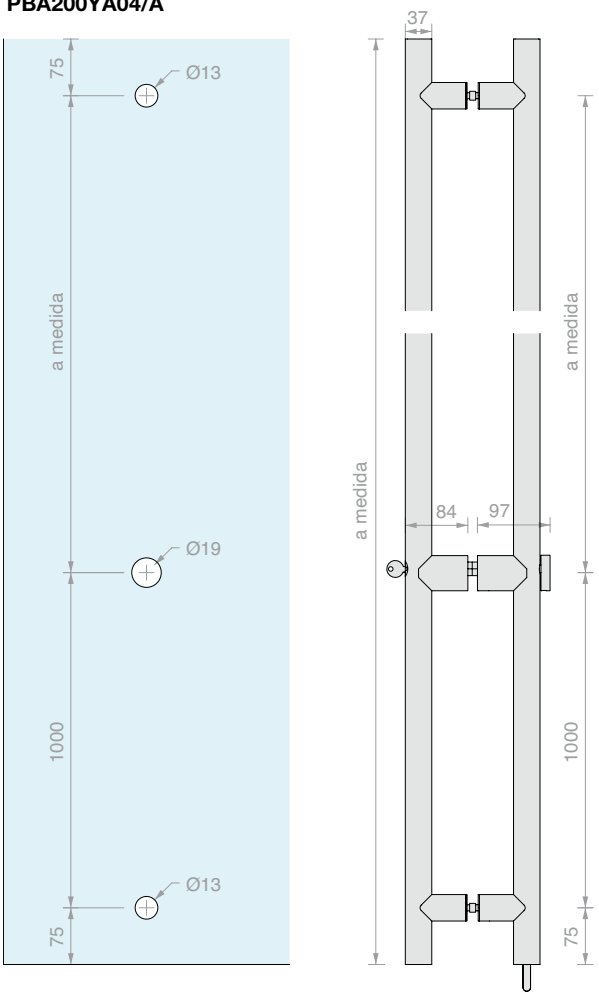

PBA200YA06/A

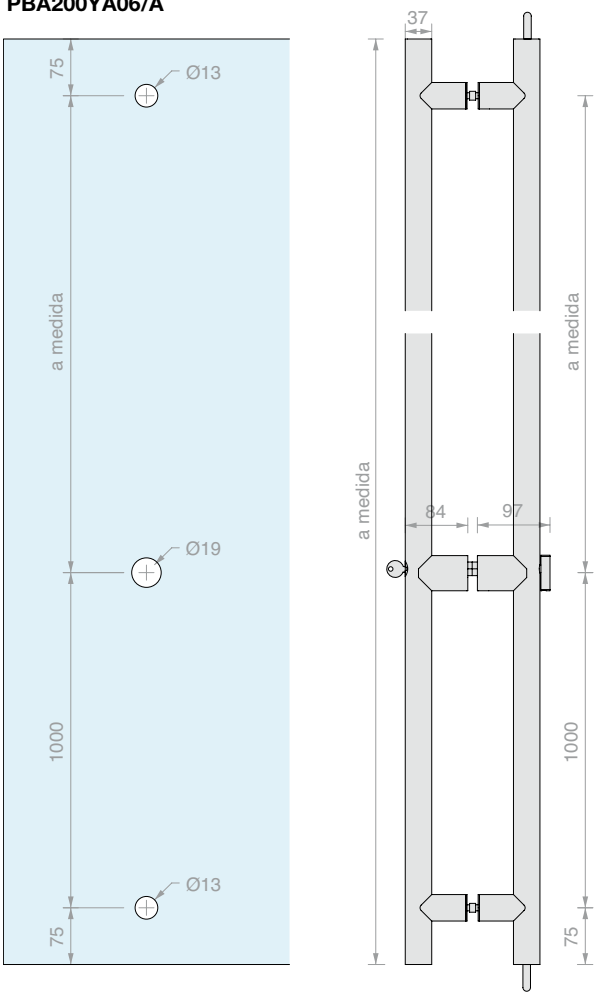

PALASTRO SUPERIOR REDONDO A VIDRIO

Material: Acero inoxidable AISI 316 L

Para barras PBA

Acabado: /8 /15*

*bajo pedido

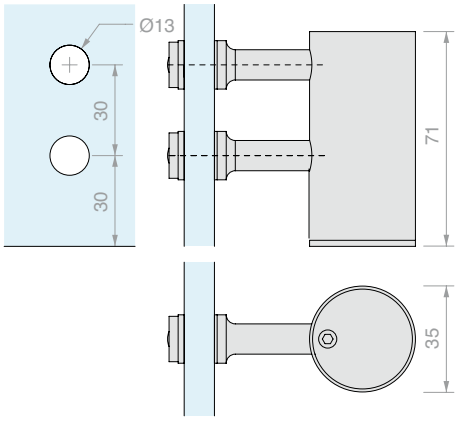

Art.	Para vidrios	Cant.
PBA200CK	De **8** a **17.5** mm	1 Ud.

PALASTRO SUPERIOR CUADRADO A VIDRIO

Material: Acero inoxidable AISI 316 L

Para barras PBA

Acabado: /8 /15*

*bajo pedido

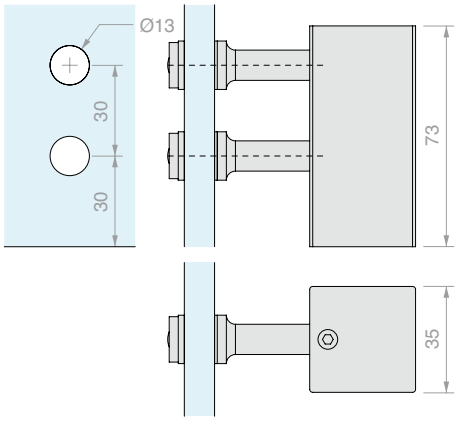

Art.	Para vidrios	Cant.
PBA200CKQ	De **8** a **17.5** mm	1 Ud.

COLECTOR ANTIPOLVO

Material: Latón

Acabado*: /95

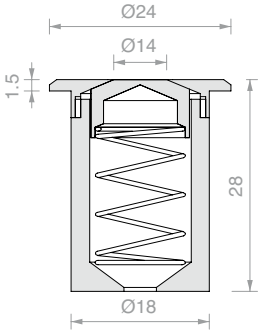

Art.	Cant.
PBA200CSK	1 Ud.

FIJACIÓN DOBLE EN VIDRIO
Para barra PBA200QV01/D
Orificio en el vidrio ∅ 13 mm

Art.	Cant.
PBAAD81	1 Ud.

FIJACIÓN DOBLE EN MADERA, ALUMINIO Y PVC
Para barra PBA200QV01/D
Orificio en la hoja ∅ 9 mm

Art.	Cant.
PBA71	1 Ud.

FIJACIÓN INDIVIDUAL EN VIDRIO
Para barra PBA200QV01
Orificio en el vidrio ∅ 13 mm
Acabado*: /8 /15
*/15 sólo por encargo

Art.	Cant.
PBAAS11	1 Ud.

FIJACIÓN INDIVIDUAL NO PASANTE EN MADERA, ALUMINIO Y PVC
Para barra PBA200QV01
Acabado*: /8 /15
*/15 sólo por encargo

Art.	Cant.
PBA911	1 Ud.

PAREJA DE BARRAS REDONDAS

Material: Acero inox AISI 304

Acabado: /8 - Bajo pedido: /15

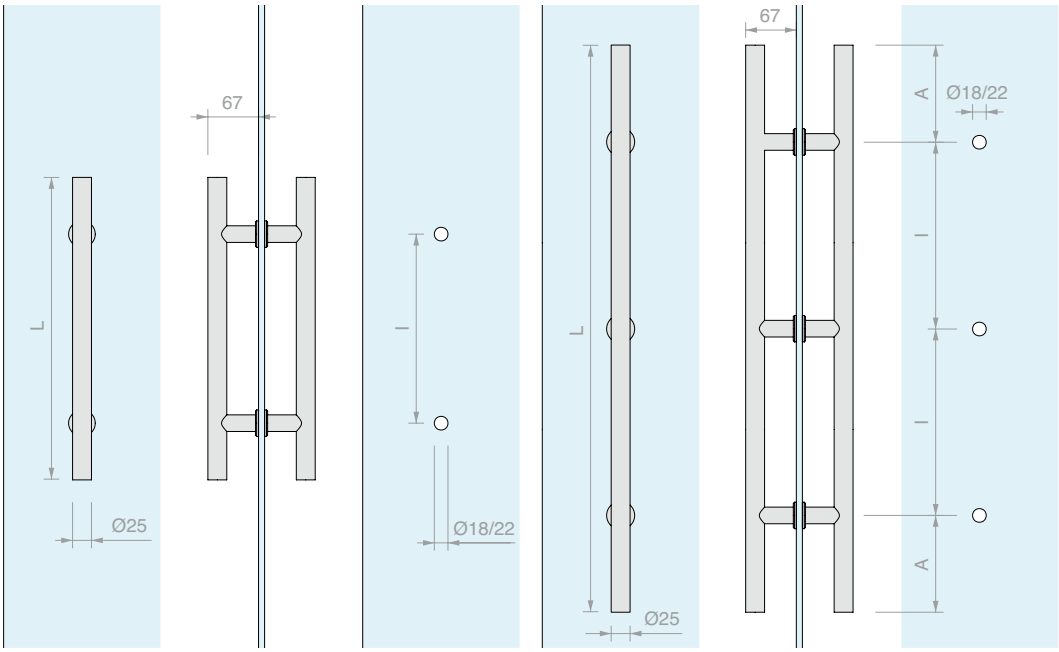

Art.	L	I	A	Para vidrios	Cant.
ZMT400	**400** mm	**250** mm		De **8** a **21.5** mm	1 Ud.
ZMT500	**500** mm	**300** mm		De **8** a **21.5** mm	1 Ud.
ZMT800	**800** mm	**400** mm		De **8** a **21.5** mm	1 Ud.
ZMT1400	**1400** mm	**572** mm	**128** mm	De **8** a **21.5** mm	1 Ud.
ZMT2000	**2000** mm	**797** mm	**203** mm	De **8** a **21.5** mm	1 Ud.
ZMT/A	A medida				1 Ud.

BARRA INDIVIDUAL REDONDA

Material: Acero inox AISI 304

Acabado: /8 - Bajo pedido: /15

Herramienta aconsejada para el apriete Art. UT250

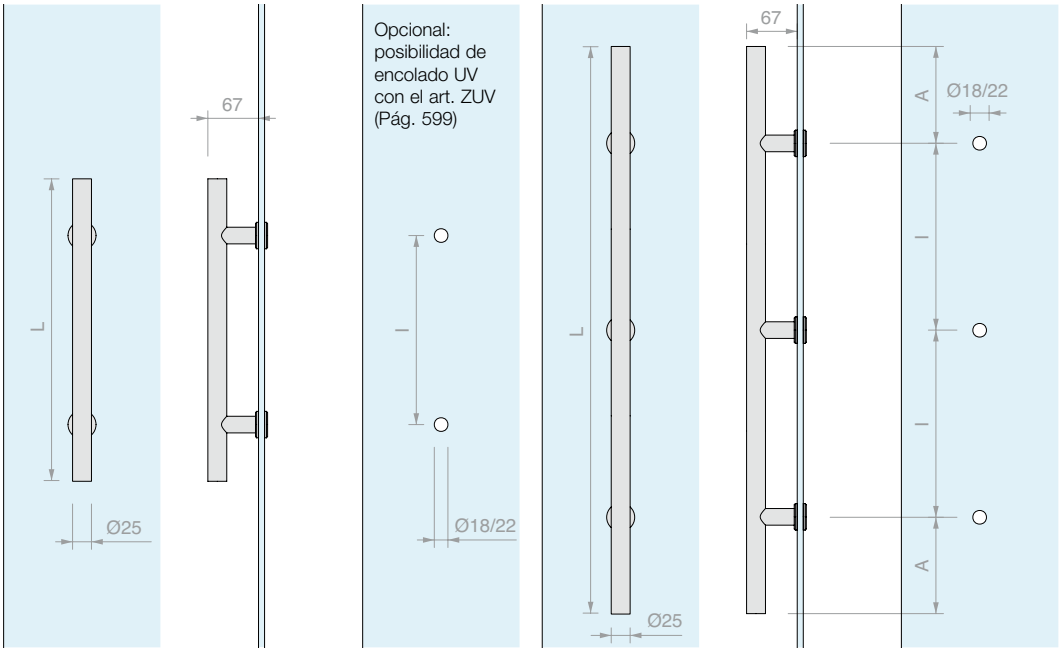

Art.	L	I	A	Para vidrios	Cant.
ZSIT400	**400** mm	**250** mm		De **8** a **21.5** mm	1 Ud.
ZSIT500	**500** mm	**300** mm		De **8** a **21.5** mm	1 Ud.
ZSIT800	**800** mm	**400** mm		De **8** a **21.5** mm	1 Ud.
ZSIT1400	**1400** mm	**572** mm	**128** mm	De **8** a **21.5** mm	1 Ud.
ZSIT2000	**2000** mm	**797** mm	**203** mm	De **8** a **21.5** mm	1 Ud.
ZSIT	A medida				1 Ud.



PAREJA DE BARRAS CUADRADAS

Material: Acero inox AISI 304

Acabado: /8 - Bajo pedido: /15

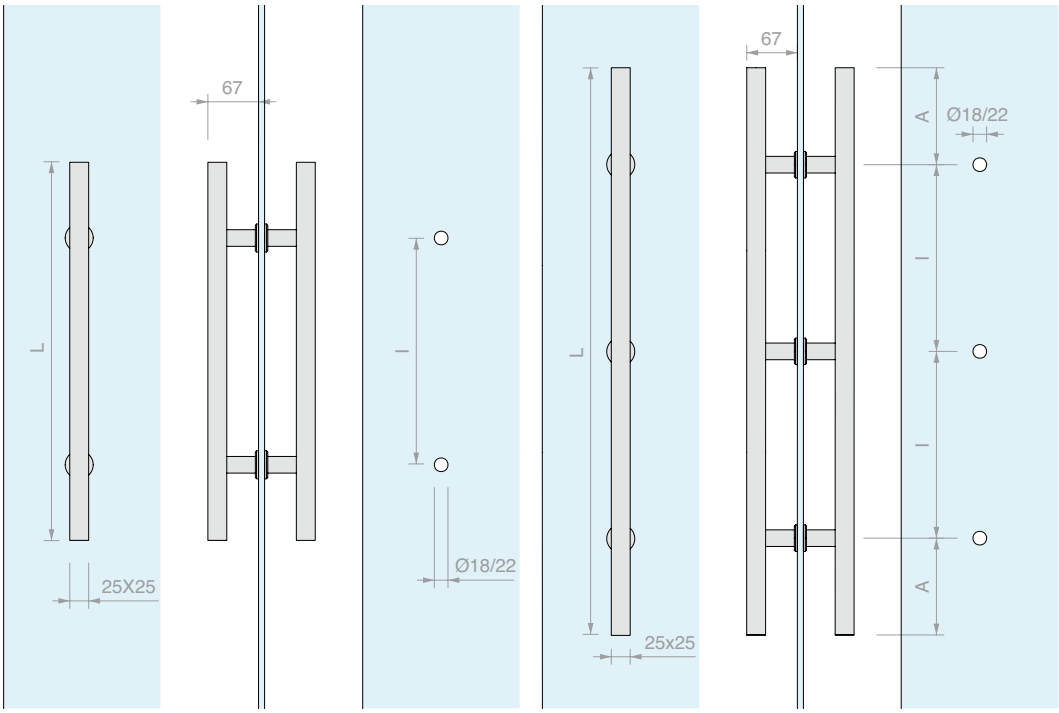

Art.	L	I	A	Para vidrios	Cant.
ZQUA500	**500** mm	**300** mm		De **8** a **21.5** mm	1 Ud.
ZQUA800	**800** mm	**400** mm		De **8** a **21.5** mm	1 Ud.
ZQUA1400	**1400** mm	**572** mm	**128** mm	De **8** a **21.5** mm	1 Ud.
ZQUA/A	A medida				1 Ud.

BARRA INDIVIDUAL CUADRADA

Material: Acero inox AISI 304

Acabado: /8 - Bajo pedido: /15

Herramienta aconsejada para el apriete Art. UT250

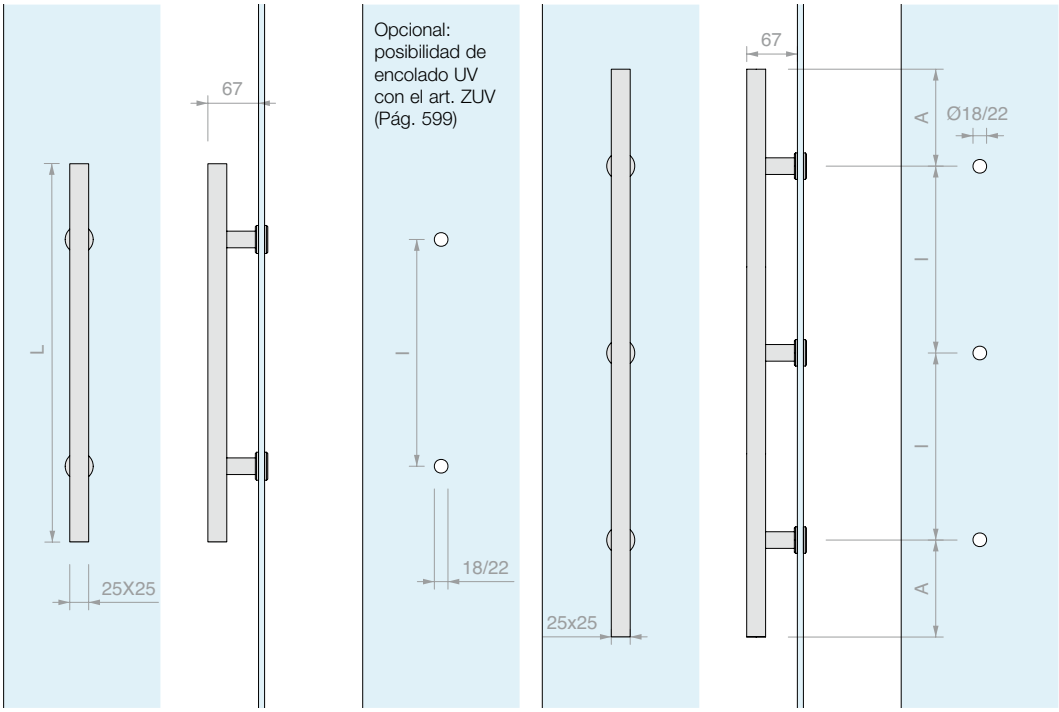

Art.	L	I	A	Para vidrios	Cant.
ZSIQ500	**500** mm	**300** mm		De **8** a **21.5** mm	1 Ud.
ZSIQ800	**800** mm	**400** mm		De **8** a **21.5** mm	1 Ud.
ZSIQ1400	**1400** mm	**572** mm	**128** mm	De **8** a **21.5** mm	1 Ud.
ZSIQ/A	A medida				1 Ud.



PAREJA DE BARRAS PLANAS

Material: Acero inox AISI 304

Acabado: /8 - Bajo pedido: /15

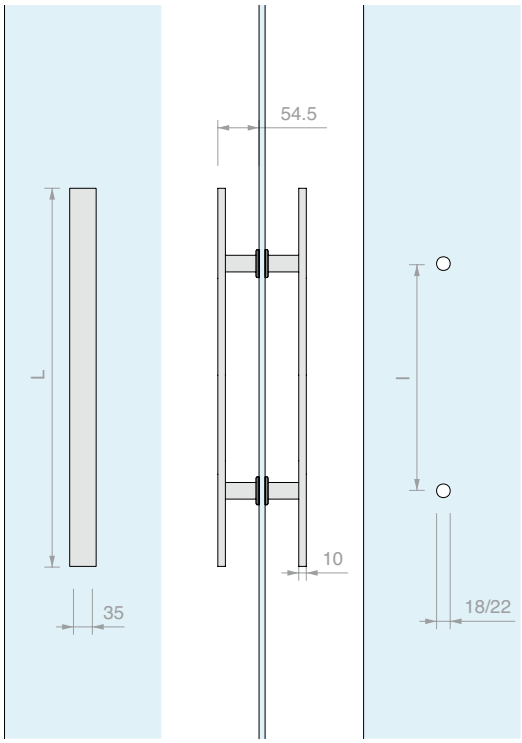

Art.	L	I	Para vidrios	Cant.
ZPI500	**500** mm	**300** mm	De **8** a **21.5** mm	1 Ud.
ZPI800	**800** mm	**400** mm	De **8** a **21.5** mm	1 Ud.
ZPI/A	A medida			1 Ud.

BARRA INDIVIDUAL PLANA

Material: Acero inox AISI 304

Acabado: /8 - Bajo pedido: /15

Herramienta aconsejada para el apriete Art. UT250

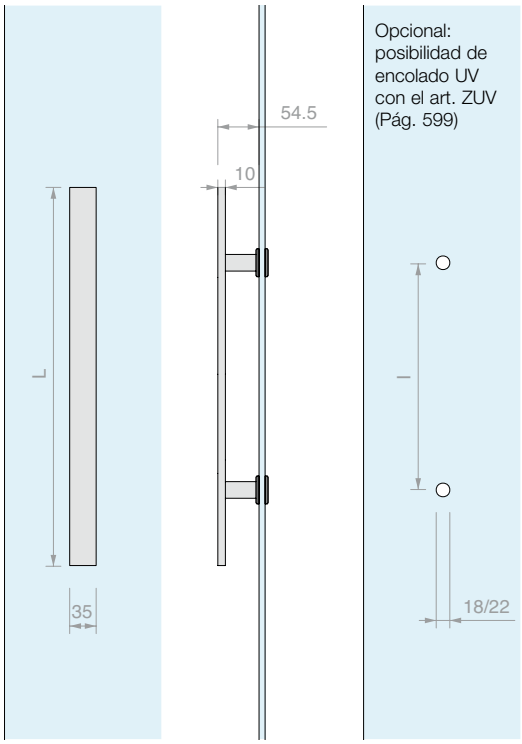

Art.	L	I	Para vidrios	Cant.
ZSIP500	**500** mm	**300** mm	De **8** a **21.5** mm	1 Ud.
ZSIP800	**800** mm	**400** mm	De **8** a **21.5** mm	1 Ud.
ZSIP/A	A medida			1 Ud.

FIJACIÓN CON ENCOLADO UV PARA BARRAS INDIVIDUALES SERIE Z

Material: Acero AISI 304

Acabado: /9

Se aconseja montar las fijaciones ZUV en la barra y luego pasar al encolado

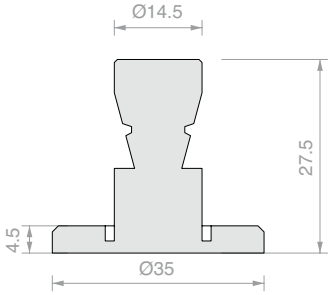

Art.	Cant.
ZUV	1 Ud.

FIJACIÓN PLANA PARA BARRAS

Material: Acero AISI 304

Acabado: /8

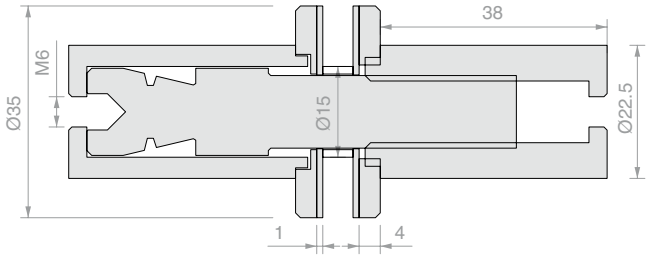

Art.	Para vidrios	Cant.
ZATT	De **8** a **21.5** mm	1 Ud.

Ejemplo con Art. COFIS15B

Ejemplo con Art. BORC25

PAREJA DE BARRAS REDONDAS

Material: Acero inox AISI 304

Acabado: /8 /15

Para espesores mayores, sustituir los tornillos avellanados internos.

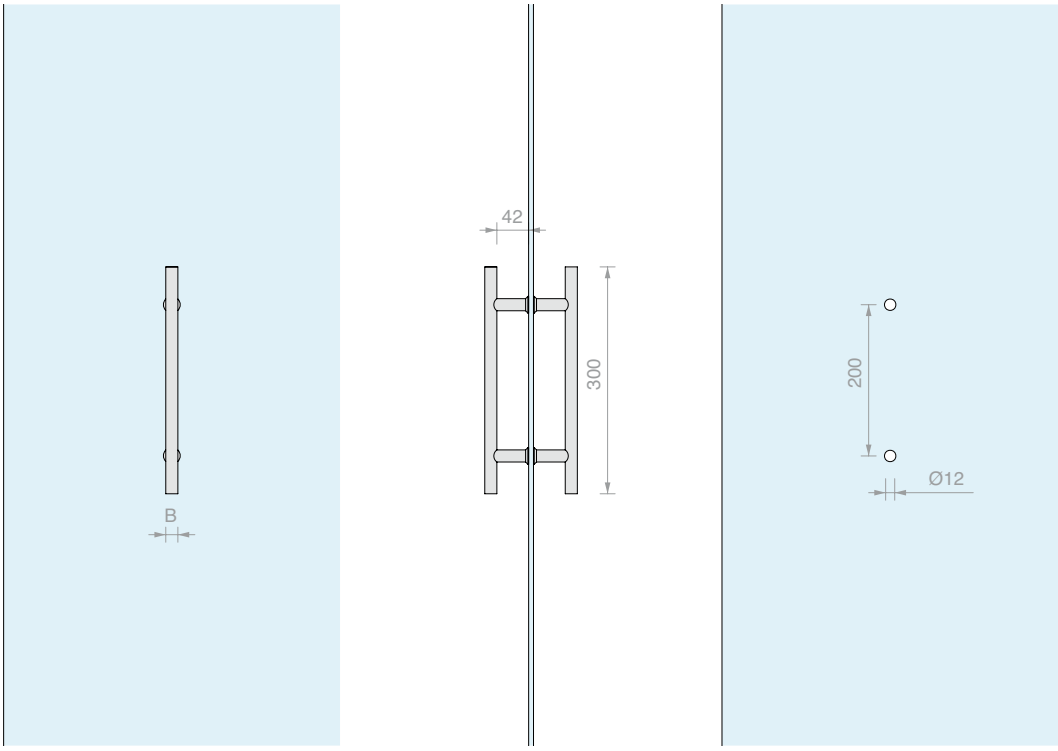

Art.	B	Para vidrios	Cant.
MN1620	**Ø16** mm	De **6** a **17.5** mm	1 Ud.
MN2020	**Ø20** mm	De **6** a **17.5** mm	1 Ud.

PAREJA DE BARRAS REDONDAS

Material: Acero inox AISI 304

Acabado: /8 /15 /R2

Para espesores mayores, sustituir los tornillos avellanados internos.

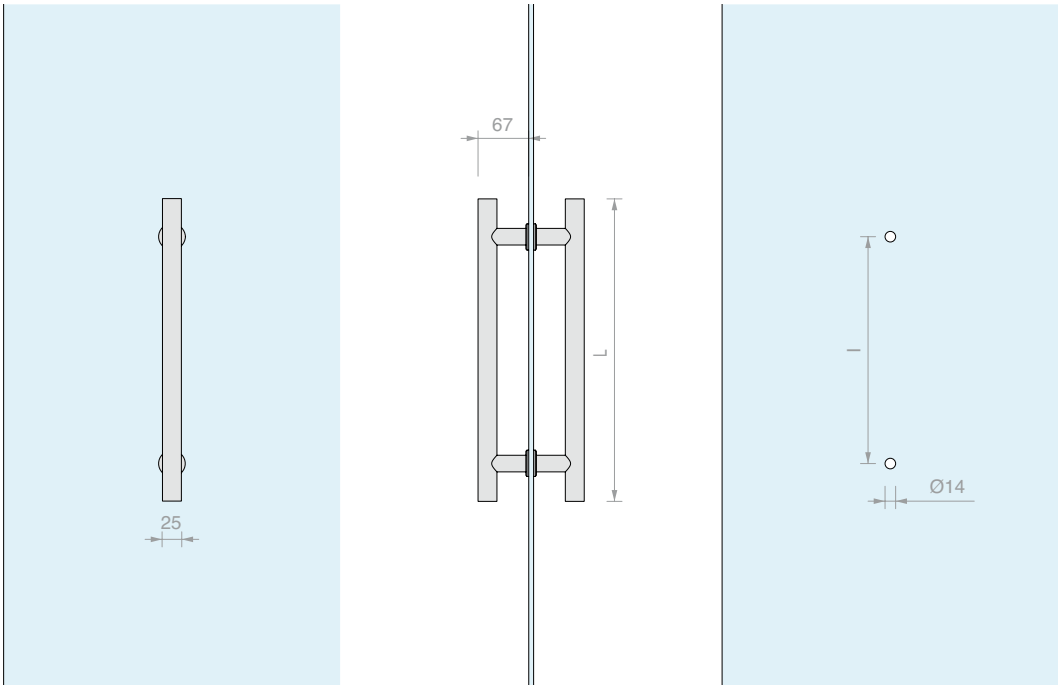

Art.	L	I	Para vidrios	Cant.
MN25300	**300** mm	**200** mm	De **6** a **21.5** mm	1 Ud.
MN25400	**400** mm	**250** mm	De **6** a **21.5** mm	1 Ud.
MN25500	**500** mm	**300** mm	De **6** a **21.5** mm	1 Ud.
MN25800	**400** mm	**200** mm	De **6** a **21.5** mm	1 Ud.

PAREJA DE BARRAS REDONDAS

Material: Acero inox AISI 304

Acabado: /8 /15 /R2

Para espesores mayores, sustituir los tornillos avellanados internos.

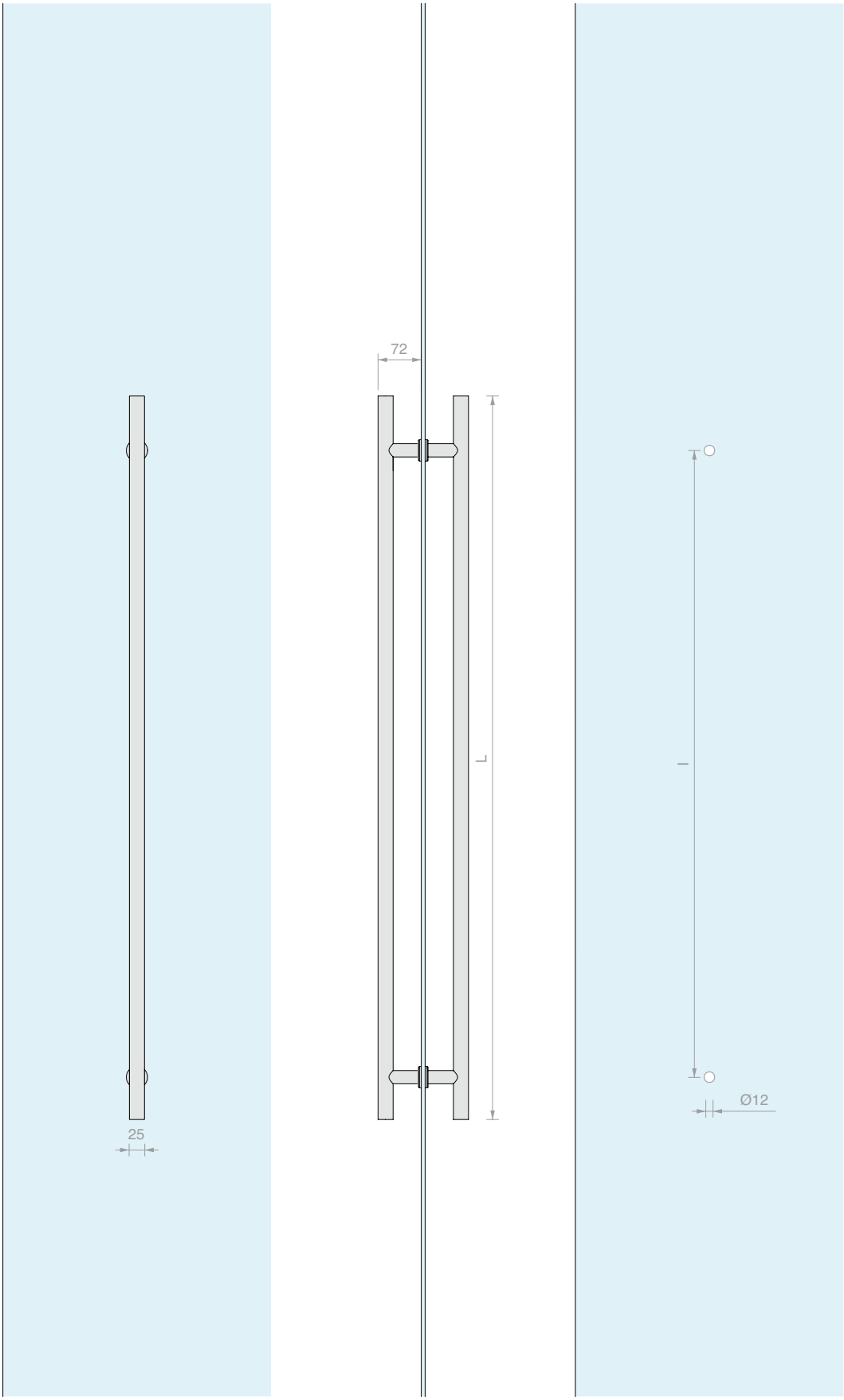

Art.	L	I	Para vidrios	Cant.
MN25850	**850** mm	**650** mm	De **6** a **17.5** mm	1 Ud.
MN251200	**1200** mm	**1040** mm	De **6** a **17.5** mm	1 Ud.

BARRA INDIVIDUAL CUADRADA CON POMO

Material: Acero inoxidable AISI 304 + Zamak

Acabado: /15 - Pomo y tornillo acabado: /1

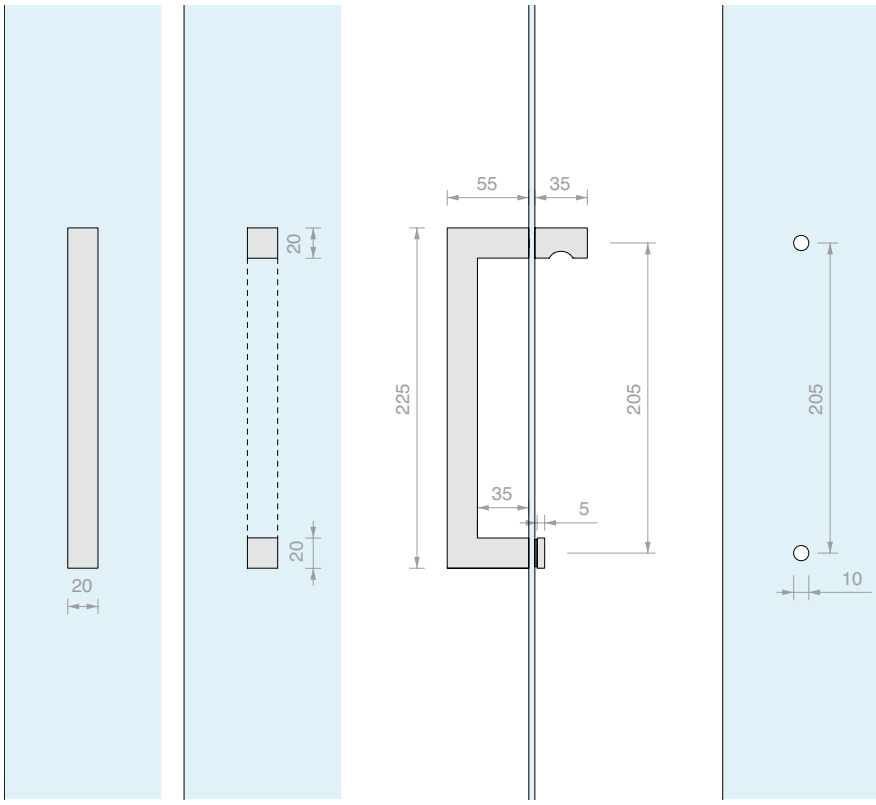

Art.	Para vidrios	Cant.
PMAN90	De **6** a **8** mm	1 Ud.

BARRA INDIVIDUAL PLANA CON POMO

Material: Acero inoxidable AISI 304 + Zamak

Acabado: /15 - Pomo y tornillo acabado: /1

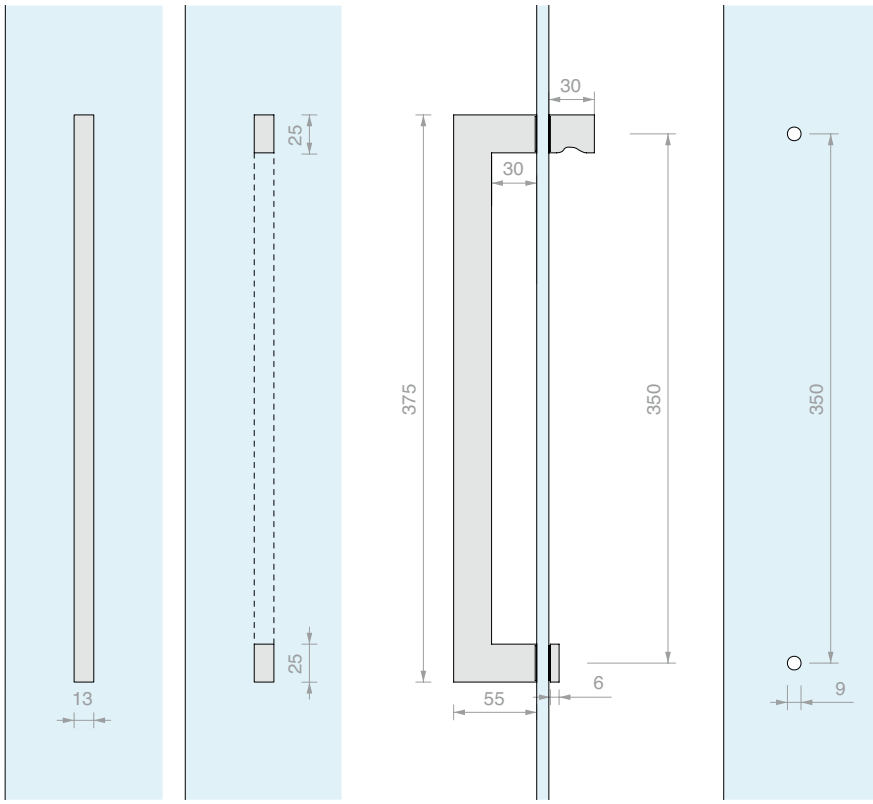

Art.	Para vidrios	Cant.
PMAN1131	De **6** a **8** mm	1 Ud.

BARRAS PLANAS EN «C»

Material: Zamak

Acabado: /1 /2 /4 /24 /R2

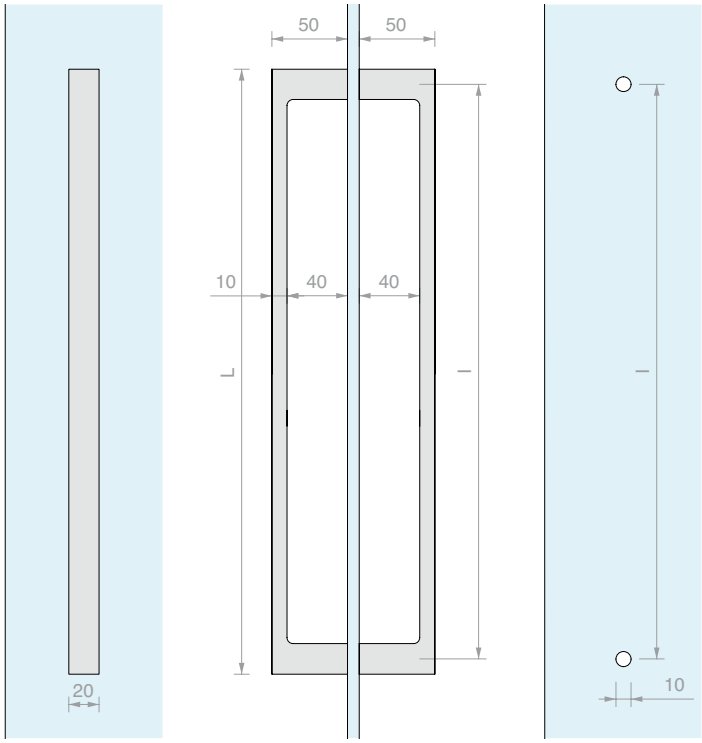

Art.	L	I	Para vidrios	Cant.
PMAN1340	**400** mm	**380** mm	De **6** a **10** mm	1 Ud.
PMAN1332	**300** mm	**280** mm	De **6** a **10** mm	1 Ud.
PMAN1322	**200** mm	**180** mm	De **6** a **10** mm	1 Ud.

PAREJA DE BARRAS PLANAS EN «C»

Material: Zamak

Acabado: /1 /24

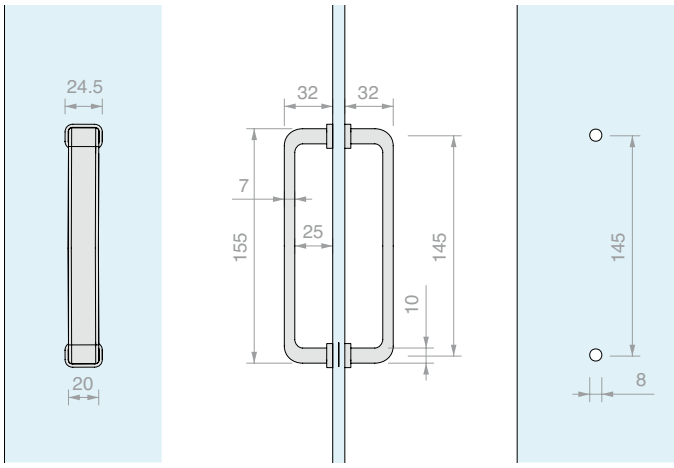

Art.	Para vidrios	Cant.
PMAN1530	De **6** a **8** mm	1 Ud.

PAREJA DE BARRAS CUADRADAS

Material: Aluminio

Acabado: /88 /91 /97

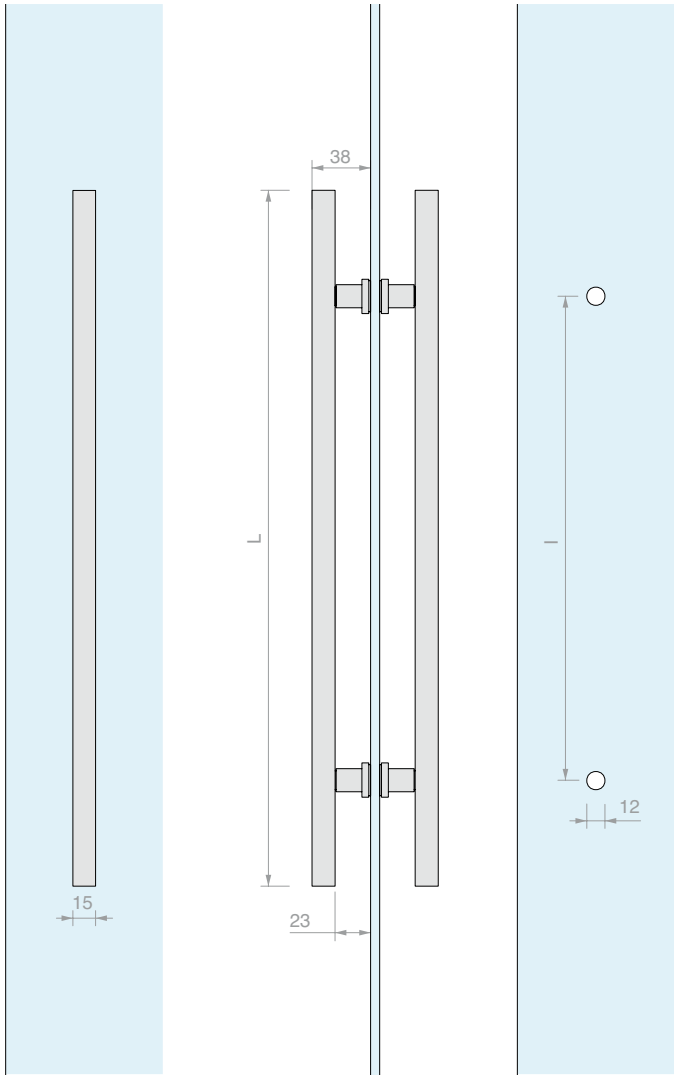

Art.	L	I	Para vidrios	Cant.
LM320	**460** mm	**320** mm	De **6** a **12** mm	1 Ud.
LM224	**310** mm	**224** mm	De **6** a **12** mm	1 Ud.
LM128	**200** mm	**128** mm	De **6** a **12** mm	1 Ud.

PAREJA DE BARRAS REDONDAS

Material: Aluminio o Latón según el acabado elegido

Acabado: /1 /3 /97

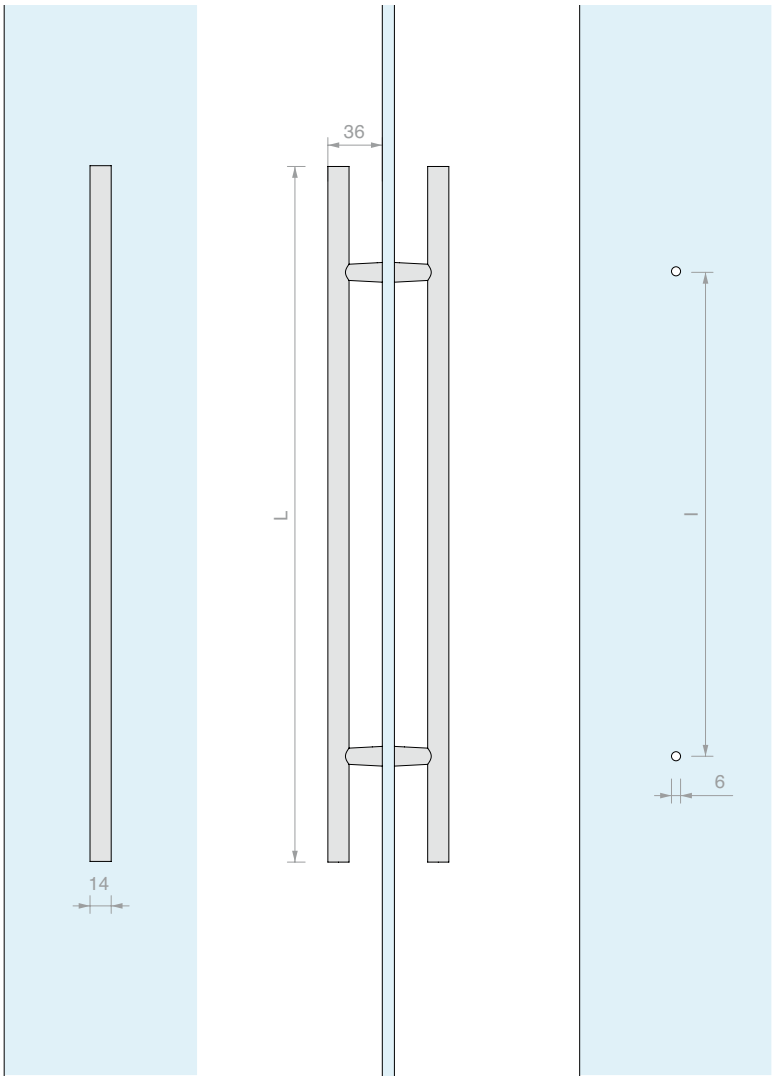

Art.	L	`l	Para vidrios	Cant.
PM1	**460** mm	**320** mm	**6** / **8** mm - **10** / **12** mm añadiendo el art. PM4	1 Ud.
PM2	**310** mm	**224** mm	**6** / **8** mm - **10** / **12** mm añadiendo el art. PM4	1 Ud.
PM3	**200** mm	**128** mm	**6** / **8** mm - **10** / **12** mm añadiendo el art. PM4	1 Ud.

4 ARANDELAS DE AUMENTO BASE DE APOYO

Material: Zamak

Acabado: /1 /3

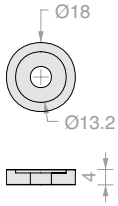

Art.	Cant.
PM4	1 Ud.

PAREJA DE BARRAS REDONDAS DE MADERA

Material: Acero AISI 304, Madera

Acabado: /8 /15

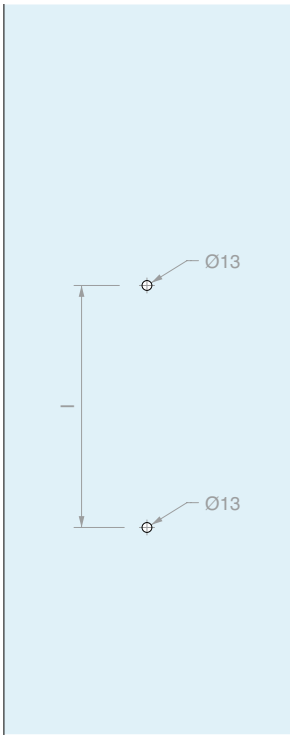

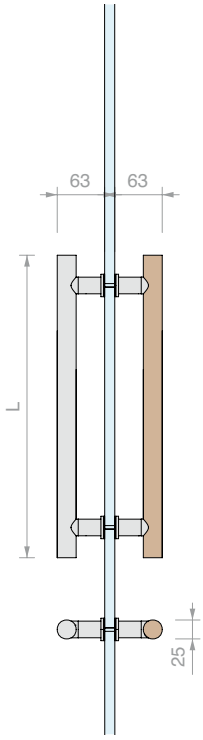

Art.	L	I	Esencia	Para vidrios	Cant.
MNTL25300	**300** mm	**220** mm	Haya	De **8** a **13.5** mm	1 Ud.
MNTL25400	**400** mm	**320** mm	Haya	De **8** a **13.5** mm	1 Ud.

PAREJA DE BARRAS REDONDAS DE MADERA EN «C»

Material: Acero AISI 304, Madera

Acabado: /8 /15

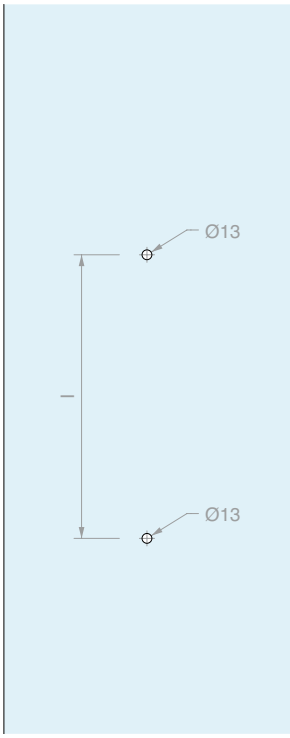

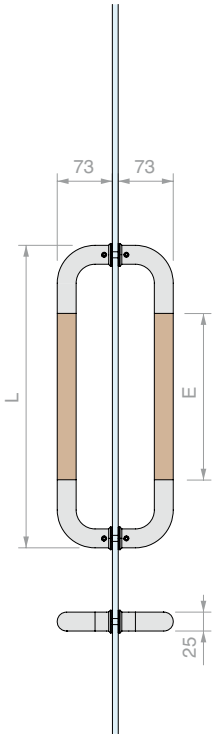

Art.	L	I	E	Esencia	Para vidrios	Cant.
MNTLAC25300	**300** mm	**275** mm	**120** mm	Haya	De **8** a **13.5** mm	1 Ud.
MNTLAC25400	**400** mm	**375** mm	**220** mm	Haya	De **8** a **13.5** mm	1 Ud.

PAREJA DE BARRAS CUADRADAS DE MADERA

Material: Acero AISI 304, Madera

Acabado: /8 /15

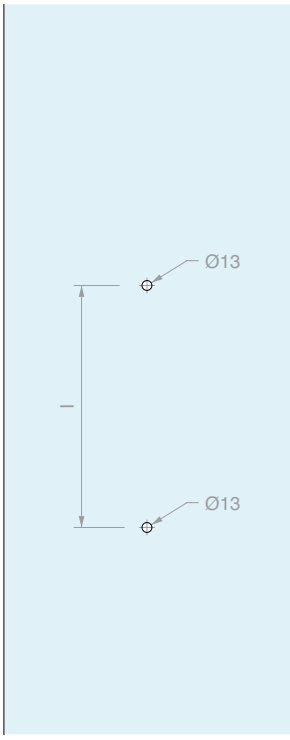

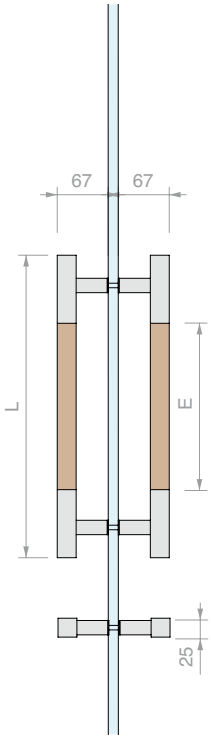

Art.	L	I	E	Esencia	Para vidrios	Cant.
MNQL25300	**300** mm	**200** mm	**120** mm	Haya	De **8** a **13.5** mm	1 Ud.
MNQL25400	**400** mm	**300** mm	**220** mm	Haya	De **8** a **13.5** mm	1 Ud.

PAREJA DE BARRAS CUADRADAS EN «C» DE MADERA

Material: Acero AISI 304, Madera

Acabado: /8 /15

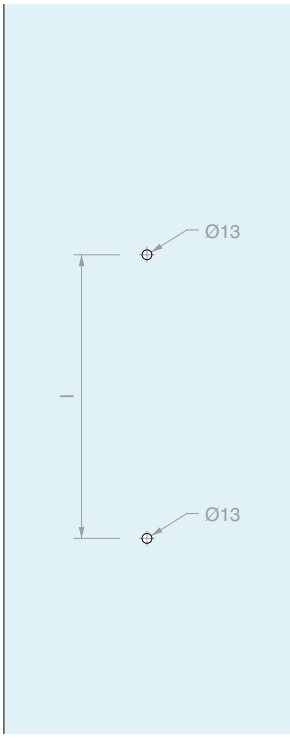

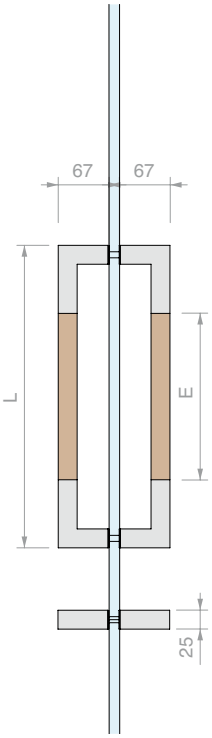

Art.	L	I	E	Esencia	Para vidrios	Cant.
MNQLAC25300	**300** mm	**275** mm	**120** mm	Haya	De **8** a **13.5** mm	1 Ud.
MNQLAC25400	**400** mm	**375** mm	**220** mm	Haya	De **8** a **13.5** mm	1 Ud.

BARRAS CON FIJACIÓN VHB

PREPARACIÓN DE LAS SUPERFICIES

Para una adhesión óptima, la superficie donde se aplicará la barra se debe limpiar con la toallita prevista (incluida en el kit), secada y a temperatura ambiente (mín. 21°C - máx. 38°C). El heptano o el alcohol isopropílico más agua también pueden utilizarse como disolventes de limpieza. Tras retirar la lengüeta protectora de la tira adhesiva, se aplica una presión firme entre la barra y el soporte. Al cabo de un día se alcanza el 90% del aguante y a las 72 horas se produce el asentamiento definitivo. Para aumentar aún más el agarre en superficies en contacto con el agua, basta con calentar la zona a 70°C durante una hora aproximadamente.

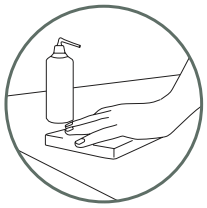

limpiar con disolvente

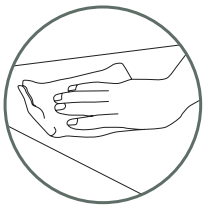

secar con toallita

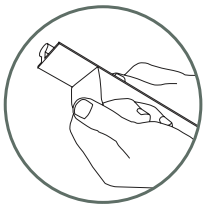

quitar la película protectora y aplicar

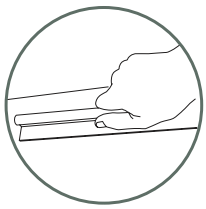

presionar fuerte

MANILLA PARA CORREDERAS CON FIJACIÓN VHB 400

Material: Aluminio

Acabado: /91 /97

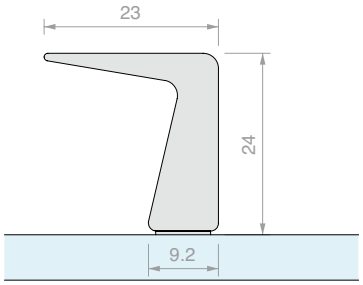

Art.	Longitud	Cant.
MAN400V160	**240** mm	1 Ud.
MAN400V320	**390** mm	1 Ud.
MAN400V448	**540** mm	1 Ud.



MANILLA PARA CORREDERAS CON FIJACIÓN VHB 401

Material: Aluminio

Acabado: /91 /97

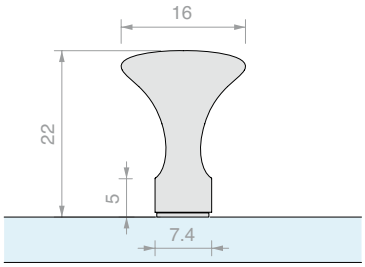

Art.	Longitud	Cant.
MAN401V160	**240** mm	1 Ud.
MAN401V320	**390** mm	1 Ud.
MAN401V448	**540** mm	1 Ud.

MANILLA PARA CORREDERAS CON FIJACIÓN VHB 412

Material: Aluminio

Acabado: /88 /91 /97

Otros acabados bajo pedido

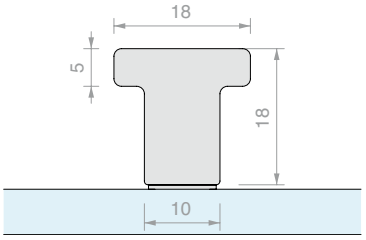

Art.	Longitud	Cant.
MAN412V250	**250** mm	1 Ud.
MAN412V350	**350** mm	1 Ud.

MANILLA PARA CORREDERAS CON FIJACIÓN VHB 414

Material: Aluminio

Acabado: /88 /91 /97

Otros acabados bajo pedido

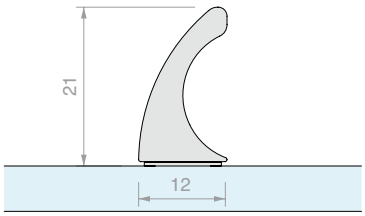

Art.	Longitud	Cant.
MAN414V250	**250** mm	1 Ud.
MAN414V350	**350** mm	1 Ud.

MANILLA PARA CORREDERAS CON FIJACIÓN VHB 404

Material: Aluminio

Acabado: /91 /97 /R2

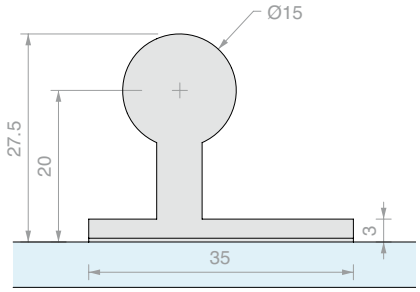

Art.	Longitud	Cant.
MAN404V160	**230** mm	1 Ud.
MAN404V320	**380** mm	1 Ud.
MAN404V448	**530** mm	1 Ud.



MANILLA PARA CORREDERAS CON FIJACIÓN VHB 408

Material: Aluminio

Acabado: /91 /97 /R2

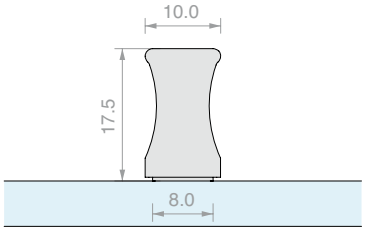

Art.	Longitud	Cant.
MAN408V160	**260** mm	1 Ud.
MAN408V320	**410** mm	1 Ud.
MAN408V448	**560** mm	1 Ud.

MANILLA PARA CORREDERAS CON FIJACIÓN VHB 500

Material: Aluminio

Acabado: /88 /91 /97 /R2

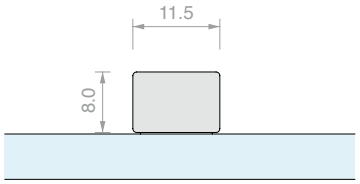

Art.	Longitud	Cant.
MAN500V150	**150** mm	1 Ud.

MANILLA PARA CORREDERAS CON FIJACIÓN VHB HAND10057

Material: Acero AISI 304

Acabado: /8 /15

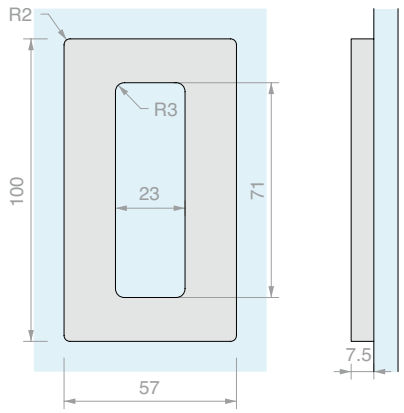

Art.	Cant.
HAND10057VHB	1 Ud.

MANILLA PARA CORREDERAS CON FIJACIÓN VHB HAND12062

Material: Acero AISI 304

Acabado: /8 /15

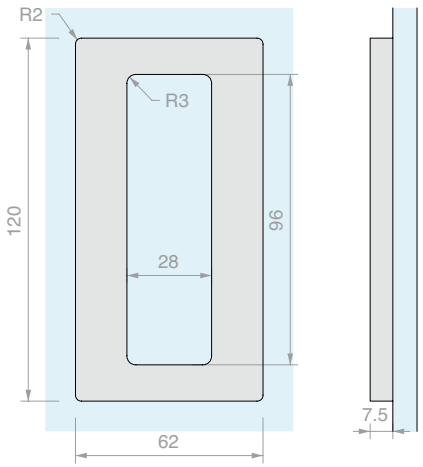

Art.	Cant.
HAND12062VHB	1 Ud.

MANILLA PARA CORREDERAS CON FIJACIÓN VHB HAND6640

Material: Aluminio

Acabado: /1 /6 /88 /91 /97

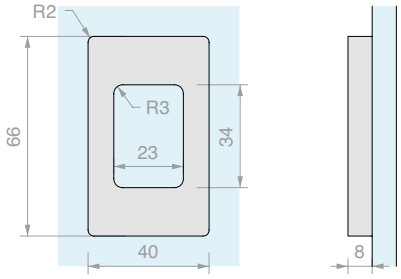

Art.	Cant.
HAND6640VHB	1 Ud.

MANILLA PARA CORREDERAS CON FIJACIÓN VHB HAND10052

Material: Aluminio

Acabado: /1 /6 /88 /91 /97

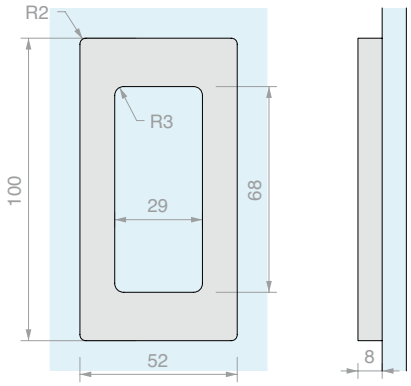

Art.	Cant.
HAND10052VHB	1 Ud.

MANILLA PARA CORREDERAS CON FIJACIÓN VHB HAND13040

Material: Aluminio

Acabado: /1 /6 /88 /91 /97 /R6 /R13

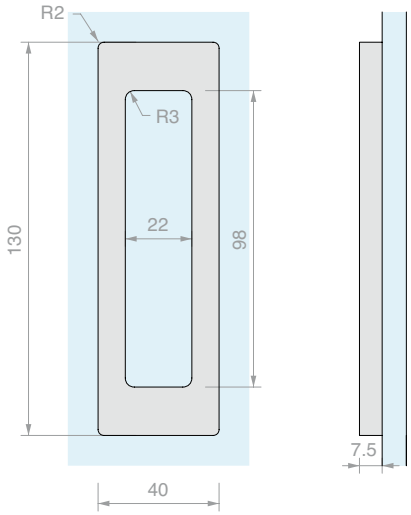

Art.	Cant.
HAND13040VHB	1 Ud.

MANILLA CUADRADA PARA CORREDERAS CON FIJACIÓN VHB

Material: Acero AISI 304

Acabado: /9

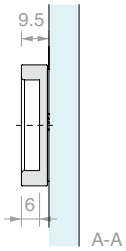

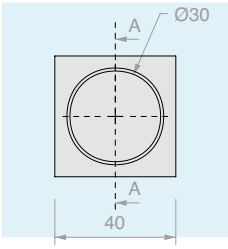

Art.	Cant.
MABDQ40	1 Ud.

MANILLA REDONDO PARA CORREDERAS CON FIJACIÓN VHB

Material: Acero AISI 304

Acabado: /9

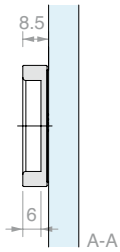

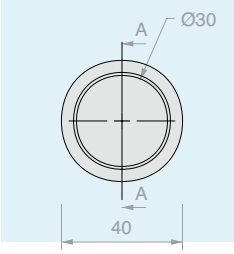

Art.	Cant.
MABDT40	1 Ud.

PLANTILLA DE MONTAJE MABDQ40-MABDT40-MAUVQ40-MAUVT40

Material: Acero AISI 304

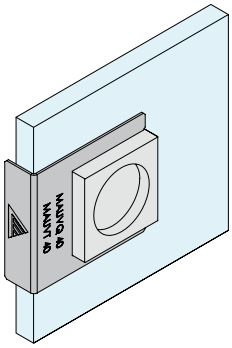

Art.	Cant.
FXGAB10	1 Ud.

PAREJA DE MANILLAS CUADRADAS

Material: Acero AISI 304

Acabado: /9

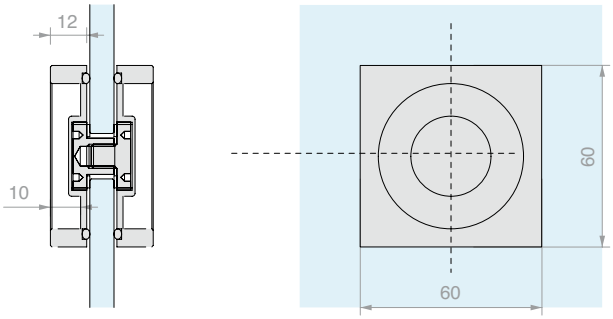

Art.	Orificio	Para vidrios	Cant.
MAQ60	**Ø14** mm	De **8** a **12** mm	1 Ud.

PAREJA DE MANILLAS REDONDAS

Material: Acero AISI 304

Acabado: /9

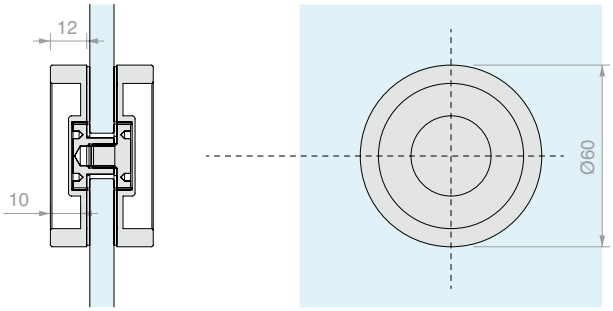

Art.	Orificio	Para vidrios	Cant.
MAT60	**Ø14** mm	De **8** a **12** mm	1 Ud.

PAREJA DE MANILLAS CUADRADAS

Material: Acero AISI 304

Acabado: /9

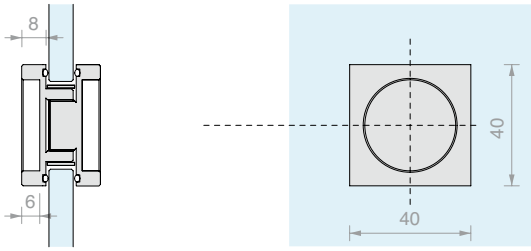

Art.	Orificio	Para vidrios	Cant.
MAQ40	**Ø30** mm	De **8** a **12** mm	1 Ud.

PAREJA DE MANILLAS REDONDAS

Material: Acero AISI 304

Acabado: /9

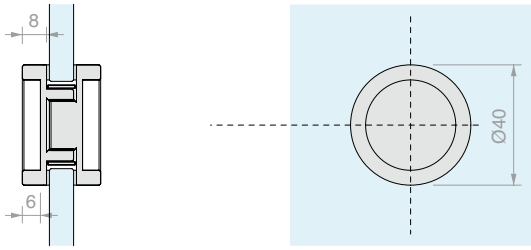

Art.	Orificio	Para vidrios	Cant.
MAT40	**Ø30** mm	De **8** a **12** mm	1 Ud.

PAREJA DE MANILLAS REDONDAS ABIERTAS 4314

Material: Acero AISI 304

Acabado: /8 /15

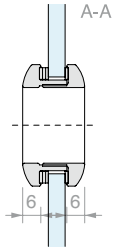

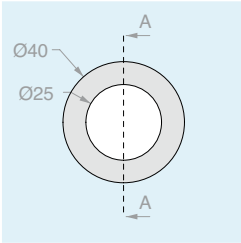

Art.	Orificio	Para vidrios	Cant.
MAT4314	**Ø32** mm	De **6** a **10** mm	1 Ud.

PAREJA DE MANILLAS REDONDAS CERRADAS 4320

Material: Acero AISI 304

Acabado: /8 /15

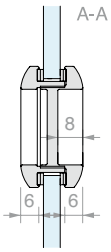

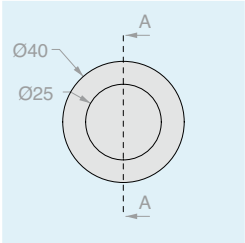

Art.	Orificio	Para vidrios	Cant.
MAT4320	**Ø32** mm	De **6** a **10** mm	1 Ud.



PAREJA DE MANILLAS REDONDAS ABIERTAS 6314

Material: Acero AISI 304

Acabado: /8 /15

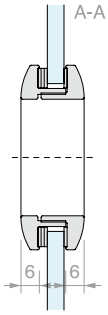

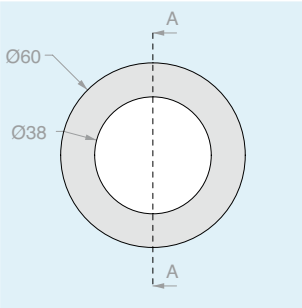

Art.	Orificio	Para vidrios	Cant.
MAT6314	**Ø48** mm	De **8** a **10** mm	1 Ud.

PAREJA DE MANILLAS REDONDAS CERRADAS 6320

Material: Acero AISI 304

Acabado: /8 /15

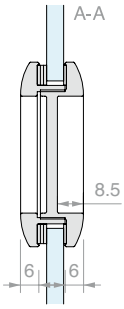

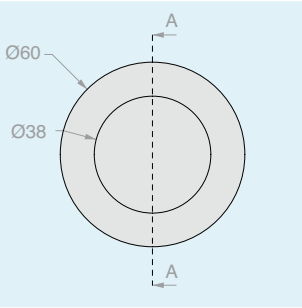

Art.	Orificio	Para vidrios	Cant.
MAT6320	**Ø48** mm	De **8** a **10** mm	1 Ud.

PAREJA DE MANILLAS REDONDAS ABIERTAS 8314

Material: Acero AISI 304

Acabado: /8 /15

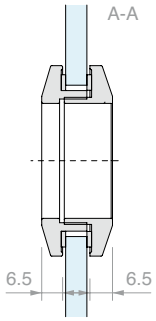

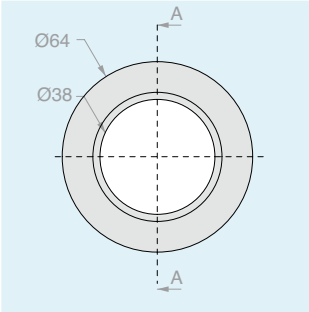

Art.	Orificio	Para vidrios	Cant.
MAT8314	**Ø50** mm	De **8** a **10** mm	1 Ud.

PAREJA DE MANILLAS REDONDAS CERRADAS 8320

Material: Acero AISI 304

Acabado: /8 /15

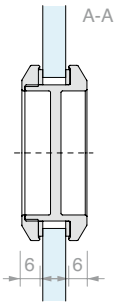

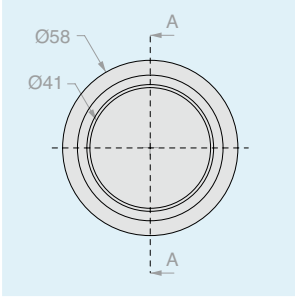

Art.	Orificio	Para vidrios	Cant.
MAT8320	**Ø50** mm	De **8** a **10** mm	1 Ud.

PAREJA DE MANILLAS REDONDAS CERRADAS 6036

Material: Aluminio

Acabado: /88 /91 /97

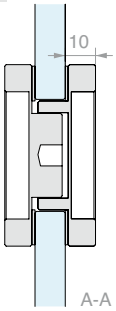

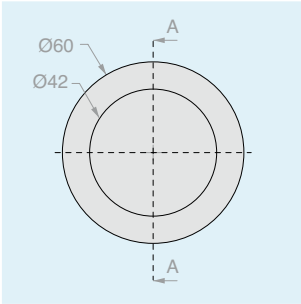

Art.	Orificio	Para vidrios	Cant.
MAL6036	**Ø38** mm	De **8** a **12** mm	1 Ud.

PAREJA DE MANILLAS REDONDAS CERRADAS 6050

Material: Aluminio

Acabado: /88 /91 /97

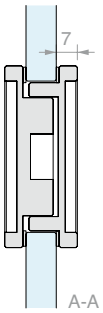

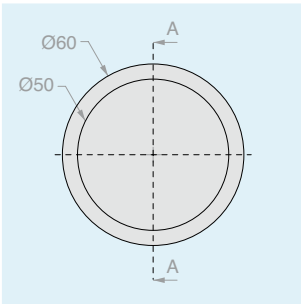

Art.	Orificio	Para vidrios	Cant.
MAL6050	**Ø51** mm	De **8** a **12** mm	1 Ud.

PAREJA DE MANILLAS REDONDAS ABIERTAS 30A

Material: Latón

Acabado: /1 /2 /3

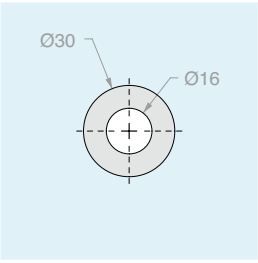

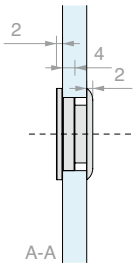

Art.	Orificio	Para vidrios	Cant.
MAN30A	**Ø26** mm	De **4** a **6** mm	1 Ud.

PAREJA DE MANILLAS REDONDAS CERRADAS 30C

Material: Latón

Acabado: /1 /2 /3

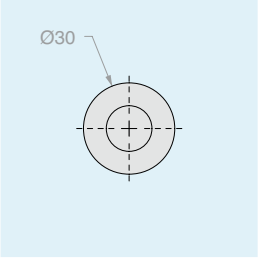

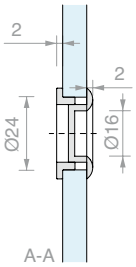

Art.	Orificio	Para vidrios	Cant.
MAN30C	**Ø26** mm	De **4** a **6** mm	1 Ud.

PAREJA DE MANILLAS REDONDAS ABIERTAS 40A

Material: Latón

Acabado: /1 /2 /3

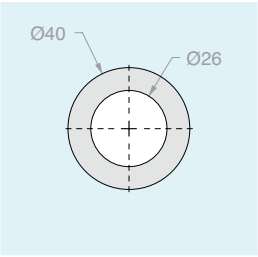

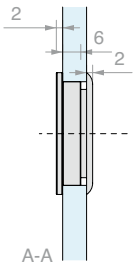

Art.	Orificio	Para vidrios	Cant.
MAN40A	**Ø36** mm	De **8** a **10** mm	1 Ud.

PAREJA DE MANILLAS REDONDAS CERRADAS 40C

Material: Latón

Acabado: /1 /2 /3

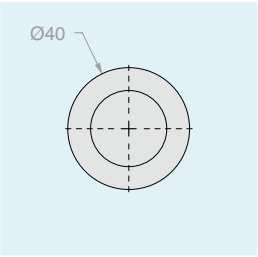

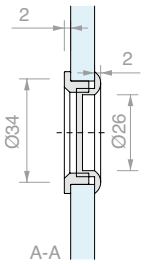

Art.	Orificio	Para vidrios	Cant.
MAN40C	**Ø36** mm	De **8** a **10** mm	1 Ud.

PAREJA DE MANILLAS REDONDAS ABIERTAS 60A

Material: Latón

Acabado: /1 /2 /92

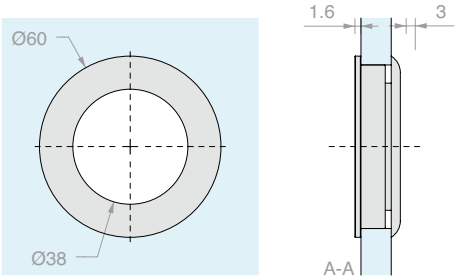

Art.	Orificio	Para vidrios	Cant.
MAN60A	**Ø55** mm	De **8** a **12** mm	1 Ud.

PAREJA DE MANILLAS REDONDAS CERRADAS 60C

Material: Latón

Acabado: /1 /2 /92

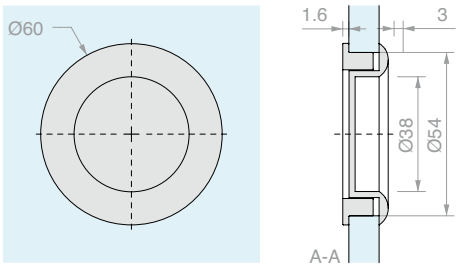

Art.	Orificio	Para vidrios	Cant.
MAN60C	**Ø55** mm	De **8** a **12** mm	1 Ud.

PAREJA DE MANILLAS REDONDAS CON POMO

Material: Latón

Acabado: /1 /3

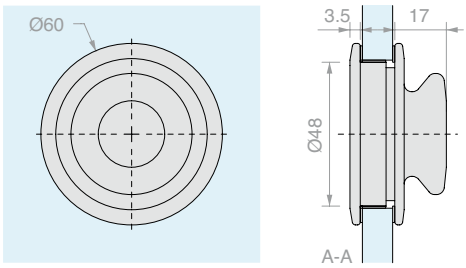

Art.	Orificio	Para vidrios	Cant.
MSC9	**Ø50** mm	De **8** a **12** mm	1 Ud.

PAREJA DE MANILLAS PARA CORREDERAS HAND10057

Material: Acero AISI 304

Acabado: /8 /15

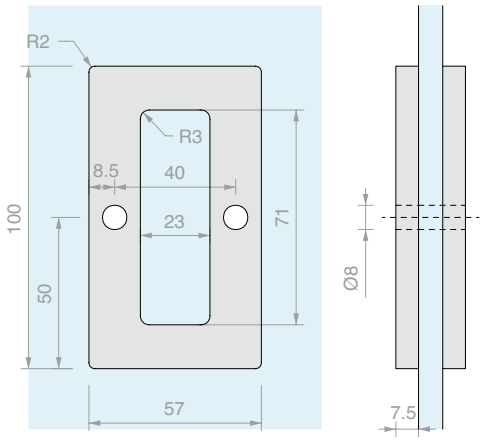

Art.	Para vidrios	Cant.
HAND10057	De **8** a **12** mm	1 Ud.

PAREJA DE MANILLAS PARA CORREDERAS HAND12062

Material: Acero AISI 304

Acabado: /8 /15

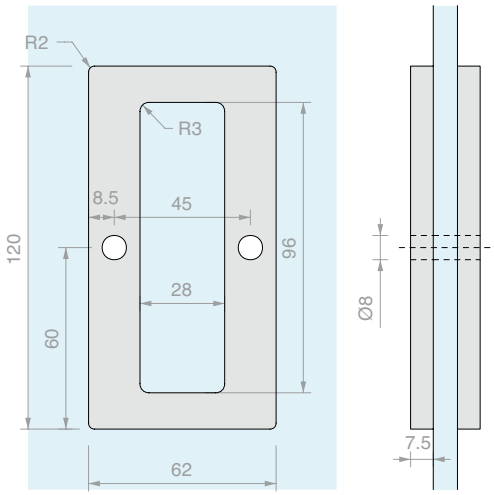

Art.	Para vidrios	Cant.
HAND12062	De **8** a **12** mm	1 Ud.

PAREJA DE MANILLAS PARA CORREDERAS HAND6640

Material: Aluminio

Acabado: /1 /6 /88 /91 /97

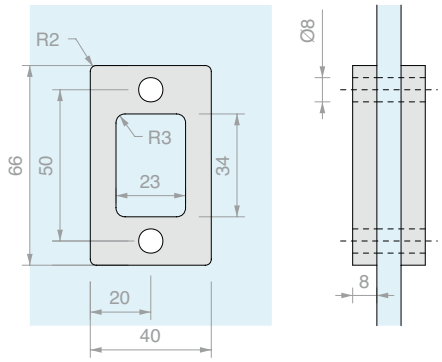

Art.	Para vidrios	Cant.
HAND6640	De **8** a **12** mm	1 Ud.

PAREJA DE MANILLAS PARA CORREDERAS HAND10052

Material: Aluminio

Acabado: /1 /6 /88 /91 /97

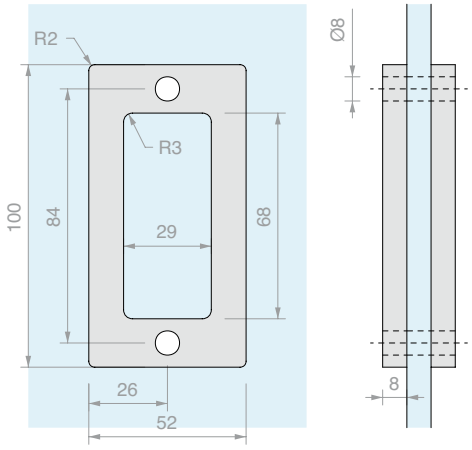

Art.	Para vidrios	Cant.
HAND10052	De **8** a **12** mm	1 Ud.

PAREJA DE MANILLAS PARA CORREDERAS HAND13040

Material: Aluminio

Acabado: /1 /6 /88 /91 /97

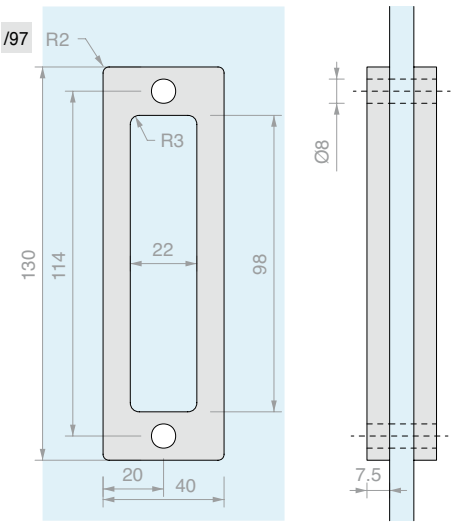

Art.	Para vidrios	Cant.
HAND13040	De **8** a **12** mm	1 Ud.

PAREJA DE MANILLAS PARA CORREDERAS EMPOTRADAS

Material: Latón

Acabado: /1 /24 /45

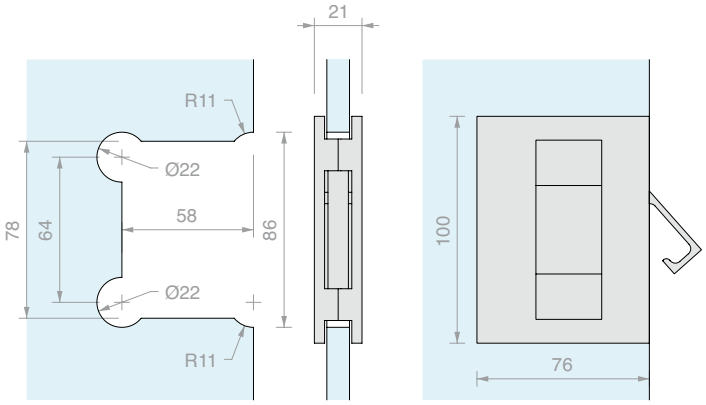

Art.	Para vidrios	Cant.
MSC7	De **8** a **10** mm	1 Ud.

PAREJA DE MANILLAS PARA CORREDERAS

Material: Latón

Acabado: /1 /24 /45

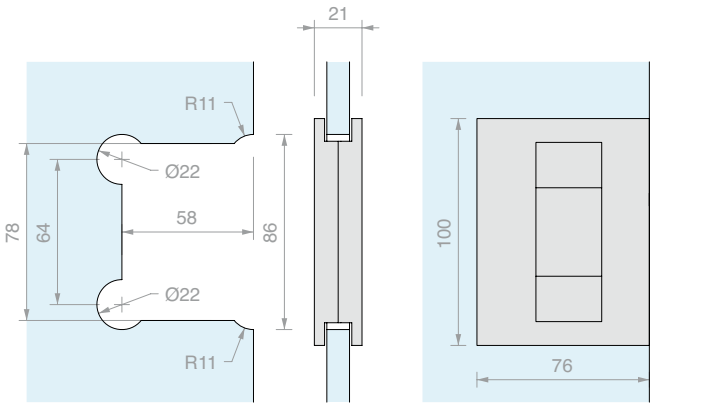

Art.	Para vidrios	Cant.
MSC5	De **8** a **10** mm	1 Ud.

PAREJA DE MANILLAS PARA CORREDERAS EMPOTRADAS CON REFUERZO PARA CANALETA DE PARED

Material: Latón

Acabado: /1 /24 /45

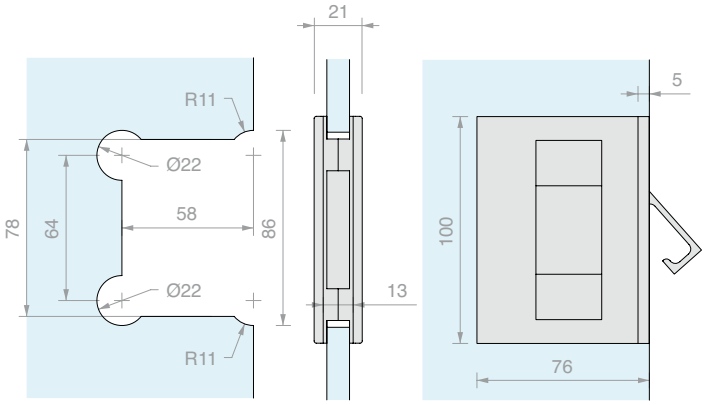

Art.	Para vidrios	Cant.
MSC8	De **8** a **10** mm	1 Ud.

PAREJA DE MANILLAS PARA CORREDERAS CON REFUERZO PARA CANALETA DE PARED

Material: Latón

Acabado: /1 /24 /45

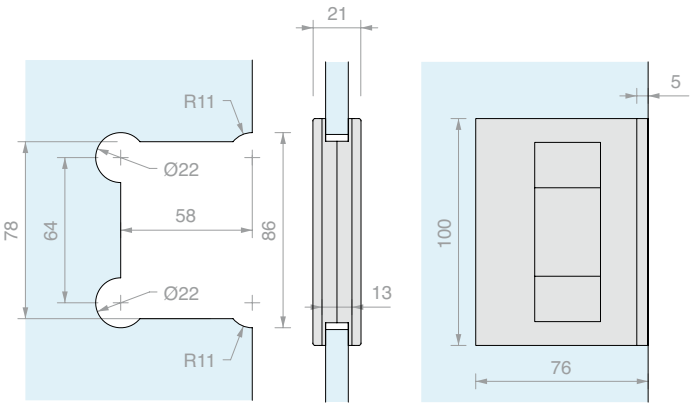

Art.	Para vidrios	Cant.
MSC6	De **8** a **10** mm	1 Ud.

PAREJA DE MANILLAS SQUARE

Material: Latón

Orificio vidrio aconsejado mínimo Ø8 mm

Acabado: /1 /24

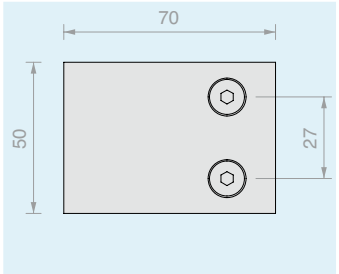

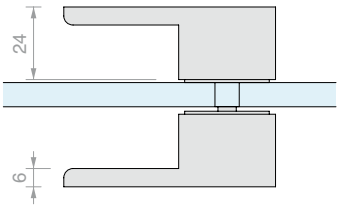

Art.	Para vidrios	Cant.
MNQ2470	De **8** a **12** mm	1 Ud.

PAREJA DE MANILLAS 2030

Material: Latón

Orificio vidrio aconsejado mínimo Ø8 mm

Acabado: /1 /24

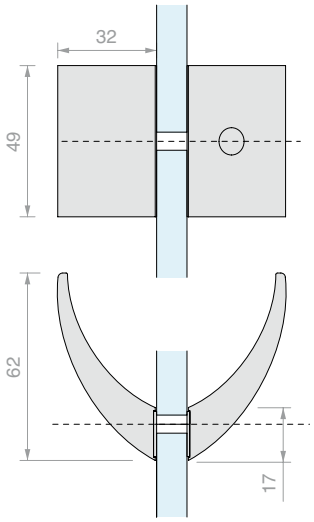

Art.	Para vidrios	Cant.
MN2030	De **6** a **8** mm	1 Ud.

PAREJA DE POMOS CON EMPUÑADURA

Material: Acero AISI 304

Orificio vidrio aconsejado mínimo Ø6 mm

Acabado: /9

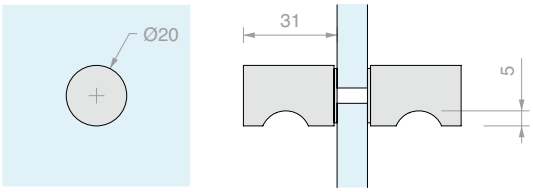

Art.	Para vidrios	Cant.
POM1ACC20	De **5** a **15** mm	1 Ud.

PAREJA DE POMOS CON EMPUÑADURA

Material: Acero AISI 304

Orificio vidrio aconsejado mínimo Ø6 mm

Acabado: /9

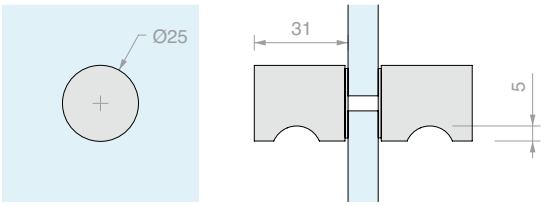

Art.	Para vidrios	Cant.
POM1ACC25	De **5** a **15** mm	1 Ud.

PAREJA DE POMOS CON EMPUÑADURA SERIE SOLEIL ROYAL

Material: Acero AISI 304

Orificio vidrio aconsejado mínimo Ø12 mm

Acabado: /9

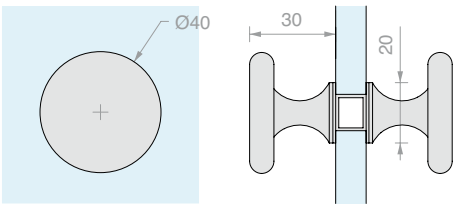

Art.	Para vidrios	Cant.
POM8	De **6** a **10** mm	1 Ud.



PAREJA DE POMOS CON EMPUÑADURA

Material: Latón

Orificio vidrio aconsejado mínimo Ø8 mm

Acabado: /1 /3

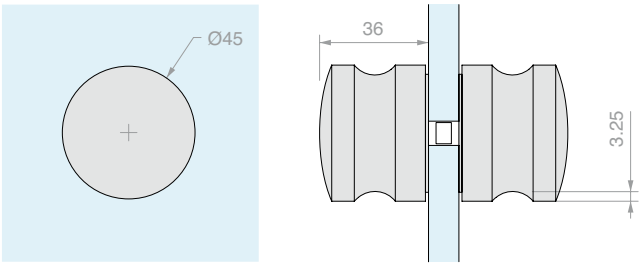

Art.	Para vidrios	Cant.
POM4535	De **8** a **13.5**mm	1 Ud.

PAREJA DE POMOS CON EMPUÑADURA VETCIL35

Material: latón

Orificio vidrio aconsejado mínimo Ø10 mm

Acabado: /1 /2 /3

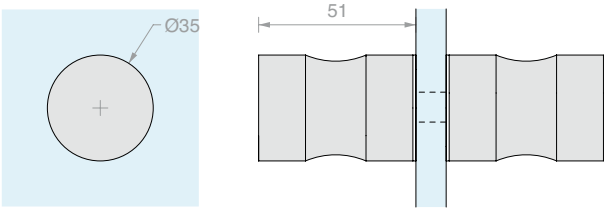

Art.	Para vidrios	Cant.
VETCIL35	De **8** a **12** mm	1 Ud.

PAREJA DE POMOS CON EMPUÑADURA SP255

Material: latón

Orificio vidrio aconsejado mínimo Ø8 mm

Acabado: /1 /2 /4 /24 /R2

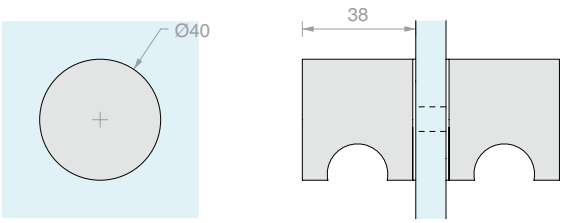

Art.	Para vidrios	Cant.
SP255	De **8** a **14** mm	1 Ud.

PAREJA DE POMOS CON EMPUÑADURA SP2255

Material: latón

Orificio vidrio aconsejado mínimo Ø8 mm

Acabado: /1 /2 /4 /24 /R2

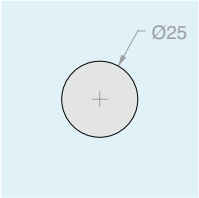

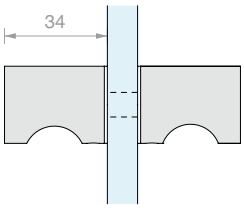

Art.	Para vidrios	Cant.
SP2255	De **6** a **12** mm	1 Ud.

PAREJA DE POMOS MOLETEADOS CON EMPUÑADURA SP2255GD

Material: latón

Orificio vidrio aconsejado mínimo Ø8 mm

Acabado: /1 /2 /4 /24 /R2

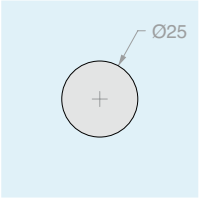

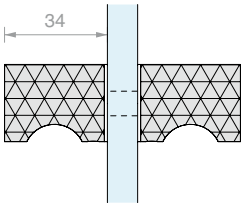

Art.	Para vidrios	Cant.
SP2255GD	De **6** a **12** mm	1 Ud.

PAREJA DE POMOS CUADRADOS CON EMPUÑADURA

Material: latón

Orificio vidrio aconsejado mínimo Ø12 mm

Acabado: /1 /2 /4 /24 /R2

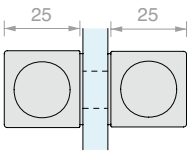

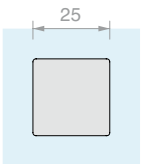

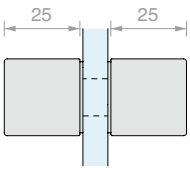

Art.	Para vidrios	Cant.
DQTS2525	De **8** a **12** mm	1 Ud.

PAREJA DE POMOS CUADRADOS

Material: latón

Orificio vidrio aconsejado mínimo Ø8 mm

Acabado: /1 /2 /3 /4 /R2

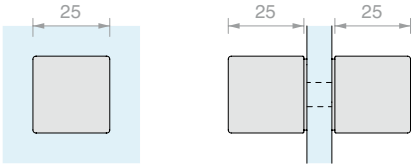

Art.	Para vidrios	Cant.
DQP2525	De **8** a **15** mm	1 Ud.

PAREJA DE POMOS LARGOS

Material: latón

Orificio vidrio aconsejado mínimo Ø8 mm

Acabado: /1 /2 /3 /4 /R2

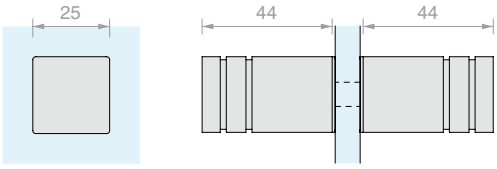

Art.	Para vidrios	Cant.
POM2525	De **8** a **15** mm	1 Ud.

PAREJA DE POMOS

Material: Latón

Orificio vidrio aconsejado mínimo Ø8 mm

Acabado: /1 /3

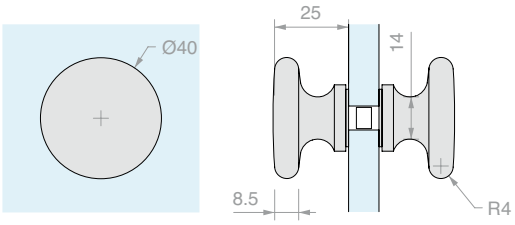

Art.	`Para vidrios	Cant.
POM45PT	De **8** a **15** mm	1 Ud.

POMOS ESFÉRICOS

Material: Latón

Orificio vidrio aconsejado mínimo Ø6 mm

Acabado: /1 /2 /3

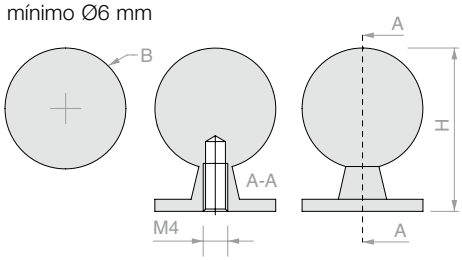

Art.	B	H	Para vidrios	Cant.
POM01	**Ø20** mm	**27** mm	De **6** a **15** mm	1 Ud.
POM02	**Ø25** mm	**33** mm	De **6** a **15** mm	1 Ud.
POM03	**Ø30** mm	**39** mm	De **6** a **19** mm	1 Ud.
POM04	**Ø35** mm	**45** mm	De **6** a **19** mm	1 Ud.

PAREJA DE POMOS CON CABEZA DE PVC

Material: Latón y PVC

Orificio vidrio aconsejado mínimo Ø10 mm

Acabado: /1 /3

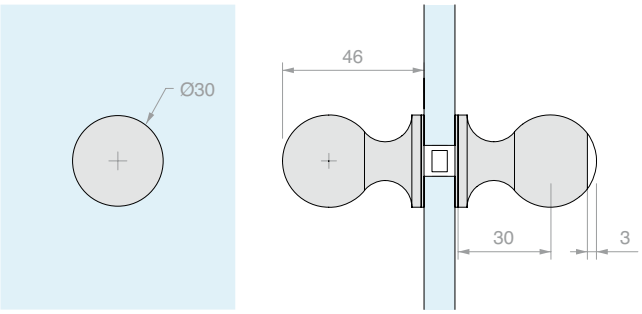

Art.	Para vidrios	Cant.
POMPVC	De **6** a **15** mm	1 Ud.

PAREJA DE POMOS PRENSADOS DE VIDRIO

Material: Vidrio adherido sobre base de latón

Orificio vidrio aconsejado mínimo Ø10 mm

Color vidrio: satinado

Acabado base: /1 /2 /3

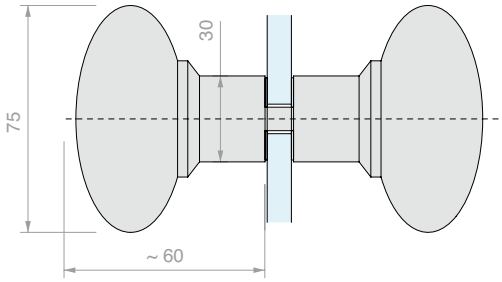

Art.	Para vidrios	Cant.
POM75	De **8** a **12** mm	1 Ud.

PAREJA DE POMOS ESFÉRICOS DE VIDRIO

Material: Vidrio adherido sobre base de latón

Orificio vidrio aconsejado mínimo Ø10 mm

Color vidrio: transparente, satinado

Acabado base: /1 /2 /3

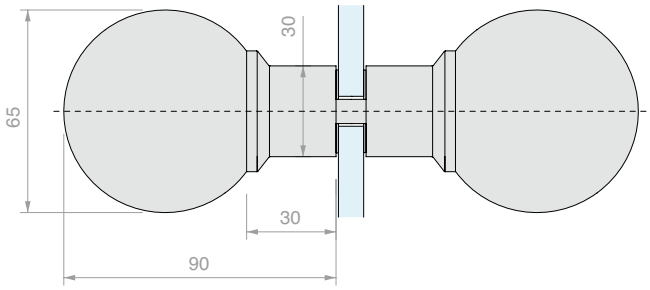

Art.	Para vidrios	Vidrio	Cant.
POM65T	De **8** a **12** mm	Transparente	1 Ud.
POM65S	De **8** a **12** mm	Satinado	1 Ud.

POMOS ESFÉRICOS DE VIDRIO SERIE ARIUS

Material: Vidrio adherido sobre base de latón
Orificio vidrio aconsejado mínimo Ø8 mm
Color vidrio: transparente
Acabado base: /1 /2

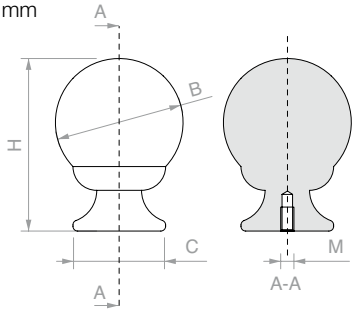

Art.	B	C	H	M	Cant.
POM90540T	**Ø40** mm	**29** mm	**57** mm	**M4**	1 Ud.
POM90555T	**Ø55** mm	**41** mm	**78** mm	**M6**	1 Ud.

PAREJA DE POMOS PRENSADOS DE VIDRIO

Material: Vidrio adherido sobre base de latón
Orificio vidrio aconsejado mínimo Ø10 mm
Color vidrio: transparente, satinado
Acabado base: /1 /2 /3

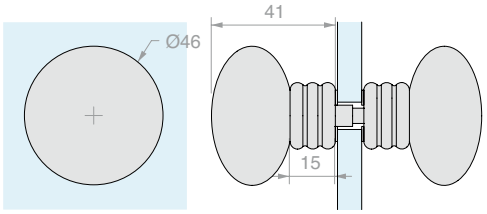

Art.	Para vidrios	Vidrio	Cant.
POM45T	De **5** a **8** mm	Transparente	1 Ud.
POM45S	De **5** a **8** mm	Satinado	1 Ud.

PAREJA DE POMOS ESFÉRICOS DE VIDRIO

Material: Vidrio adherido sobre base de latón
Orificio vidrio aconsejado mínimo Ø10 mm
Color vidrio: transparente, satinado
Acabado base: /1 /2 /3

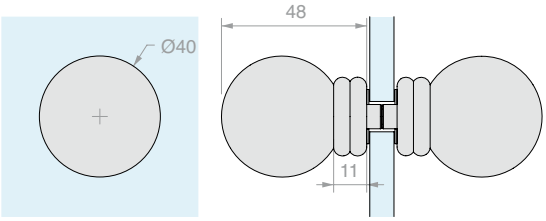

Art.	Para vidrios	Vidrio	Cant.
POMBD40T	De **8** a **10** mm	Transparente	1 Ud.
POMBD40S	De **8** a **10** mm	Satinado	1 Ud.

PAREJA DE POMOS ESFÉRICOS DE VIDRIO

Material: Vidrio adherido sobre base de latón
Orificio vidrio aconsejado mínimo Ø6 mm
Color vidrio: transparente
Acabado base: /1 /2 /3

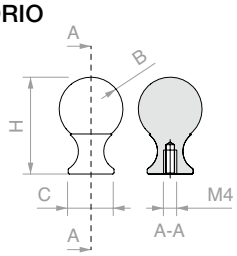

Art.	B	C`	H	Vidrio	Cant.
POMVE20T	**Ø20** mm	**Ø16** mm	**32** mm	Transparente	1 Ud.
POMVE20S	**Ø20** mm	**Ø16** mm	**32** mm	Satinado	1 Ud.
POMVE25T	**Ø25** mm	**Ø18** mm	**38** mm	Transparente	1 Ud.
POMVE25S	**Ø25** mm	**Ø18** mm	**38** mm	Satinado	1 Ud.
POMVE30T	**Ø30** mm	**Ø18** mm	**42** mm	Transparente	1 Ud.
POMVE30S	**Ø30** mm	**Ø18** mm	**42** mm	Satinado	1 Ud.

ÍNDICE ANALÍTICO VOLUMEN 3

Art.	Pág.
042,3005,100	255
042,3005,200	255
042,3005,300	255
042,3005,400	255
042,3005,600	255
042,3102,071	79
042,3102,072	79
042,3114,071	79
053.3071.300	307
053.3072.100	307
053.3072.200	307
053.3072.300	307
053.3072.600	307
053.3075.300	308
053.3324.200	306
053.3324.300	306
053.3324.600	306
053.3326.200	306
053.3326.300	306
053.3326.400	306
053.3326.600	306
053.3338.200	307
053.3338.300	307
053.3338.400	307
053.3338.600	307
053.3342.200	306
053.3342.300	306
053.3342.600	306
053.3361.071	308
053.3361.072	308
057,3030,071	259
057,3073,071	79
057,3073,072	78
057,3078,002	257
057,3080,001	322
057,3080,002	322
057,3084,200	254
057,3084,300	254
057,3084,400	254
057,3084,600	254
057,3085,200	255
057,3085,300	255

Art.	Pág.
057,3085,400	255
057,3085,600	255
057,3099,071	259
057,3114,071	78
057.3010.001	382
057.3030.071	337
057.3114.071	209
057.3159.071	309
057.3159.072	309
057.3159.073	309
0573.030.071	355
AP1203BOKS	537
AP1203BOMG	537
AP1203BOPA	536
AP1203BORH	536
AP1203BOST	536
AP2203BOKS	535
AP2203BOMG	535
AP2203BOPA	534
AP2203BORH	534
AP2203BOST	534
APHAFKRC	543
APHAFKRH	543
APHAFKSC	541
APHAFKSH	541
APHANDGD	548
APHANDRC	542
APHANDRH	542
APHANDSC	540
APHANDSH	540
APHANDTC	548
APRO1008	547
APRO1010	547
APRO1012	547
APRO1013	547
APRO1020	549
APRO1050	549
APRO4008	547
APRO4010	547
APRO4012	547
APRO4013	547
APRO4040	549

Art.	Pág.
APRO4080	549
APRO4403BORH	544
APRO4406BORH	544
APRO4503BORH	545
APRO4506BORH	545
APRO4603BORH	546
APRO4606BORH	546
APROIN1203H	538
APROIN1203HM	538
APROIN17M	539
APROIN2203H	538
APROIN2203HM	538
CAL005	555
CAL006	555
CAL007	555
CALMU30	555
CARVIT8X40-A2	78
CARVIT8X50-A2	78
CER148	518
CER148AL	521
CER148ALSQ	521
CER160	518
CER175	518
CER4AL	520
CER4ALSQ	520
CERMGLISS	524
CERPOS162	122
CERPOS170ALL	210
CERPOS170COV	210
CERPOS170SYNC	210
CERPOS514	211
CERPOS514-C	211
CERPOS514-T	211
CERPT80	493
CERPT80SQ	492
CGS1620DX	482
CGS1620SX	482
CGS1640DX	483
CGS1640SX	483
CHN28	318
CHN31	318
CISA2227D	539

Art.	Pág.
CISA2227U	539
CL95	321
CLH12	319
CLHM14	319
CLM11	320
CLPN	321
CLS10	320
DQC63	488
DQC65	488
DQMATIQUE3	513
DQMATIQUE44	513
DQMATIQUE480	514
DQMATIQUE66	513
DQMATIQUE680	514
DQP2525	629
DQS11	313
DQS13	312
DQS15	311
DQS21	313
DQS23	312
DQS25	311
DQS37	314
DQTS2525	628
ELEK100	409
ELEK218	408
ELEK290	409
ELEK390	410
ELEK436	408
ELEKTRA100	409
ELEKTRA218	408
ELEKTRA290	409
ELEKTRA390	410
ELEKTRA436	408
FA100	522
FA180	523
FA50	522
FA580	523
FH300C	517
FIXBORK1	410
FIXGHIERA10	410
FIXGHIERA8	410
FOP10.30	125

Art.	Pág.
FOP15.30	125
FOP20.30	125
FOU1011.30	125
FOU1013.30	74
FPT01	554
FPT03	554
FPT07	554
FPT09	555
FPT11	555
FPT21	554
FR300R	517
FXGAB10	614
GARDAML	475
GARDATD	475
GB01.30	77
GF100	467
GF150	470
GF150F	470
GF200	467
GF210	468
GF400	468
GF600	470
GF700	470
GK200	472
GK800	473
GL10	477
GL200P	472
GL200S	472
GL200SU	472
GL25	477
GL7100	474
GL7200	474
GL7300	474
GL7311	490
GL7433	474
GL7439	474
GL800	473
GL8815	476
GL8819	476
GL8823	476
GL8824	476
GLM20002MUR	330

Art.	Pág.
GLM20002SOF	332
GLM20002VET	331
GLM20003MUR	330
GLM20003SOF	332
GLM20003VET	331
GLM20004MUR	330
GLM20004SOF	332
GLM20004VET	331
GLM2106	335
GLM2500	334
GLM2550	334
GLM3000	344
GLM30002MUR	342
GLM30002VET	342
GLM30003MUR	342
GLM30003VET	342
GLM30004MUR	342
GLM30004VET	342
GLM3020	354
GLM3023	345
GLM3050	344
GLM32002PAR	350
GLM32002PLA	352
GLM32002VET	351
GLM32003PAR	350
GLM32003PLA	352
GLM32003VET	351
GLM32004PAR	350
GLM32004PLA	352
GLM32004VET	351
GLM33M5	335
GLM33VT	335
GLM6500	372
GLM6550	372
GLM7000	353
GLM8300A	335
GLM8500	363
GLMAN	353
GLMATM	363
GLMATS	364
GLMATV	364
GLMBDLN15	344

Art.	Pág.
GLMBLC01	336
GLMBLCDX	336
GLMBLCSX	336
GLMBRM	344
GLMBRV	345
GLMBST	363
GLMBST200	363
GLMBST300	363
GLMBST400	363
GLMCAV2	334
GLMCAV3	334
GLMCAV4	334
GLMDSTP	345
GLMDSTV	345
GLMFERM	364
GLMFORO	344
GLMGREG	365
GLMMOLL	336
GLMRC	363
GLMRCT	353
GLMRL	363
GLMSST	354
GLMSTOPDX	365
GLMSTOPSX	365
GLMTND20	344
GLMTND30	344
GLMTND40	344
GM65002MUR	370
GM65002VET	371
GM65003MUR	370
GM65003VET	371
GM65004MUR	370
GM65004VET	371
GM85002MUR	360
GM85002PLA	362
GM85002VET	361
GM85003MUR	360
GM85003PLA	362
GM85003VET	361
GM85004MUR	360
GM85004PLA	362
GM85004VET	361

Art.	Pág.
GNW20	381
GNW3500	381
GNW35002	380
GNW35003	380
GNW35004	380
GNW3550	381
GP77	77
GS01100	559
GS01875	559
GSB12	322
GSB831	323
GSL3000	556
GSL812	557
GSLS217	323
GSLSVL	322
GSP03100	561
GTUP2	121
GTUP2G	121
GTUP2N	121
GTUP3	121
GTUP3G	121
GTUP3N	121
GTUP4	121
GTUP4G	121
GTUP4N	121
GTUP5	121
GTUP5G	121
GTUP5N	121
GTUP6	121
GTUP6G	121
GTUP6N	121
GZ-TS071924	501
GZ-TS3000V	501
GZ-TS500NV110	498
GZ-TS500NV90	498
GZ-TS550NV	500
GZ-TSADT	499
HAND10052	620
HAND10052VHB	612
HAND10057	620
HAND10057VHB	612
HAND12062	620

Art.	Pág.
HAND12062VHB	612
HAND13040	620
HAND13040VHB	612
HAND32140VHB	81
HAND6640	620
HAND6640VHB	612
HD3301	486
HD3302D	486
HD3302F	486
HD3303	461
HD3304	490
HD3305D	488
HD3305P	488
HD3305U	488
HD3306	490
HD3307DX	487
HD3307SX	487
HD3308DX	487
HD3308-SLIDER	491
HD3308SX	487
HD3309	489
HD3310	489
HS1010PB	481
HS1010PS	481
HS1010SB	479
HS1010SPL	485
HS1010SS	479
HS1010SSB	480
HS1010SSS	480
HS66100	459
HS66200	459
HS66INF	460
HS66POZ	461
HS66POZSL	461
HS66SAFE	461
HS66SUP	460
IBT100	454
IBT10015	454
IBT10030	454
IBT90145	454
IBT9014515	454
IBT9014530	454

Art.	Pág.
IBTCUT	455
IMB1004SKITD	446
IMB1004SKITSC	446
IMB1004SKITU	446
IMB1454SKITD	448
IMB1454SKITSC	448
IMB1454SKITU	448
IMB2544	444
IMB254415	444
IMB254430	444
IMB2550SKITD	432
IMB2550SKITSC	432
IMB2550SKITU	432
IMB25KIT	442
IMB43148KITD	438
IMB43148KITSC	438
IMB43148KITU	438
IMB4344	444
IMB434415	444
IMB434430	444
IMB4350KITD	436
IMB4350KITSC	436
IMB4350KITU	436
IMB43KIT	443
IMBCUT	445
IMBG	444
IMBKIT100-8	452
IMBKIT8	452
LAVCER	431
LAVPRO2	431
LAVPRO3	431
LAVSER	431
LM0023C.300	74
LM0023C.400	74
LM0040C.100	72
LM0040C.150	72
LM0040C.300	72
LM0055C.200	74
LM0055C.300	74
LM0055C.400	74
LM0055C.600	74
LM0064CP.200	120

Art.	Pág.
LM0064CP.300	120
LM0064CP.400	120
LM0064CP.600	120
LM0075C.200	206
LM0075C.300	206
LM0075C.400	206
LM0075C.600	206
LM0100C.200	206
LM0100C.300	206
LM0100C.400	206
LM0100C.600	206
LM04855.200	70
LM04855.300	70
LM04855.400	70
LM04855.600	70
LM10022TP33	208
LM10042TP33	208
LM10044TP33	208
LM10059TP33	208
LM10090TP33	208
LM128	604
LM17019TP10	309
LM21.200	70
LM21.300	70
LM21.400	70
LM21.600	70
LM224	604
LM25040.300	73
LM25040.400	73
LM26075.200	205
LM26075.300	205
LM26075.400	205
LM26075.600	205
LM26100.200	205
LM26100.300	205
LM26100.400	205
LM26100.600	205
LM2V080.200	204
LM2V080.300	204
LM2V080.400	204
LM2V080.600	204
LM2V082.200	70

Art.	Pág.
LM2V082.300	70
LM2V082.400	70
LM2V082.600	70
LM31042TP32	208
LM31044TP32	208
LM3110.200	204
LM3110.300	204
LM3110.400	204
LM3110.600	204
LM3120.200	206
LM3120.300	206
LM3120.400	206
LM3120.600	206
LM320	604
LM32040.100	73
LM32040.150	73
LM32040.300	73
LM36040.100	72
LM36040.150	72
LM36040.300	72
LM38045.100	71
LM38045.150	71
LM38045.300	71
LM38065.100	71
LM38065.150	71
LM38065.300	71
LM3V112.200	205
LM3V112.300	205
LM3V112.400	205
LM3V112.600	205
LM3V129.200	71
LM3V129.300	71
LM3V129.400	71
LM3V129.600	71
LM40045.300	72
LM40045.400	72
LM48035TP10	309
LM54040TP32	75
LM54049TP32	75
LM5864P.200	120
LM5864P.300	120
LM5864P.400	120

Art.	Pág.
LM5864P.600	120
LM5864S.200	120
LM5864S.300	120
LM5864S.400	120
LM5864S.600	120
LM600025DE	494
LM600025FR	494
LM600025IT	494
LM6010525DE	494
LM6010525FR	494
LM6010525IT	494
LM6010533DE	494
LM6010533FR	494
LM6010533IT	494
LM609020DE	494
LM609020FR	494
LM609020IT	494
LM609025DE	494
LM609025FR	494
LM609025IT	494
LM609033DE	494
LM609033FR	494
LM609033IT	494
LM63061TP33	121
LM64051TP33	76
LM64055TP33	76
LM64098TP33	76
LM64145TP33	77
LM660040DE	495
LM660040FR	495
LM660040IT	495
LM669020DE	495
LM669020FR	495
LM669020IT	495
LM669030DE	495
LM669030FR	495
LM669030IT	495
LM669040DE	495
LM669040FR	495
LM669040IT	495
LM75042TP33	208
LM75044TP33	208

Art.	Pág.
LM75059TP33	208
LMC0038.300	73
LMC0038.400	73
LMC13.100	121
LMC13.200	121
LMC13.300	121
LMC36GPK12.200	272
LMC36GPK21.200	292
LMC36GPK21C.400	296
LMC36GPPK11CF.400	280
LMC36GPPK11F.200	276
LMC36GPPK12.200	270
LMC36GPPK21.200	284
LMC36GPPK21C.400	288
LMC36GPPK21CF.400	304
LMC36GPPK21F.200	300
LMCA065.100	74
LMCA065.150	74
LMCA065.200	74
LMCA065.300	74
LMCA065.400	74
LMCA065.600	74
LMCC065.100	75
LMCC065.150	75
LMCC065.200	75
LMCC065.300	75
LMCC065.400	75
LMCC065.600	75
LMDMP070Z	123
LMDMP100Z	123
LMDMP070ZKIT	122
LMDMP100ZKIT	122
LMGF	122
LMGF13-POM	125
LMGF15	309
LMGW	258
LMGWF200	232
LMGWF300	232
LMGWF400	236
LMGWI.B200	255
LMGWI.B300	255
LMGWI.B400	255

Art.	Pág.
LMGWI.B600	255
LMGWI200	248
LMGWI300	248
LMGWI400	252
LMGWS200	224
LMGWS300	224
LMGWS400	228
LMGWSB200	254
LMGWSB300	254
LMGWSB400	254
LMGWSB600	254
LMGWSI200	240
LMGWSI300	240
LMGWSI400	244
LMGWSIB200	254
LMGWSIB300	254
LMGWSIB400	254
LMGWSIB600	254
LMGWST01	256
LMINT-AM11	78
LMINT-AM22	73
LMINT-GT915	80
LMINT-PCOV30.100	68
LMINT-PCOV30.150	68
LMINT-PGUA30.100	68
LMINT-PGUA30.150	68
LMINT-VFIX30.100	69
LMINT-VFIX30.150	69
LMP6511P.200	90
LMP6511P.300	90
LMP6511CP.400	94
LMP6511CFP.400	102
LMP6511FP.200	98
LMP6511FP.300	98
LMP6521P.200	106
LMP6521P.300	106
LMP6521CP.400	110
LMP6521CFP.400	118
LMP6521FP.200	114
LMP6521FP.300	114
LMPERNOD	496
LMPERNOF	496

Art.	Pág.
LMPERNOI	496
LMPIA01	496
LMPIA02	496
LMPS-PSD62	123
LMPS-STP55	122
LMSIN-2AC11	80
LMSIN-2AC170	213
LMSIN-2AC500	213
LMSIN-2AT21	80
LMSIN-2AT502	212
LMSIN-3AT31	80
LMSIN-3AT503	213
LMSIN-AC55	123
LMSINCRO	258
LMSIN-GA55	123
LMT6511.200	30
LMT6511.300	30
LMT6511C.400	34
LMT6511CF.400	42
LMT6511F.200	38
LMT6511F.300	38
LMT6512.300	46
LMT6512F.300	50
LMT6513.400	54
LMT6513F.400	58
LMT6521.200	62
LMT6521.300	62
LMT6521.400	66
LMTAS	79
LMTCUT	81
LMTCUTDR	81
LMU20.100	121
LMU20.150	121
LMU20.300	121
LMU20TP	121
LMV10011.200	138
LMV10011.300	138
LMV10011C.400	146
LMV10011CF.400	158
LMV10011F.200	152
LMV10011F.300	152
LMV10012.300	162

Art.	Pág.
LMV10012F.300	166
LMV10013.400	170
LMV10013F.400	174
LMV10021.200	182
LMV10021.300	182
LMV10021C.400	190
LMV10021CF.400	202
LMV10021F.200	196
LMV10021F.300	196
LMV3111.200	134
LMV3111.300	134
LMV3111C.400	142
LMV3121.200	178
LMV3121.300	178
LMV3121C.400	186
LMV7511.200	136
LMV7511.300	136
LMV7511C.400	144
LMV7511CF.400	156
LMV7511F.200	150
LMV7511F.300	150
LMV7521.200	180
LMV7521.300	180
LMV7521C.400	188
LMV7521CF.400	200
LMV7521F.200	194
LMV7521F.300	194
LOGS10D	491
LOGS10U	491
M107	533
M135	533
MABDQ40	614
MABDT40	614
MAL6036	617
MAL6050	617
MAN30A	618
MAN30C	618
MAN400V160	608
MAN400V320	608
MAN400V448	608
MAN401V160	609
MAN401V320	609

Art.	Pág.
MAN401V448	609
MAN404V160	610
MAN404V320	610
MAN404V448	610
MAN408V160	611
MAN408V320	611
MAN408V448	611
MAN40A	618
MAN40C	618
MAN412V250	609
MAN412V350	609
MAN414V250	610
MAN414V350	610
MAN500V150	611
MAN60A	619
MAN60C	619
MAP101	580
MAP101-BOLT	580
MAP103	580
MAP105	581
MAP107	581
MAP109	581
MAP111	581
MAP113	582
MAP114	582
MAP115	583
MAP116	583
MAP117	583
MAP119	583
MAP121	583
MAP123	582
MAP125	582
MAP127	582
MAP-A220	568
MAP-A220MDX	569
MAP-A220MSX	569
MAP-A320	568
MAP-A320MDX	569
MAP-A320MSX	569
MAP-B220	570
MAP-B220MDX	571
MAP-B220MSX	571

Art.	Pág.
MAP-B320	570
MAP-B320MDX	571
MAP-B320MSX	571
MAP-BASE	566
MAP-BASEMDX	567
MAP-BASEMSX	567
MAP-C220	572
MAP-C220MDX	573
MAP-C220MSX	573
MAP-C320	572
MAP-C320MDX	573
MAP-C320MSX	573
MAP-E220	574
MAP-E220MDX	575
MAP-E220MSX	575
MAP-E320	574
MAP-E320MDX	575
MAP-E320MSX	575
MAP-F220	576
MAP-F220MDX	577
MAP-F220MSX	577
MAP-F320	576
MAP-F320MDX	577
MAP-F320MSX	577
MAP-G220	578
MAP-G220MDX	579
MAP-G220MSX	579
MAP-G320	578
MAP-G320MDX	579
MAP-G320MSX	579
MAQ40	615
MAQ60	615
MAT40	615
MAT4314	616
MAT4320	616
MAT60	615
MAT6314	616
MAT6320	616
MAT8314	617
MAT8320	617
MFM14025	81
MN1620	600

Art.	Pág.
MN2020	600
MN2030	624
MN251200	601
MN25300	600
MN25400	600
MN25500	600
MN25800	600
MN25850	601
MNQ2470	624
MNQL25300	607
MNQL25400	607
MNQLAC25300	607
MNQLAC25400	607
MNTL25300	606
MNTL25400	606
MNTLAC25300	606
MNTLAC25400	606
MSC5	622
MSC6	623
MSC7	622
MSC8	623
MSC9	619
PBA200CK	594
PBA200CKQ	594
PBA200CSK	594
PBA200QV01	587
PBA200QV01/D	587
PBA200QY02	588
PBA200QY04	588
PBA200QY04/A	588
PBA200QY06/A	588
PBA200Y002	590
PBA200Y004	590
PBA200Y004/A	590
PBA200Y006/A	590
PBA200YA02	592
PBA200YA04	592
PBA200YA04/A	592
PBA200YA06/A	592
PBA71	595
PBA911	595
PBAAD81	595

Art.	Pág.
PBAAS11	595
PBD3183	256
PBD3183.150	256
PBD3183.220	256
PD001	430
PD002	430
PD003	455
PD12	430
PD148RKIT10D	424
PD148RKIT10SC	424
PD148RKIT10U	424
PD148RKIT12D	424
PD148RKIT12SC	424
PD148RKIT12U	424
PD148SKIT10D	420
PD148SKIT10SC	420
PD148SKIT10U	420
PD148SKIT12D	420
PD148SKIT12SC	420
PD148SKIT12U	420
PD4RKIT10D	422
PD4RKIT10SC	422
PD4RKIT10U	422
PD4RKIT12D	422
PD4RKIT12SC	422
PD4RKIT12U	422
PD4SKIT10D	418
PD4SKIT10SC	418
PD4SKIT10U	418
PD4SKIT12D	418
PD4SKIT12SC	418
PD4SKIT12U	418
PD8A	430
PDKIT02	428
PDKIT05	428
PDMUR66	431
PFDOOR66	429
PFDOOR6615	429
PFDOOR6630	429
PFDOOR810	429
PFDOOR81015	429
PFDOOR81030	429

Art.	Pág.
PFDOORCUT	431
PH2792	417
PH2819	417
PH2828	417
PH50508	416
PH50510	416
PH50511	416
PH50512	416
PH9113	417
PH9117	417
PH9121	417
PI07	497
PIVAN01	519
PIVAN04	519
PIVAN05	519
PIVAN08	519
PIVOTB002	463
PIVOTB004	463
PIVOTB006	464
PIVOTB008	464
PIVOTB010	465
PIVOTS011	465
PIVOTS014	465
PM1	605
PM2	605
PM3	605
PM4	605
PMAN1131	602
PMAN1322	603
PMAN1332	603
PMAN1340	603
PMAN1530	604
PMAN90	602
POM01	629
POM02	629
POM03	629
POM04	629
POM1ACC20	626
POM1ACC25	626
POM2525	629
POM4535	627
POM45PT	629

Art.	Pág.
POM45S	631
POM45T	631
POM65S	630
POM65T	630
POM75	630
POM8	510
POM90540T	631
POM90555T	631
POMBD40S	631
POMBD40T	631
POMPVC	630
POMVE20S	631
POMVE20T	631
POMVE25S	631
POMVE25T	631
POMVE30S	631
POMVE30T	631
PROALUX1520	402
PROALUX1530	402
PROALUX1720	402
PROALUX1730	402
PROALUX1920	403
PROALUX1930	403
PROALUXG	403
PROALUXG400	403
PROFALL0820	400
PROFALL1020	400
PROFALL1225	400
PROFALL1240	400
PROFALL1425	400
PROFALL1440	400
PROFIX1630	392
PROFIX1660	392
PROFIX1830	398
PROFIX1860	398
PROFIX2130	392
PROFIX2160	392
PROFIX2230	398
PROFIX2260	398
PROFIX2430	394
PROFIX2460	394
PROFIX2530	399

Art.	Pág.
PROFIX2560	399
PROFIX3030	394
PROFIX3060	394
PROFIX4125	393
PROFIX4272	393
PROFIXG	399
PROFIXTP18	399
PROFIXTP22	399
PROFIXTP25	399
PROFIXTPU	393
PROFIXTPU810	395
PROTAP0820	400
PROTAP1020	400
PROTAP1225	400
PROTAP1240	400
PROTAP1425	400
PROTAP1440	400
PROTAP1520	403
PROTAP1530	403
PROTAP1720	403
PROTAP1730	403
PROTAP1920	403
PROTAP1930	403
PS03	497
R7150	405
R7166	405
R7166FORO	405
R7170	405
R7170FORO	405
REGTERGUA	77
RMA1319	407
RMA1373	406
RMA1382	406
RMA1390	406
S1201CORP	528
S1203CORP	528
S1205KCORP	529
S1207KCORP	529
S1209	530
S1211	530
S1213	530
S1215	530

Art.	Pág.
S1217U	491
S1219	530
S1221	530
S1223	530
S1227	527
S1228	527
S1229	527
S1231	527
SERH01	550
SERH03	550
SERH05	550
SERH07	550
SERH09	550
SERH11	550
SERH13	550
SERH15	551
SERH17	538
SERMF13	552
SERMF15	552
SERMFGL1	553
SERMG10P	315
SERMG10S	315
SERMG10SU	315
SERMG12	317
SERMG19	317
SERMGC1	315
SERMGM10P	316
SERMGM10S	316
SERMGM10SU	316
SERMYC1	516
SERMYC300	516
SERMYC308	516
SERMYC310	516
SERMYC312	516
SERMYL	516
SERMYMP	515
SERMYMS	515
SERMYMSU	515
SERMYP	515
SERMYS	515
SERMYSU	515
SEROYC	511

Art.	Pág.
SEROYP	511
SEROYS	511
SEROYSD	511
SERSD610P	310
SERSD610S	310
SERSD610SU	310
SERSD620	310
SERSD915P	385
SERSD915S	385
SERSD915SU	385
SERSD941	385
SGS15L	485
SGS17L	485
SGS2115D	484
SGS2115U	484
SGS2117D	484
SGS2117U	484
SGS2121D	484
SGS2121U	484
SGS21L	485
SGS2315MD	484
SGS2315MU	484
SGS2317MD	484
SGS2317MU	484
SGS2321MD	484
SGS2321MU	484
SGS2715M	485
SGS2717M	485
SGS2721M	485
SP2255	628
SP2255GD	628
SP255	627
SPC501	509
SPC503	509
SPC507	510
SPC509	510
SPH100	411
SPH102	412
SPH104	412
SPH106	412
SPH108	412
SPH110	414

Art.	Pág.
SPH112	415
SPH114	414
SPH2	509
SR118CORP	526
SR119CORP	525
SR119M	533
SR1220CORP	525
SR1224	527
SRC118	527
SRS1180CORP	526
STL02CORP	531
STL04CORP	531
STL05	532
STL06CORP	531
STL07	532
STPDX	337
STPSX	337
SX-BT903	506
SX-BTKIT	505
SX-BTUP1	507
SX-BTUP3	506
SX-BTUP5	507
SX-JS1053DE	503
SX-JS1053FR	503
SX-JS1053IT	503
SX-JS1054DE	503
SX-JS1054FR	503
SX-JS1054IT	503
SX-JS903DE	503
SX-JS903FR	503
SX-JS903IT	503
SX-JS903PMRDE	503
SX-JS903PMRFR	503
SX-JS903PMRIT	503
SX-JS904DE	503
SX-JS904FR	503
SX-JS904IT	503
SX-JS905DE	503
SX-JS905FR	503
SX-JS905IT	503
TS250065	125
TS250125	125

Art.	Pág.
TS250155	125
UT200	345
UT250	365
UT300	337
UTC200R	345
UTC250R	365
UTC300R	337
UTR65	399
VETCIL35	627
VIT7981-4.8X38-ZN	78
VIT7981-4.8X60-ZN	78
VIT965-3X8-ZN	307
YC300	516
YC308	516
YC310	516
YC312	516
ZATT	599
ZMMS1400	585
ZMMS1400U	585
ZMT/A	596
ZMT1400	596
ZMT2000	596
ZMT400	596
ZMT500	596
ZMT800	596
ZPI/A	598
ZPI500	598
ZPI800	598
ZQUA/A	597
ZQUA1400	597
ZQUA500	597
ZQUA800	597
ZSIP/A	598
ZSIP500	598
ZSIP800	598
ZSIQ/A	597
ZSIQ1400	597
ZSIQ500	597
ZSIQ800	597
ZSIT/A	596
ZSIT1400	596
ZSIT2000	596

Art.	Pág.
ZSIT400	596
ZSIT500	596
ZSIT800	596
ZSS1400	585
ZSS1400U	585
ZUV	599

Esta versión del PDF del VOLUMEN 3 del **CAT24_VOL3_V2_ES** ha sido actualizada en comparación con las versiones anteriores con algunos cambios que se encuentran a continuación para que la información esté completa.

• CAT24_VOL3_V2_ES 07/04/2025
Pág. 82 – 123: Actualizado sistema de puerta corredera de LM PORTA PRO con nuevas abrazaderas de deslizamiento
Pág. 323: Art. GSLS217 correcta descripción embalaje
Pág. 527: Art. S1227, S1229, S1231: actualizado dibujo técnico
Pag. 530: Art. S1219, S1221, S1223: actualizado dibujo técnico

La información facilitada es meramente explicativa. Saint-Gobain Logli S.r.l. se reserva el derecho de modificar como considere oportuno uno o varios productos, así como de cesar su producción, en cualquier momento y sin previo aviso.
Las condiciones generales de venta figuran en la lista de precios.

Saint-Gobain Logli S.r.l.
Via Chemnitz, 49/51
59100 Prato - Italy
www.sg-logli.it