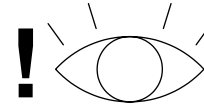
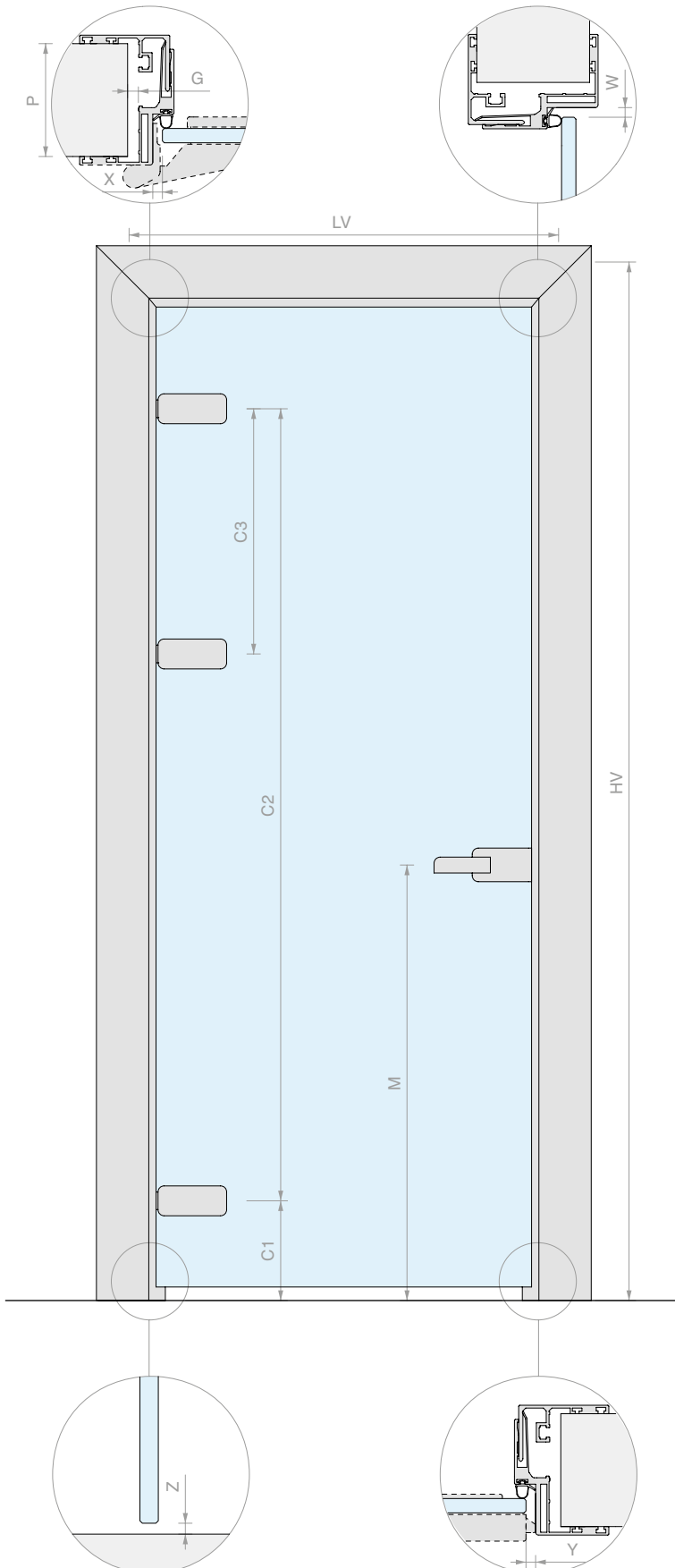


FORM TO ORDER CUSTOM IMBOTTE M



PROFILE PROCESSING

DOOR OPENING SIZE

LV = \_\_\_\_\_ mm

HV = \_\_\_\_\_ mm

DOOR PANEL THICKNESS

\_\_\_\_\_ mm

WALL THICKNESS (P)

86/104     107/145

OTHER DIMENSIONS

Values as per your suggestion

X = \_\_\_\_\_ mm

G = \_\_\_\_\_ mm

Z = \_\_\_\_\_ mm

Y = \_\_\_\_\_ mm

W = \_\_\_\_\_ mm

C1 = \_\_\_\_\_ mm

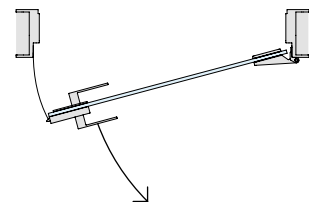
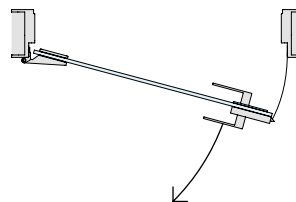
C2 = \_\_\_\_\_ mm

C3 = \_\_\_\_\_ mm  
(where present)

M = \_\_\_\_\_ mm

Left opening

Right opening



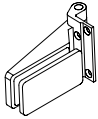
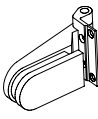

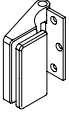
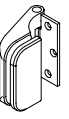
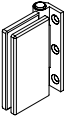
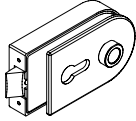
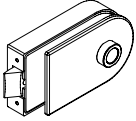
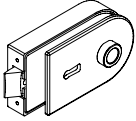
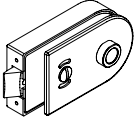
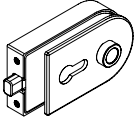
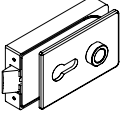
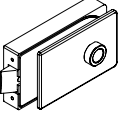
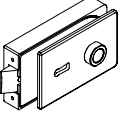
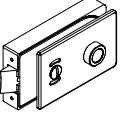
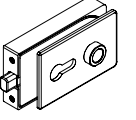
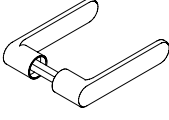
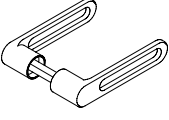
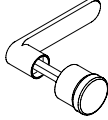
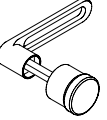
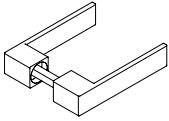
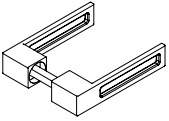
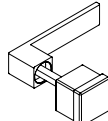
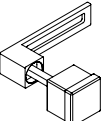


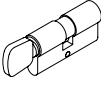


FINISH AND QUANTITY OF THE FULL KIT

/97 MATT ALUMINIUM

Other \_\_\_\_\_

Qty = \_\_\_\_\_ Pcs

ACCESSORIES

HINGES Qty = ___ Pcs	 <input type="checkbox"/> CER4ALSQ Squared hinge for door jambs	 <input type="checkbox"/> CER4AL Rounded hinge for door jambs	 <input type="checkbox"/> FA50 Squared hinge for narrow jambs	(attach technical data sheet)		
	 <input type="checkbox"/> CER148ALSQ Squared hinge for door jambs	 <input type="checkbox"/> CER148AL Rounded hinge for door jambs	 <input type="checkbox"/> FA100 Rectangular hinge for narrow door jambs			<input type="checkbox"/> OTHER
LOCK Qty = ___ Pcs	 <input type="checkbox"/> AP1203BORH Mechanical lock with hole for cylinder	 <input type="checkbox"/> AP1203BOST Mechanical lock without hole for cylinder	 <input type="checkbox"/> AP1203BOPA Mechanical lock with patented key	 <input type="checkbox"/> AP1203BOKS Mechanical lock free/occupied	 <input type="checkbox"/> AP1203BOMG Magnetic lock with hole for cylinder	(attach technical data sheet)
	 <input type="checkbox"/> AP2203BORH Mechanical lock with hole for cylinder	 <input type="checkbox"/> AP2203BOST Mechanical lock without hole for cylinder	 <input type="checkbox"/> AP2203BOPA Mechanical lock with patented key	 <input type="checkbox"/> AP2203BOKS Mechanical lock free/occupied	 <input type="checkbox"/> AP2203BOMG Magnetic lock with hole for cylinder	
HANDLE Qty = ___ Pcs	 <input type="checkbox"/> APHANDRC Rounded closed handle	 <input type="checkbox"/> APHANDRH Rounded open handle	 <input type="checkbox"/> APHAFKRC Rounded closed handle with fixed door knob	 <input type="checkbox"/> APHAFKRH Rounded open handle, with fixed door knob		
	 <input type="checkbox"/> APHANDSC Squared closed handle	 <input type="checkbox"/> APHANDSH Squared open handle	 <input type="checkbox"/> APHAFKSC Squared closed handle with fixed door knob	 <input type="checkbox"/> APHAFKSH Squared open handle, with fixed door knob		
CYLINDER (if required) Qty = ___ Pcs	 <input type="checkbox"/> CISA2227D Cylinder different key	 <input type="checkbox"/> CISA2227U Cylinder single key	 <input type="checkbox"/> S1217U Cylinder, different key with door knob			
STRIKE PLATE Qty = ___ Pcs	 <input type="checkbox"/> SERH17 Strike plate for mechanical latch	 <input type="checkbox"/> APROIN17M Strike plate for magnetic latch	(attach technical data sheet)			
	<input type="checkbox"/> OTHER					