



NEW
LM PORTA PRO

Essential, developed,
amazing.



LM PORTA PRO

2025
NEWS

Design

Essential, developed, amazing.

LM PORTA PRO is a sliding system that combines **clean design, project versatility and high technical performance.**

Square lines, harmonious proportions and optimised profiles blend perfectly into any environment, creating an elegant, contemporary solution.

The heart of the system, a **compact 62 x 64 mm rail** and a **new clamp made entirely of aluminium**, designed for reliability and durability. The result? **Tested performance of up to 45,000 opening and closing cycles**, for intensive and always smooth use.

The LM PORTA identity remains easily recognisable:


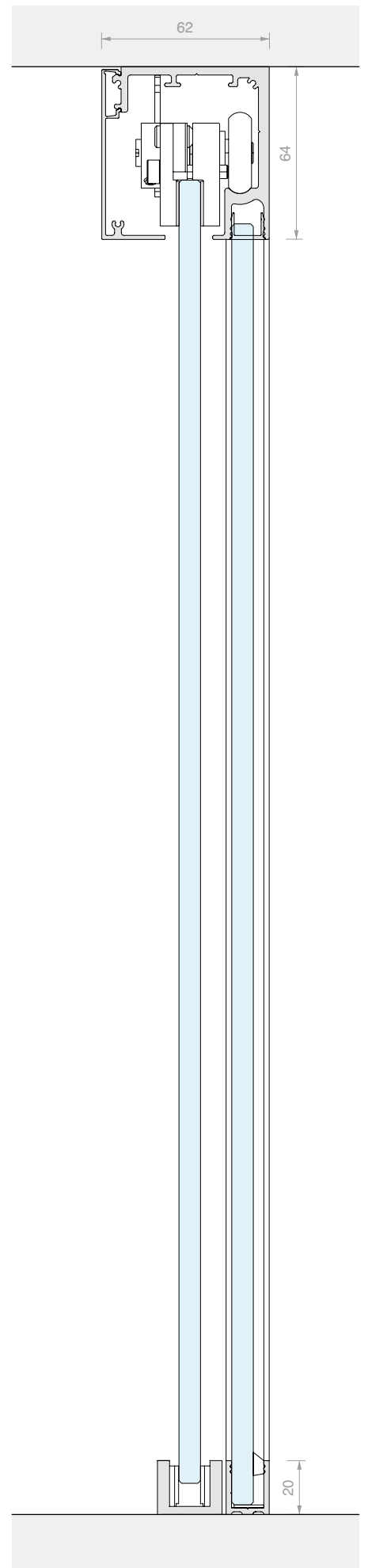
Wall or ceiling mounting

Configurations with or without fixed glass

A single damper per door ensures smooth and silent movement both when opening and closing

LM PORTA PRO

The complete system designed to last.



/6
Matt black

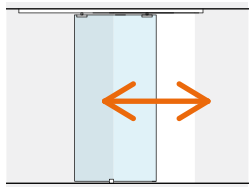


/88
Brushed steel effect
aluminium

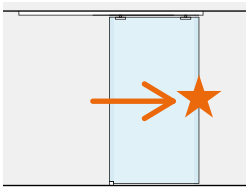


/97
Matt aluminium

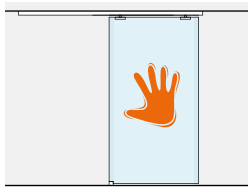
Tested according to UNI EN 1527



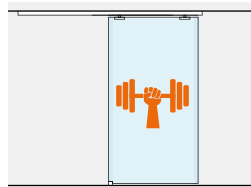
Doors of 100 kg over **45,000 cycles**



Slam test **GRADE 3**
(maximum grade)



Horizontal load **GRADE 3**
(maximum grade)



Passes overload test over **200 kg**



Tested performance of up to 45,000 opening and closing cycles



Overload test

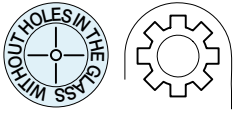


Clamp made entirely of aluminium

LM PORTA PRO

2025
NEWS

Technical properties




DOOR PANEL PANE

FIXED PANE



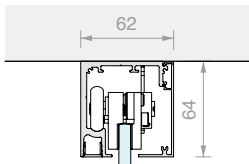
▶ ◀ 8 - 10.8 mm



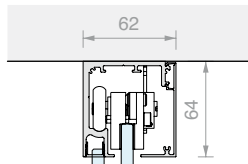
▶ ◀ 8 - 10.8 mm

2 types of installation

Ceiling

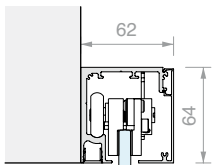


1 way

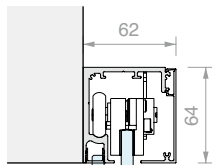


1 way + fixed

Wall

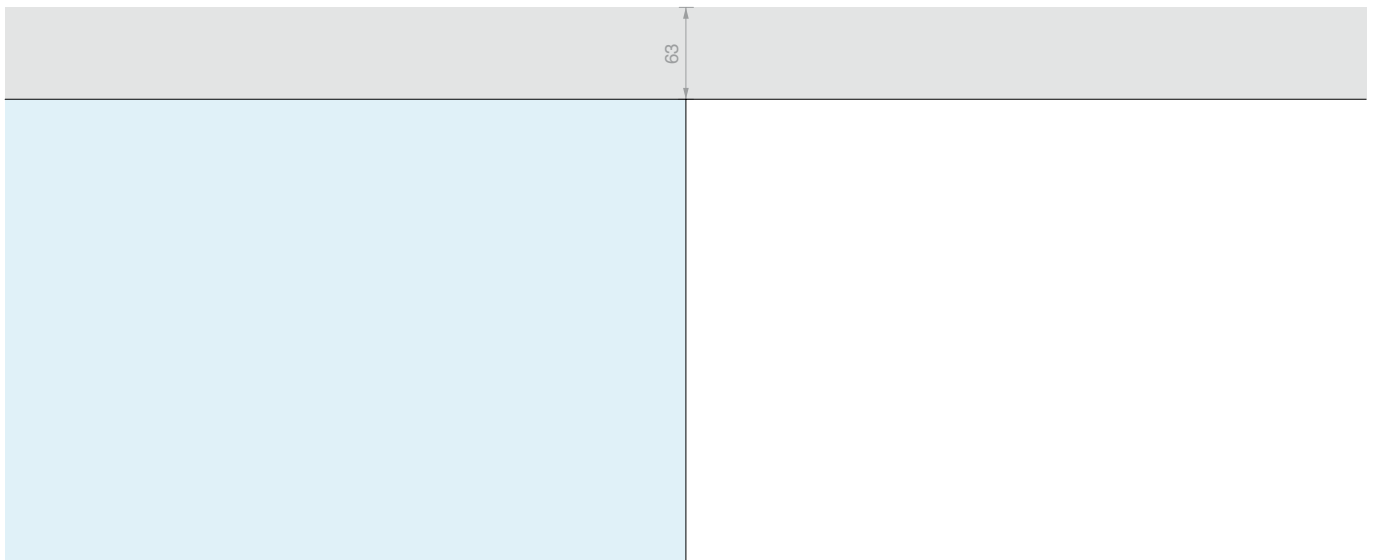


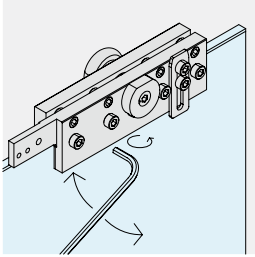
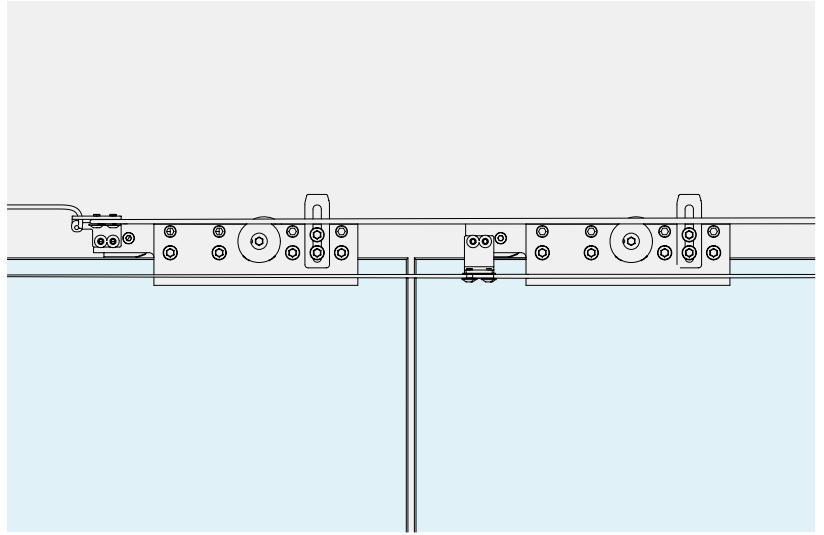
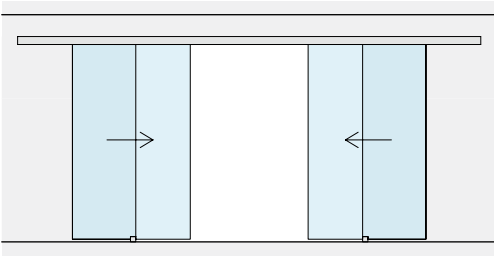
1 way



1 way + fixed

cover h = 63 mm



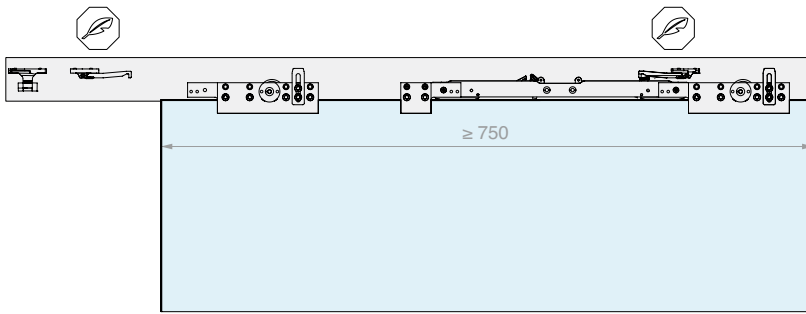


DOOR PANEL ADJUSTMENT

The height of the individual roller can be adjusted to change the position of the door panel by ± 3 mm.

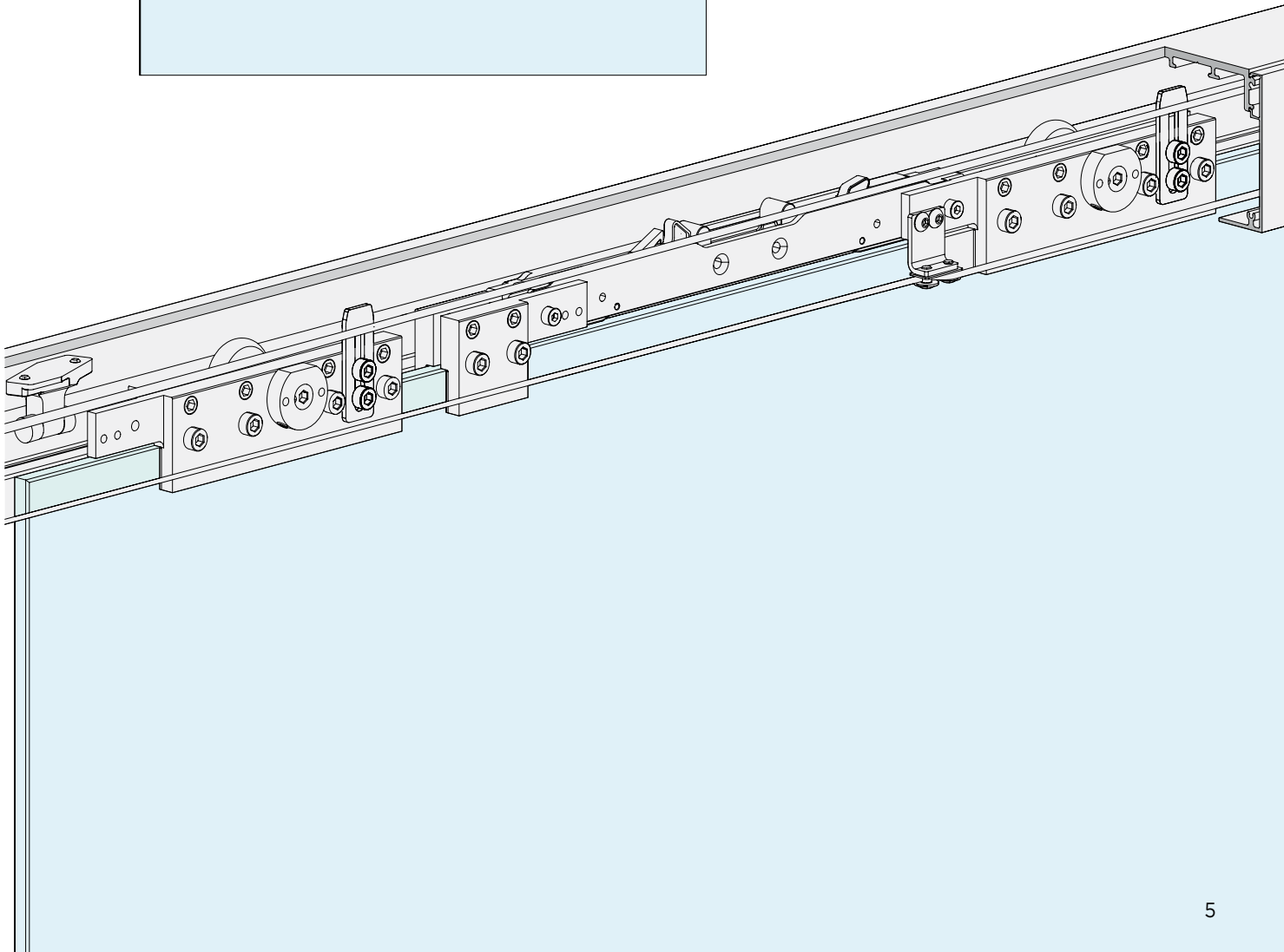
SYNCHRONISM

The following accessories are available for synchronisation simultaneous with 2 moving door panels.



SOFT CLOSE

The use of a single damper delivers delicate and controlled opening and closing.



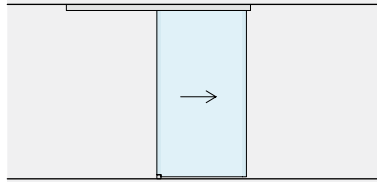


LM PORTA PRO

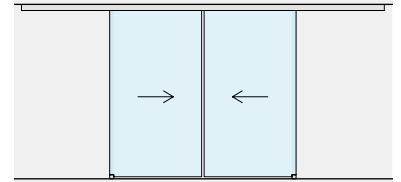
Kit

CEILING FIXING

MOVING DOORS

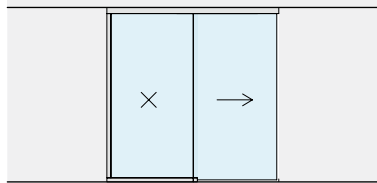


Page 8

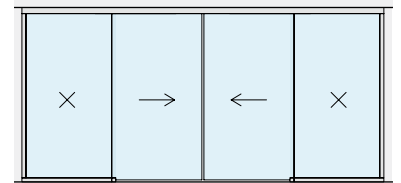


Page 12

MOVING DOORS
WITH FIXED GLASS



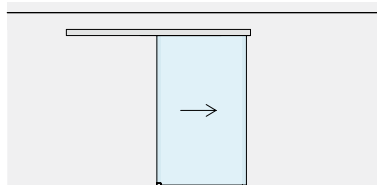
Page 16



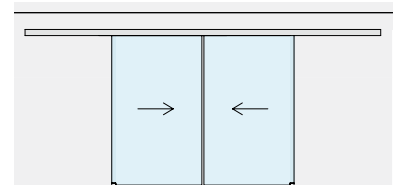
Page 20

WALL FIXING

MOVING DOORS

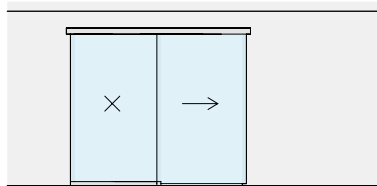


Page 24

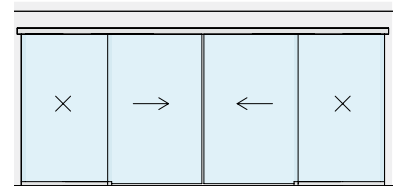


Page 26

MOVING DOORS
WITH FIXED GLASS



Page 30



Page 32



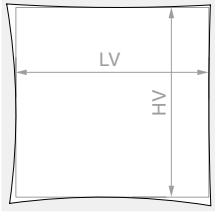
SLIDING DOOR KIT, CEILING FIXING SINGLE DOOR

Material: Aluminium

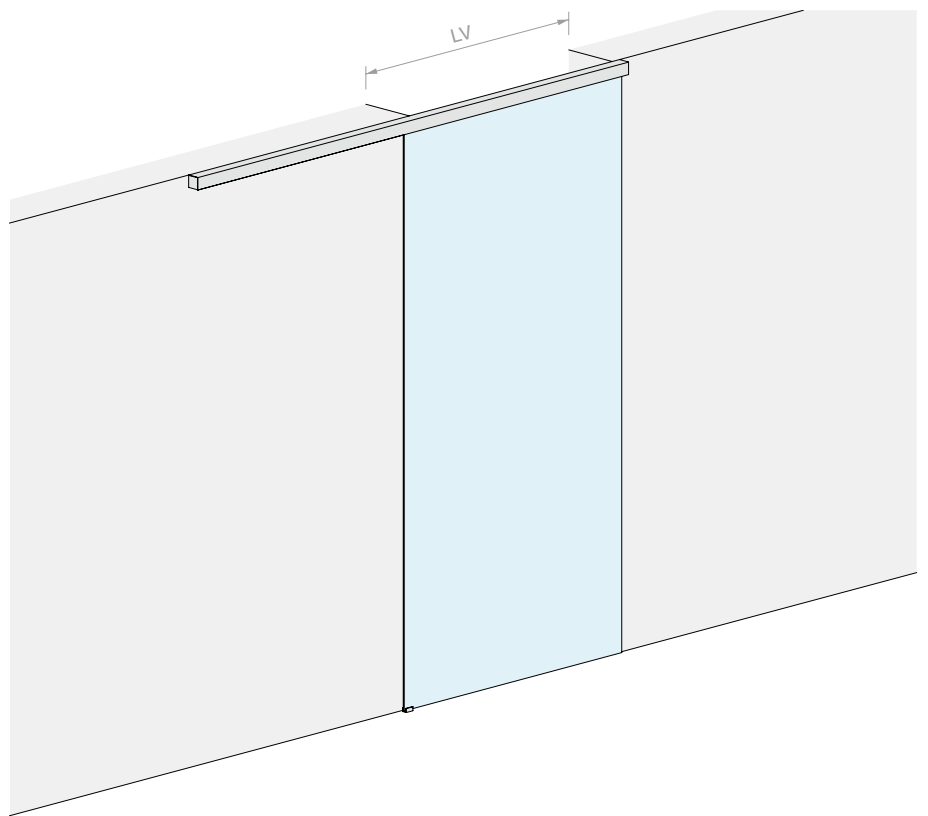
Finish: /6 /88 /97

2025
NEWS

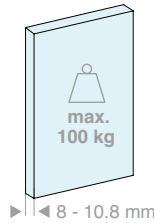
DOOR OPENING SIZE



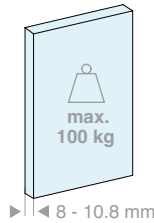
HV max: 3000 mm



DOOR PANEL PANE



DOOR PANEL PANE



Kit comprising:

Art.	Description	Qty
LM5864S.200	Ceiling fixing track	1 Pc
LM0064CP.200	Track cover	1 Pc
LMC13.200	Finishing profile	1 Pc
LM63061TP33	Finishing cap	2 Pcs
CERPOS162	Clamp	2 Pcs
LMPS-STP55	End stop without buffer	2 Pcs
LMGF	Floor guide	1 Pc

Optional

LMDMP070ZKIT	Dual action damper kit for 40-70 kg	1 Pc
LMDMP100ZKIT	Dual action damper kit for 70-100 kg	1 Pc

Kit comprising:

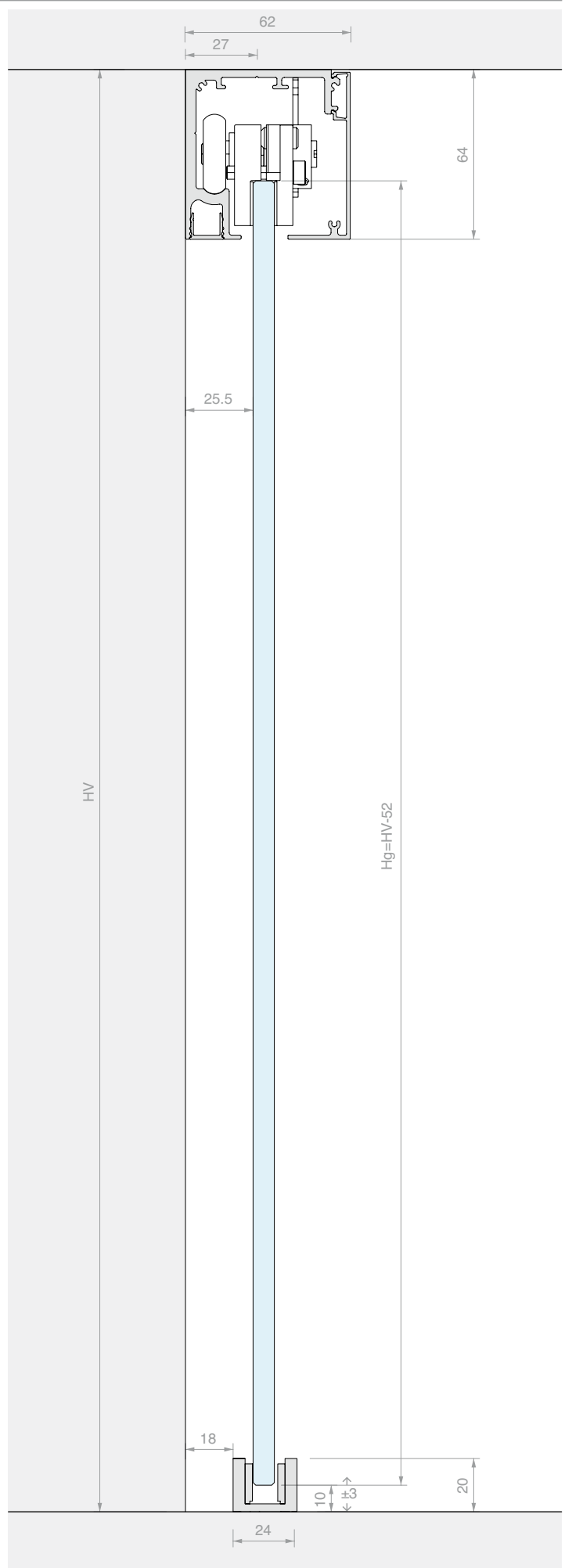
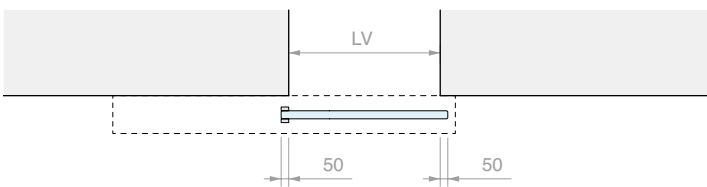
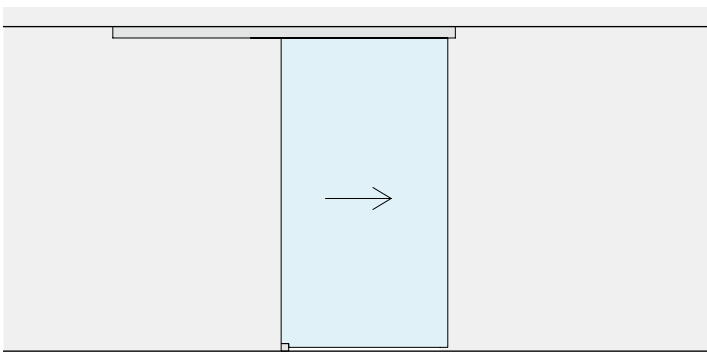
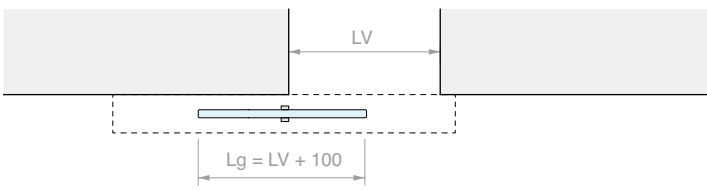
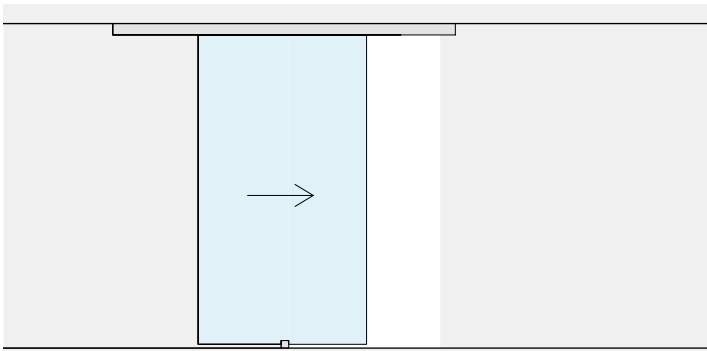
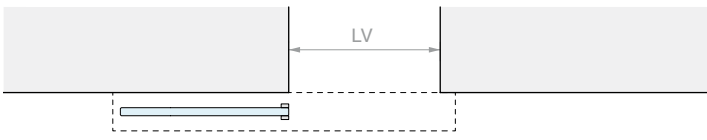
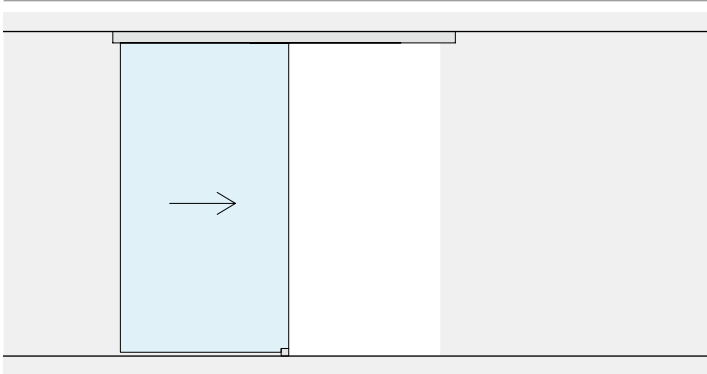
Art.	Description	Qty
LM5864S.300	Ceiling fixing track	1 Pc
LM0064CP.300	Track cover	1 Pc
LMC13.300	Finishing profile	1 Pc
LM63061TP33	Finishing cap	2 Pcs
CERPOS162	Clamp	2 Pcs
LMPS-STP55	End stop without buffer	2 Pcs
LMGF	Floor guide	1 Pc

Optional

LMDMP070ZKIT	Dual action damper kit for 40-70 kg	1 Pc
LMDMP100ZKIT	Dual action damper kit for 70-100 kg	1 Pc

Art.	LV max	Qty
LMP6511P.200	920 mm	1 Pc

Art.	LV max	Qty
LMP6511P.300	1420 mm	1 Pc










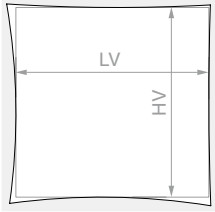
SLIDING DOOR KIT, CEILING FIXING DOUBLE SYNCHRONISED DOORS

Material: Aluminium

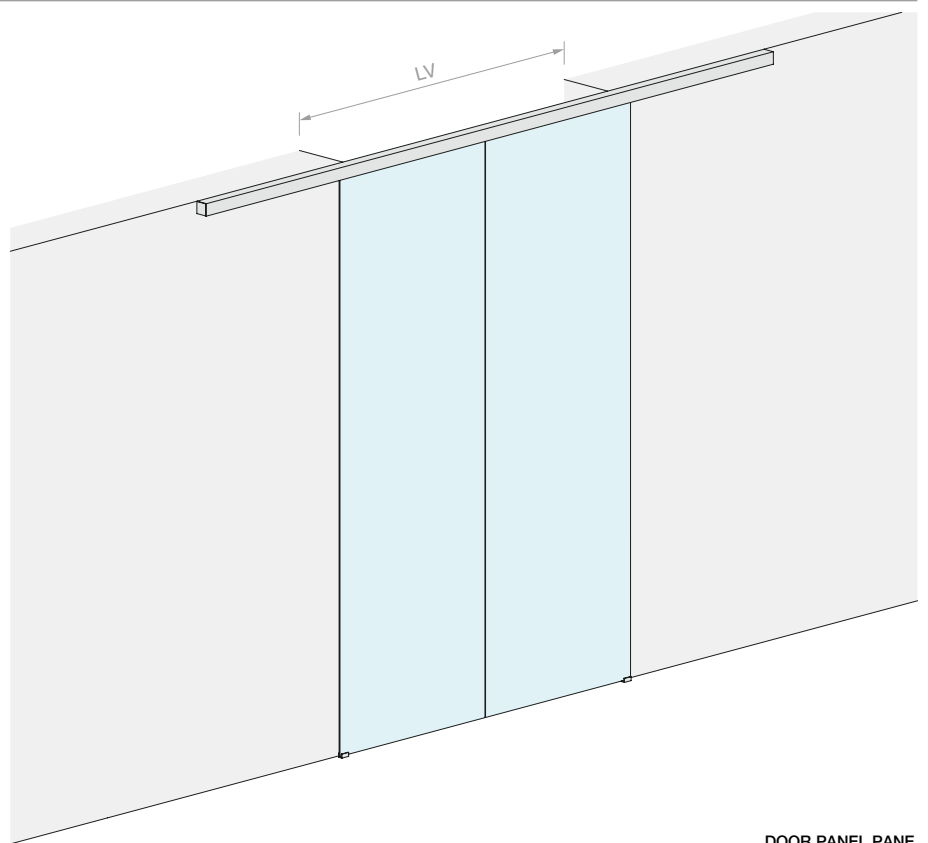
Finish: /6 /88 /97

2025
NEWS

DOOR OPENING SIZE



HV max: 3000 mm



DOOR PANEL PANE



▶ ◀ 8 - 10.8 mm

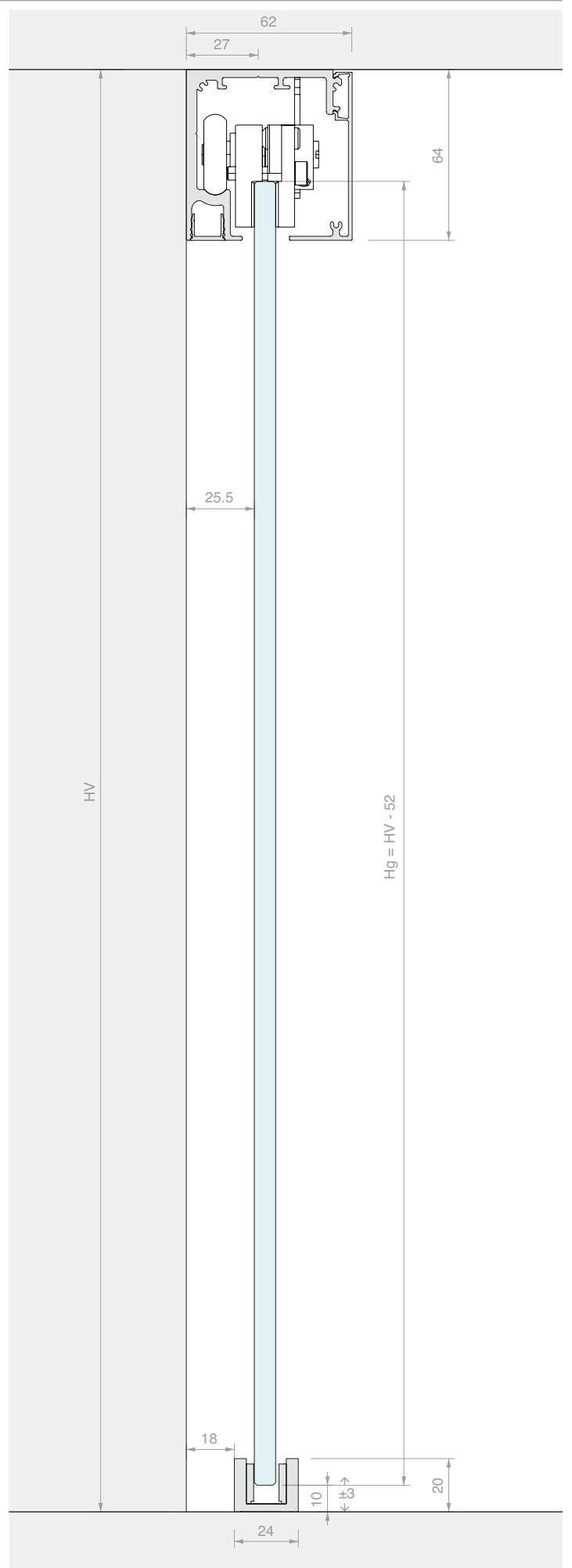
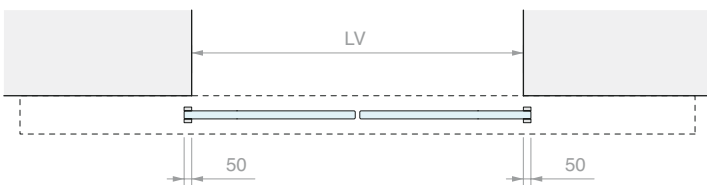
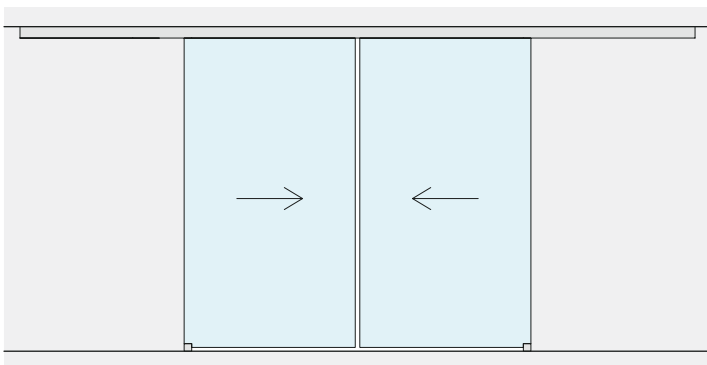
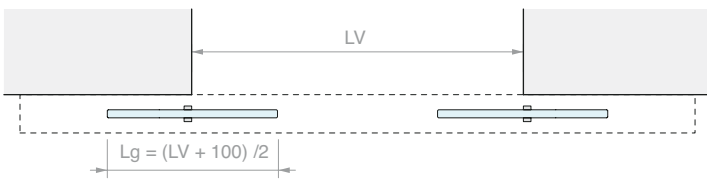
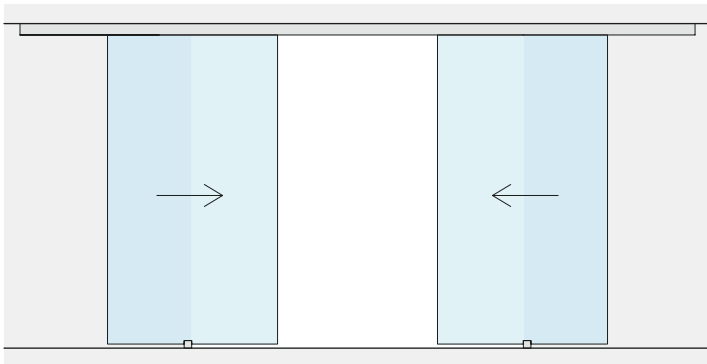

Kit comprising:

Art.	Description	Qty
LM5864S.400	Ceiling fixing track	1 Pc
LM0064CP.400	Track cover	1 Pc
LMC13.200	Finishing profile	2 Pcs
LM63061TP33	Finishing cap	2 Pcs
CERPOS162	Clamp	4 Pcs
LMPS-STP55	End stop without buffer	4 Pcs
LMGF	Floor guide	2 Pcs
LMSIN-AC55	Synchronisation kit	1 Pc

Optional

LMDMP100ZKIT	Dual action damper kit for 35-50 kg	1 Pc
---------------------	-------------------------------------	------

Art.	LV max	Qty
LMP6511CP.400	1940 mm	1 Pc









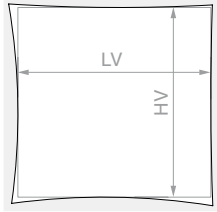
SLIDING DOOR KIT, CEILING FIXING SINGLE DOOR AND FIXED GLASS

Material: Aluminium

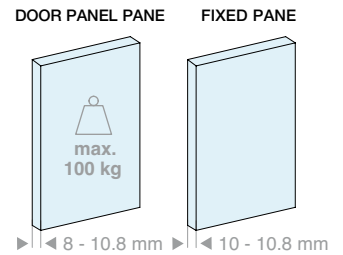
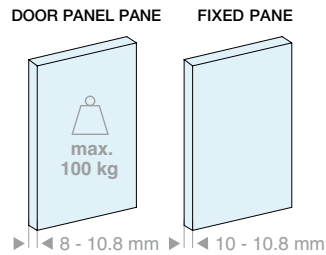
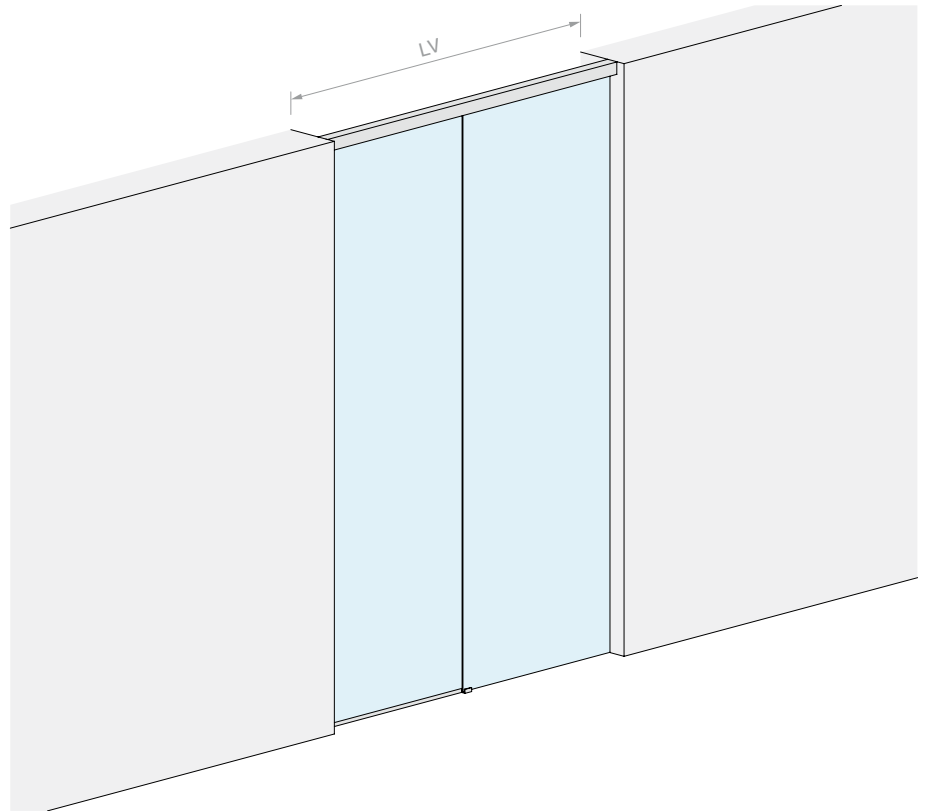
Finish: /6 /88 /97

2025
NEWS

DOOR OPENING SIZE



HV max: 3000 mm



Kit comprising:

Art.	Description	Qty
LM5864S.200	Ceiling fixing track	1 Pc
LM0064CP.200	Track cover	1 Pc
LMC13.100	Finishing profile	1 Pc
LMU20.300	U profile	1 Pc
LMU20.150	U profile	1 Pc
LMU20TP	Finishing cap	1 Pc
CERPOS162	Clamp	2 Pcs
LMPS-STP55	End stop without buffer	2 Pcs
GTUP2	Glass holder gasket	5 m
LMGF	Floor guide	1 Pc

Optional

LMDMP070ZKIT	Dual action damper kit for 40-70 kg	1 Pc
LMDMP100ZKIT	Dual action damper kit for 70-100 kg	1 Pc

Kit comprising:

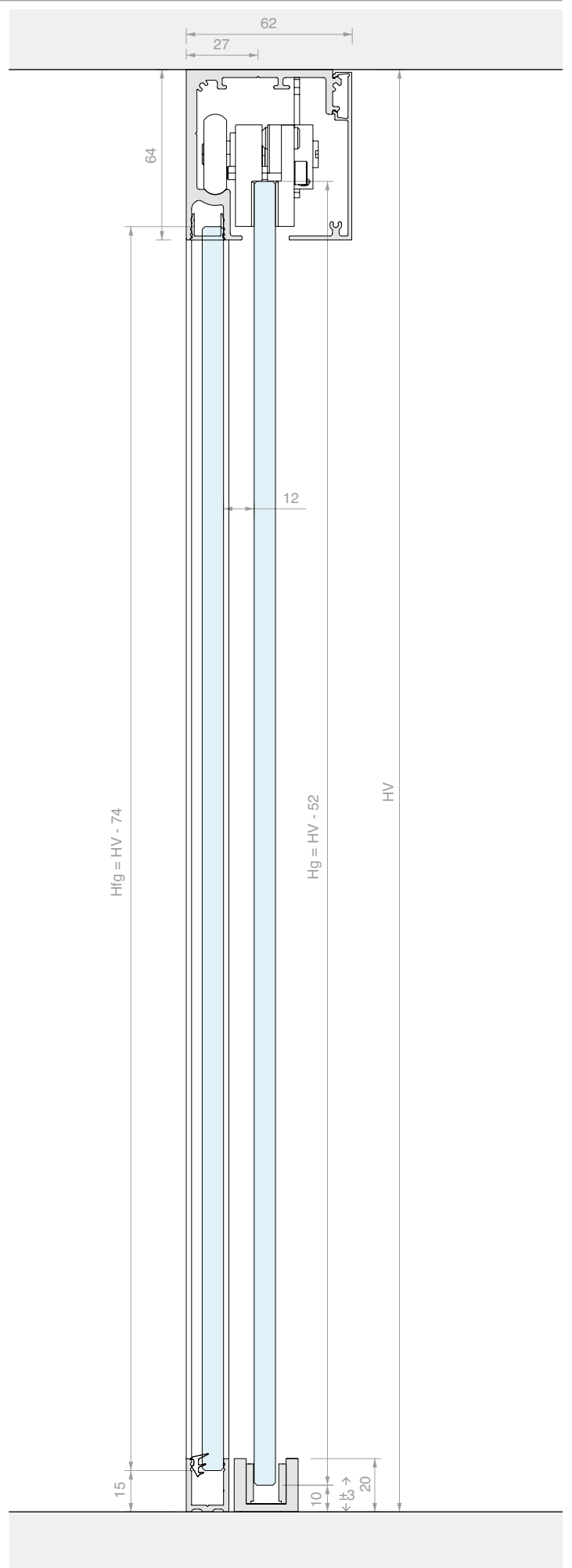
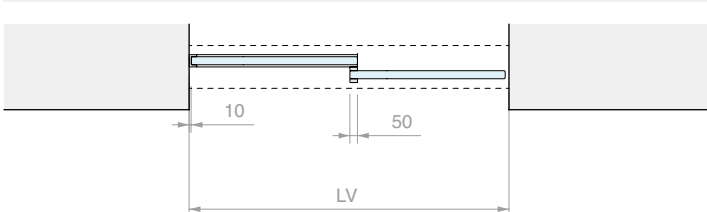
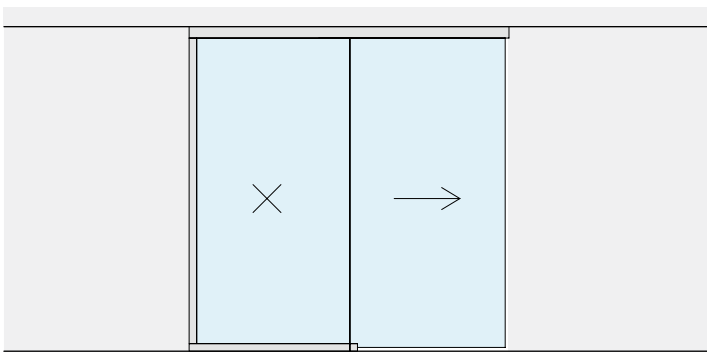
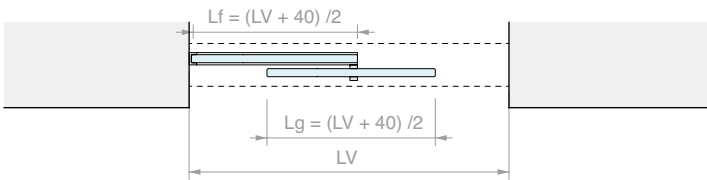
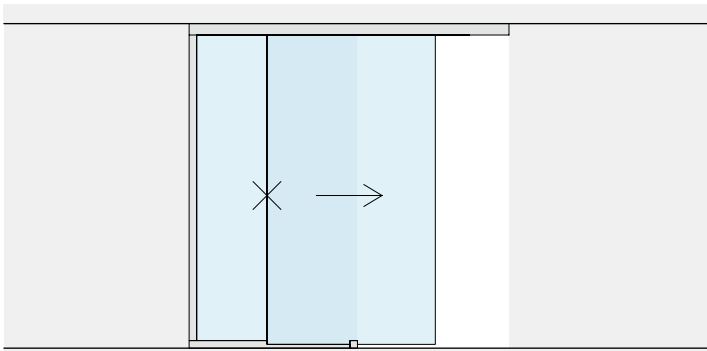
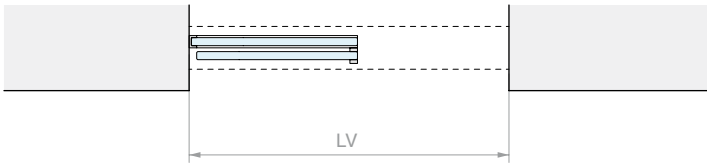
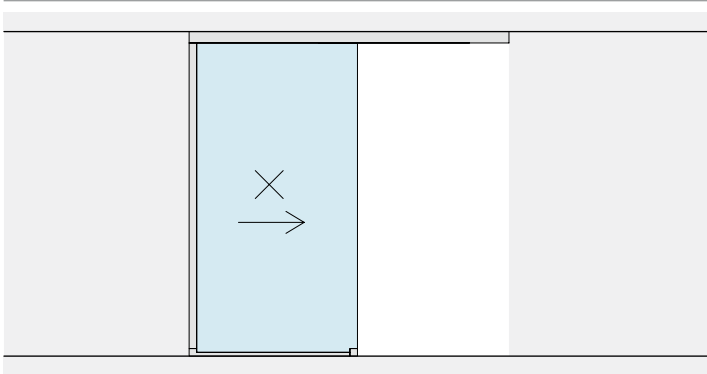
Art.	Description	Qty
LM5864S.300	Ceiling fixing track	1 Pc
LM0064CP.300	Track cover	1 Pc
LMC13.200	Finishing profile	1 Pc
LMU20.300	U profile	2 Pcs
LMU20TP	Finishing cap	1 Pc
CERPOS162	Clamp	2 Pcs
LMPS-STP55	End stop without buffer	2 Pcs
GTUP2	Glass holder gasket	5 m
LMGF	Floor guide	1 Pc

Optional

LMDMP070ZKIT	Dual action damper kit for 40-70 kg	1 Pc
LMDMP100ZKIT	Dual action damper kit for 70-100 kg	1 Pc

Art.	LV max	Qty
LMP6511FP.200	2000 mm	1 Pc

Art.	LV max	Qty
LMP6511FP.300	3000 mm	1 Pc










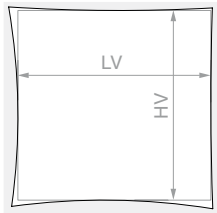
SLIDING DOOR KIT, CEILING FIXING SYNCHRONISED DOUBLE DOOR AND DOUBLE FIXED GLASS

Material: Aluminium

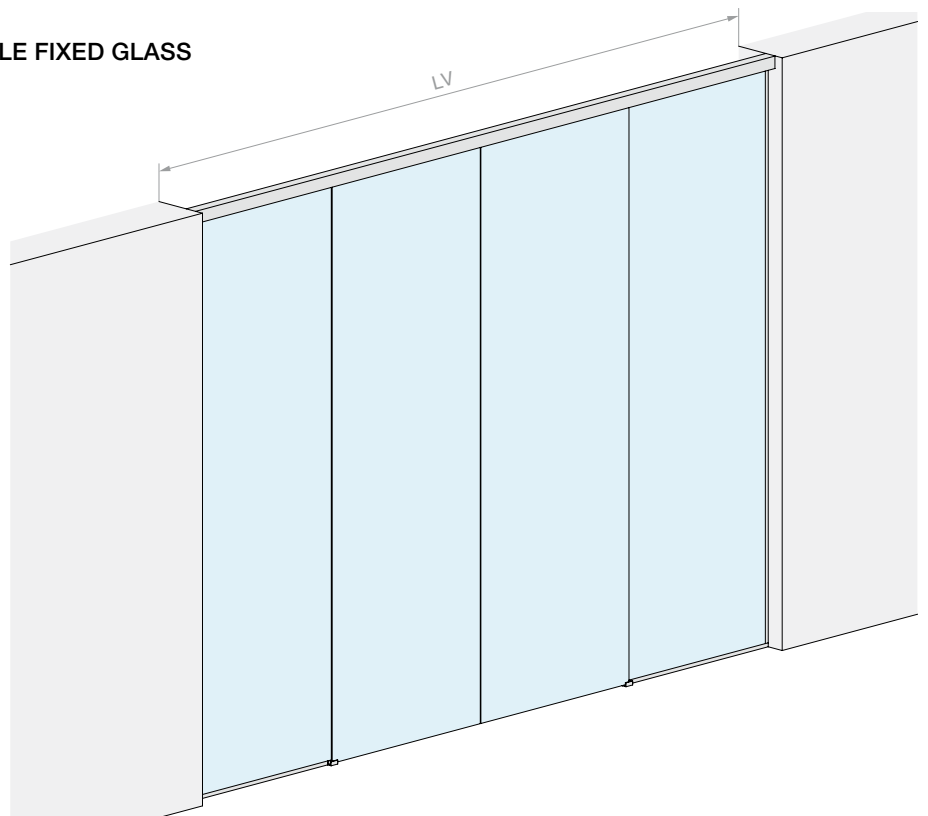
Finish: /6 /88 /97

2025
NEWS

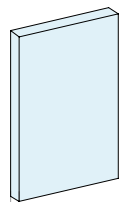
DOOR OPENING SIZE



HV max: 3000 mm



DOOR PANEL PANE FIXED PANE



▶ | 8 - 10.8 mm | ▶ | 10 - 10.8 mm |


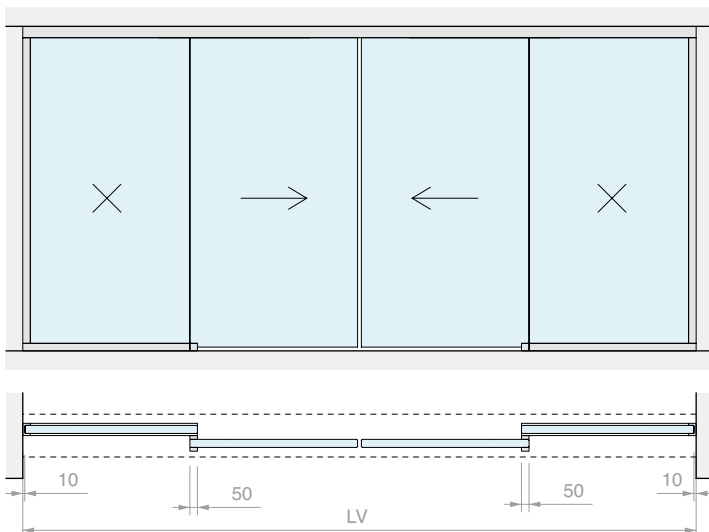
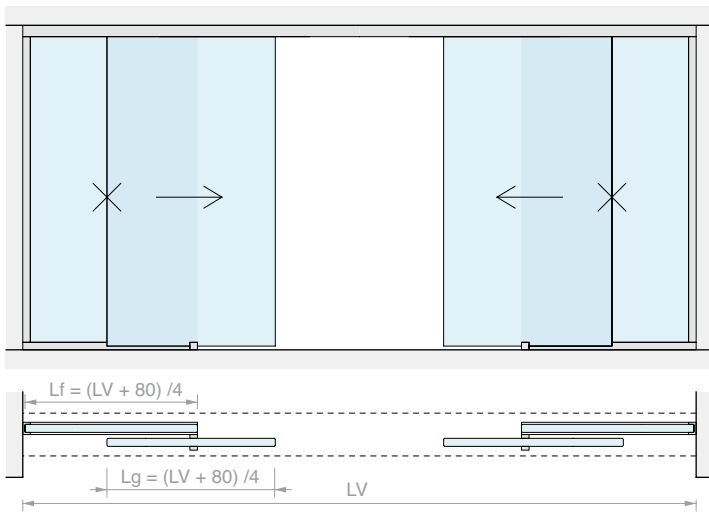
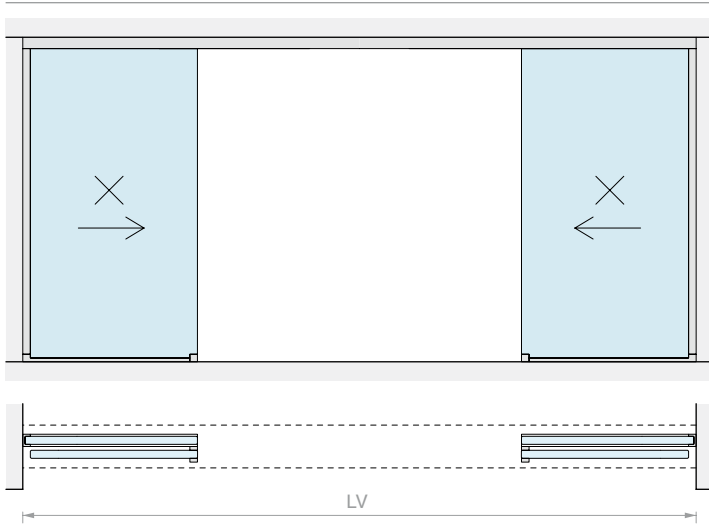
Kit comprising:

Art.	Description	Qty
LM5864S.400	Ceiling fixing track	1 Pc
LM0064CP.400	Track cover	1 Pc
LMC13.200	Finishing profile	1 Pc
LMU20.300	U profile	2 Pcs
LMU20.150	U profile	2 Pcs
LMU20TP	Finishing cap	2 Pcs
CERPOS162	Clamp	4 Pcs
LMPS-STP55	End stop without buffer	4 Pcs
GTUP2	Glass holder gasket	10 m
LMGF	Floor guide	2 Pcs
LMSIN-AC55	Synchronisation kit	1 Pc

Optional

LMDMP100ZKIT	Dual action damper kit for 35-50 kg	1 Pc
---------------------	-------------------------------------	------

Art.	LV max	Qty
LMP6511CFP.400	4000 mm	1 Pc









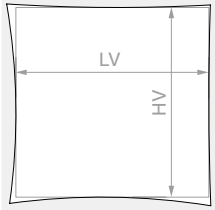
WALL FIXING SLIDING DOOR KIT SINGLE DOOR

Material: Aluminium

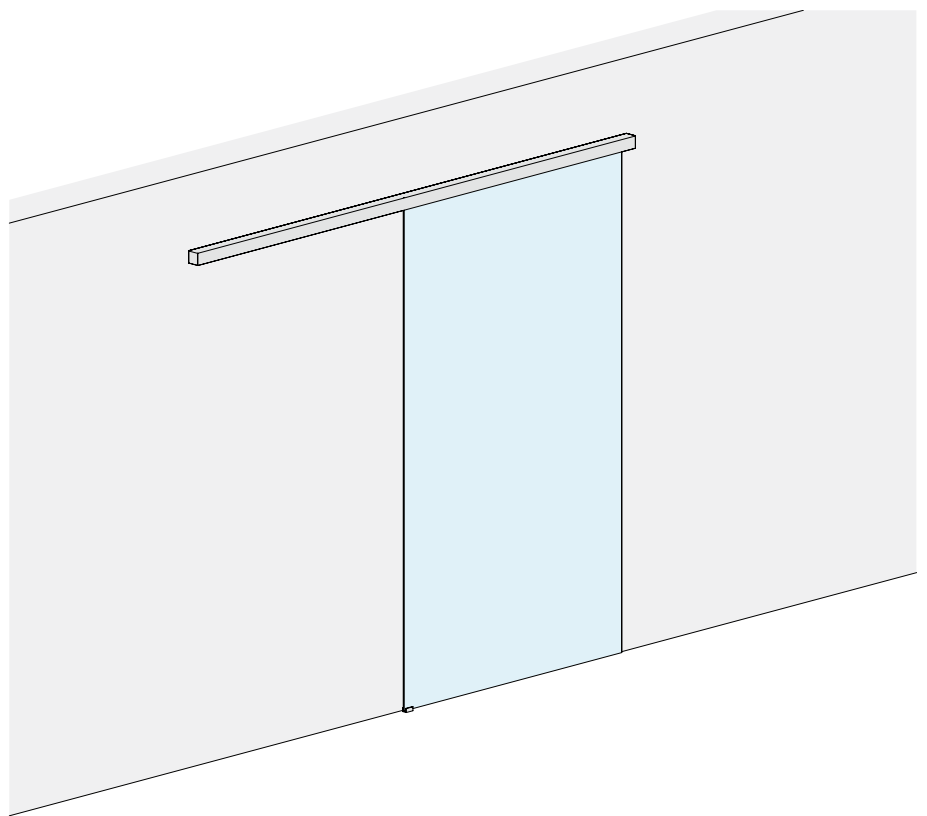
Finish: /6 /88 /97

2025
NEWS

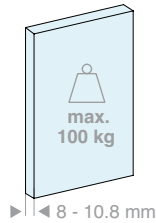
DOOR OPENING SIZE



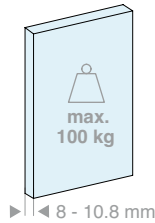
HV max: 3000 mm



DOOR PANEL PANE



DOOR PANEL PANE



Kit comprising:

Art.	Description	Qty
LM5864P.200	Wall fixing track	1 Pc
LM0064CP.200	Track cover	1 Pc
LMC13.200	Finishing profile	1 Pc
LM63061TP33	Finishing cap	2 Pcs
CERPOS162	Clamp	2 Pcs
LMPS-STP55	End stop without buffer	2 Pcs
LMGF	Floor guide	1 Pc

Optional

LMDMP070ZKIT	Dual action damper kit for 40-70 kg	1 Pc
LMDMP100ZKIT	Dual action damper kit for 70-100 kg	1 Pc

Kit comprising:

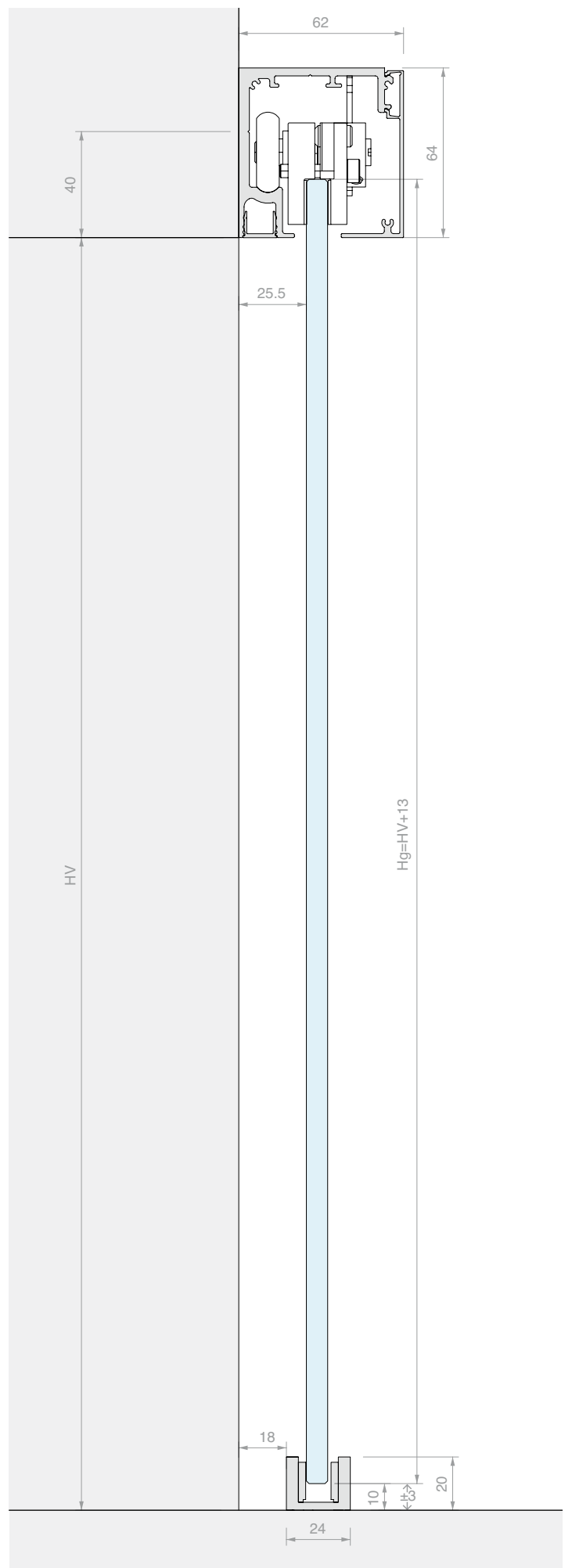
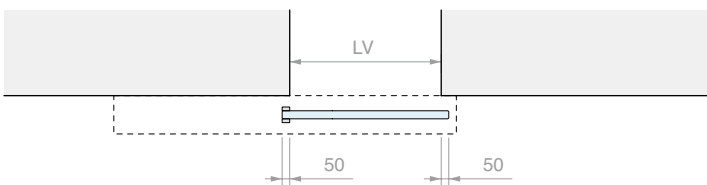
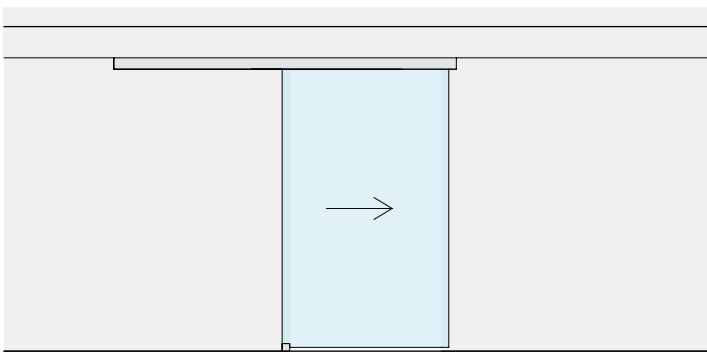
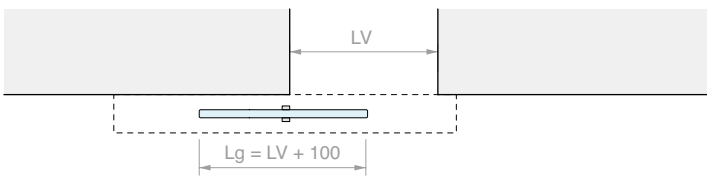
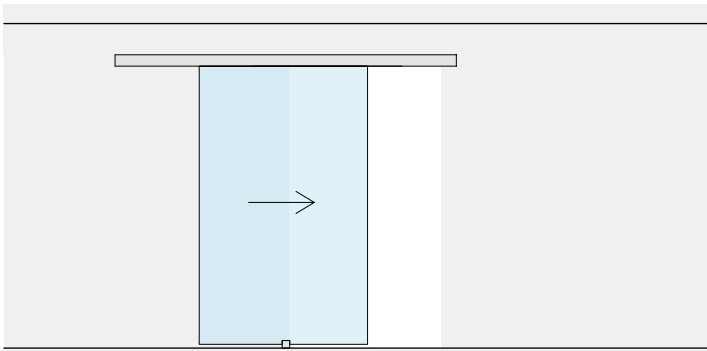
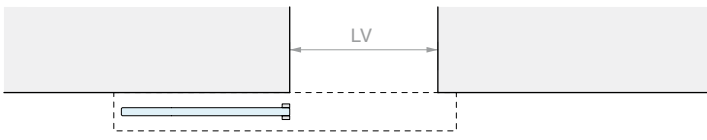
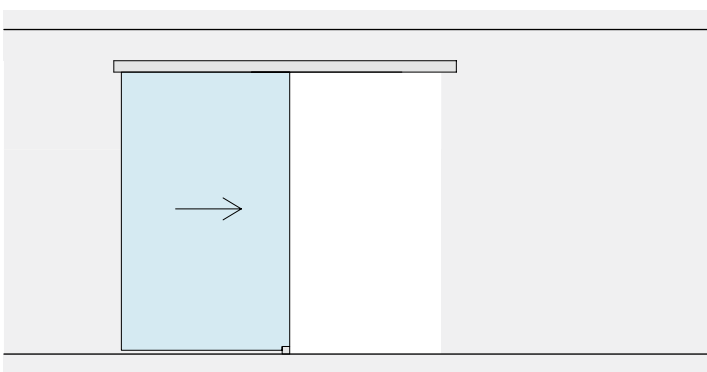
Art.	Description	Qty
LM5864P.300	Wall fixing track	1 Pc
LM0064CP.300	Track cover	1 Pc
LMC13.300	Finishing profile	1 Pc
LM63061TP33	Finishing cap	2 Pcs
CERPOS162	Clamp	2 Pcs
LMPS-STP55	End stop without buffer	2 Pcs
LMGF	Floor guide	1 Pc

Optional

LMDMP070ZKIT	Dual action damper kit for 40-70 kg	1 Pc
LMDMP100ZKIT	Dual action damper kit for 70-100 kg	1 Pc

Art.	LV max	Qty
LMP6521P.200	920 mm	1 Pc

Art.	LV max	Qty
LMP6521P.300	1420 mm	1 Pc





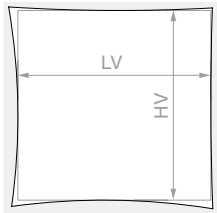
WALL FIXING SLIDING DOOR KIT DOUBLE DOOR PANEL, SYNCHRONISED

Material: Aluminium

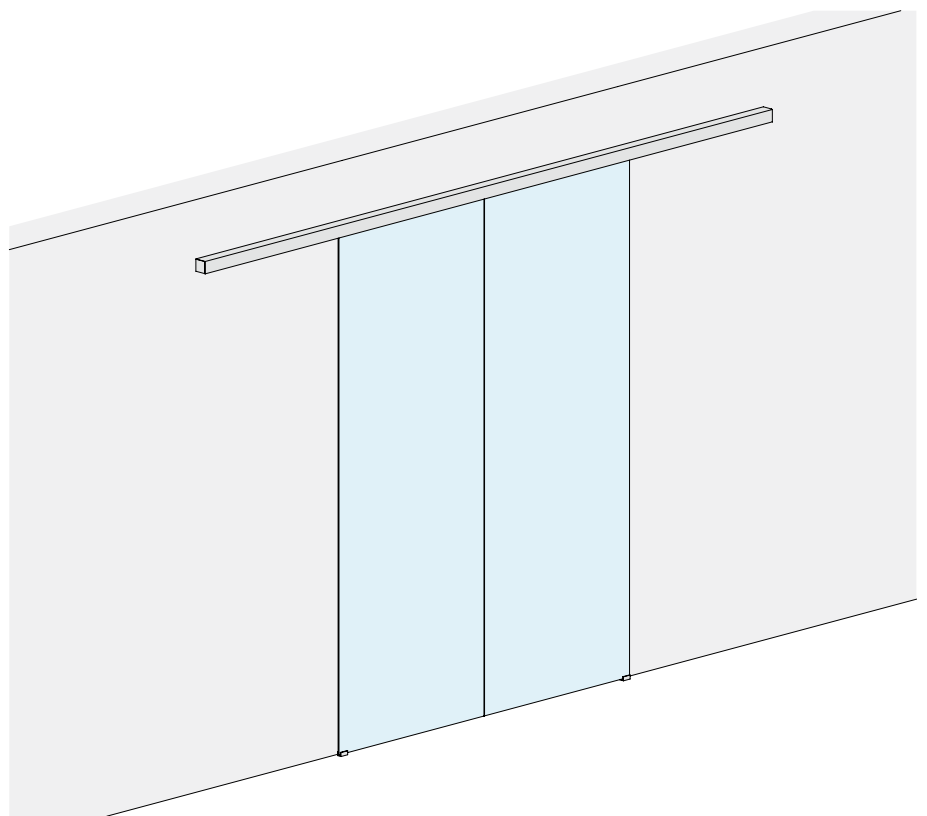
Finish: /6 /88 /97

2025
NEWS

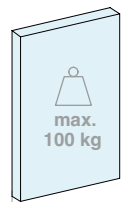
DOOR OPENING SIZE



HV max: 3000 mm



DOOR PANEL PANE



▶ ◀ 8 - 10.8 mm

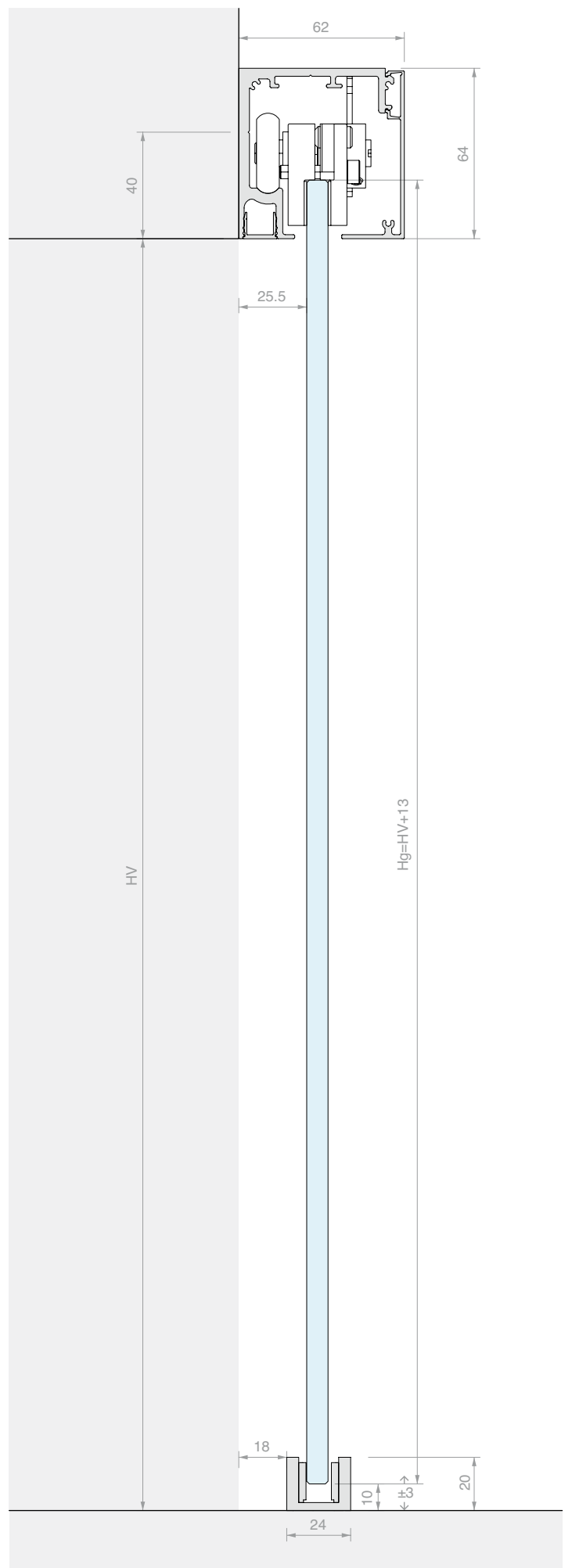
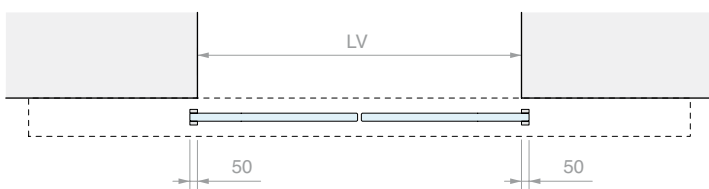
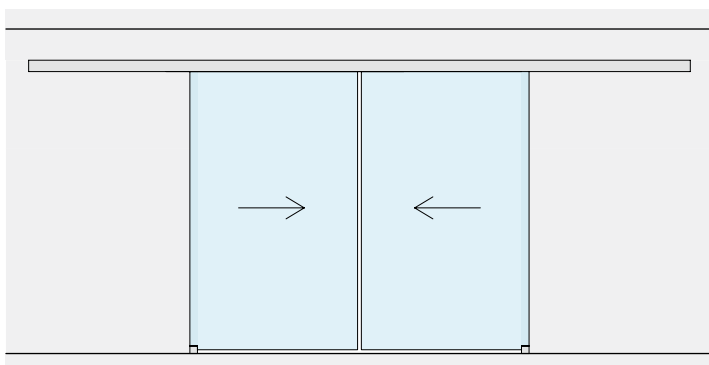
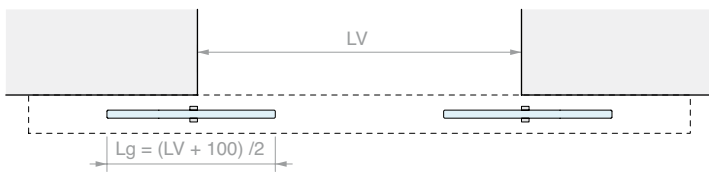
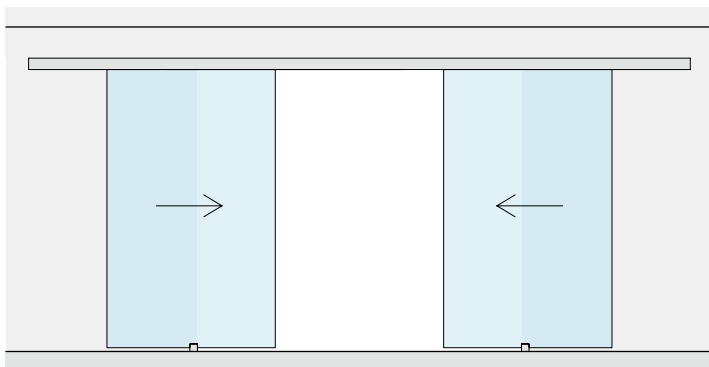
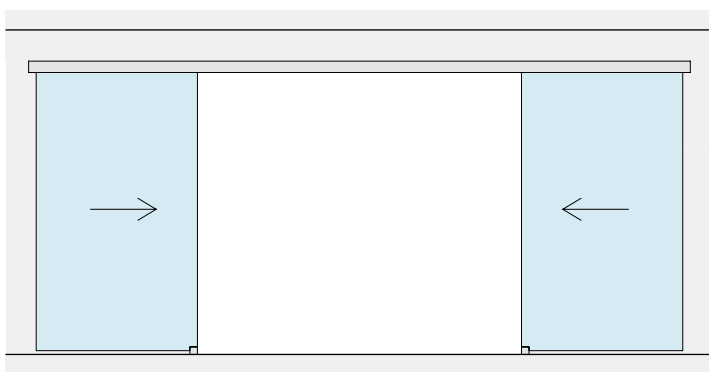
Kit comprising:

Art.	Description	Qty
LM5864P.400	Wall fixing track	1 Pc
LM0064CP.400	Track cover	1 Pc
LMC13.200	Finishing profile	2 Pcs
LM63061TP33	Finishing cap	2 Pcs
CERPOS162	Clamp	4 Pcs
LMPS-STP55	End stop without buffer	4 Pcs
LMGF	Floor guide	2 Pcs
LMSIN-AC55	Synchronisation kit	1 Pc

Optional

LMDMP100ZKIT	Dual action damper kit for 35-50 kg	1 Pc
---------------------	-------------------------------------	------

Art.	LV max	Qty
LMP6521CP.400	1940 mm	1 Pc









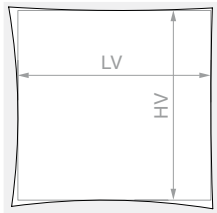
WALL FIXING SLIDING DOOR KIT SINGLE DOOR AND FIXED GLASS

Material: Aluminium

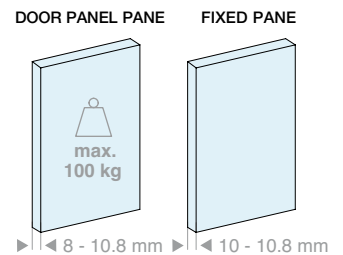
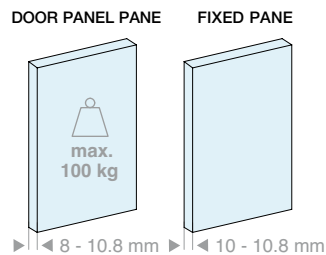
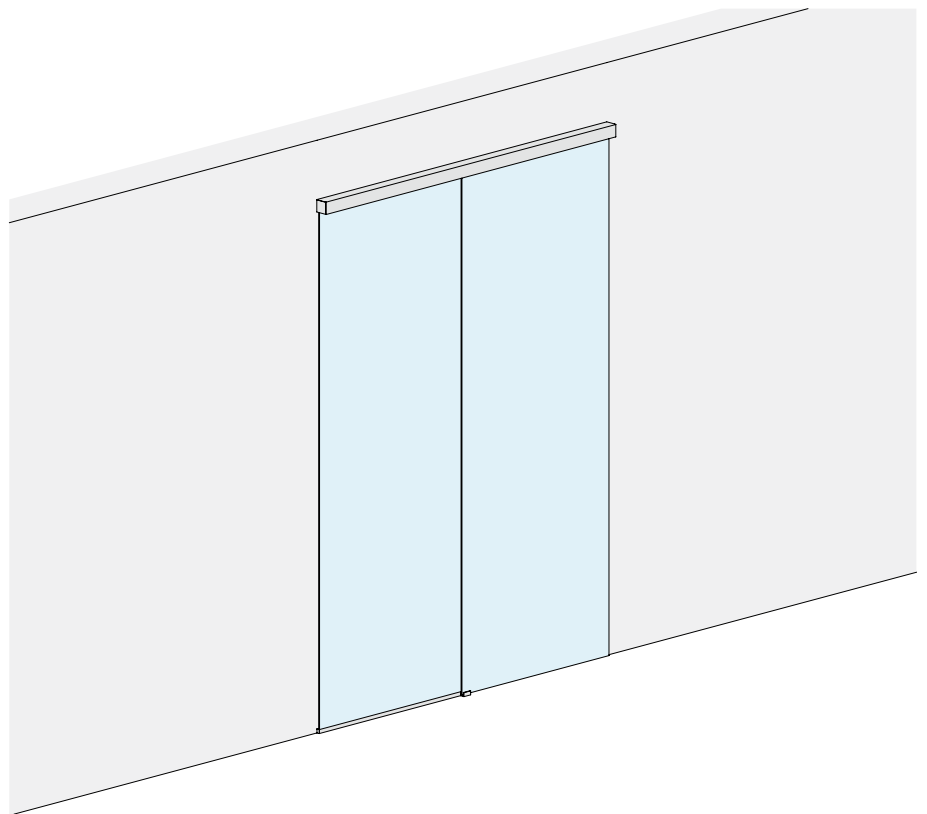
Finish: /6 /88 /97

2025
NEWS

DOOR OPENING SIZE



HV max: 3000 mm



Kit comprising:

Art.	Description	Qty
LM5864P.200	Wall fixing track	1 Pc
LM0064CP.200	Track cover	1 Pc
LMC13.100	Finishing profile	1 Pc
LMU20.150	U profile	1 Pc
LM63061TP33	Finishing cap	2 Pcs
LMU20TP	Finishing cap	2 Pcs
CERPOS162	Clamp	2 Pcs
LMPS-STP55	End stop without buffer	2 Pcs
GTUP2	Glass holder gasket	5 m
LMGF	Floor guide	1 Pc

Optional

LMDMP070ZKIT	Dual action damper kit for 40-70 kg	1 Pc
LMDMP100ZKIT	Dual action damper kit for 70-100 kg	1 Pc

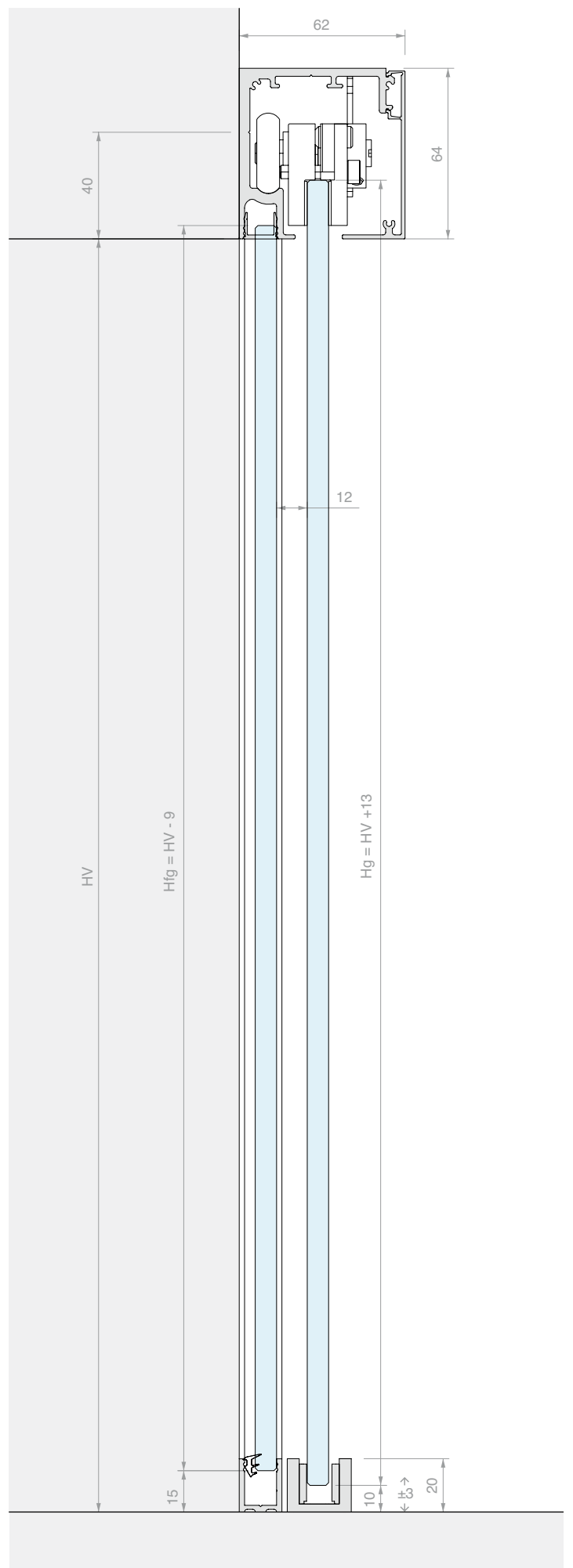
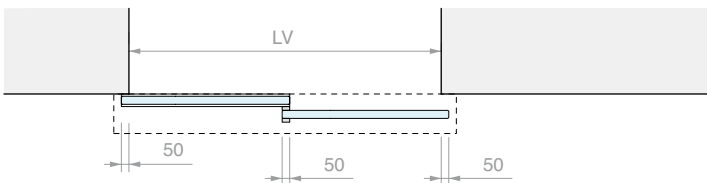
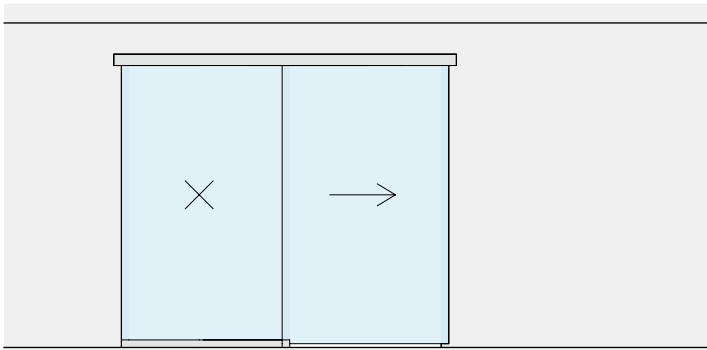
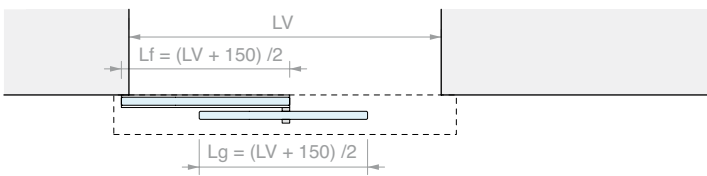
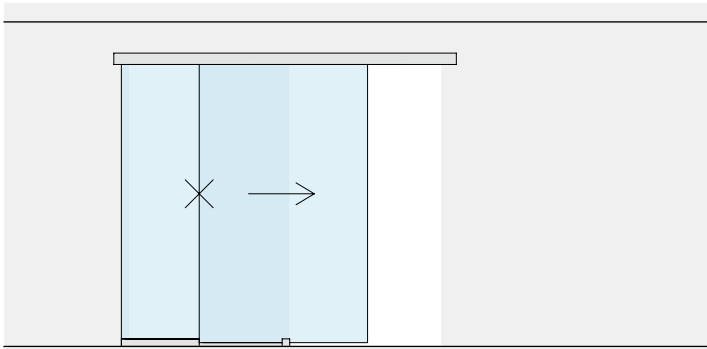
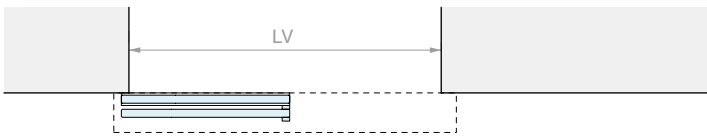
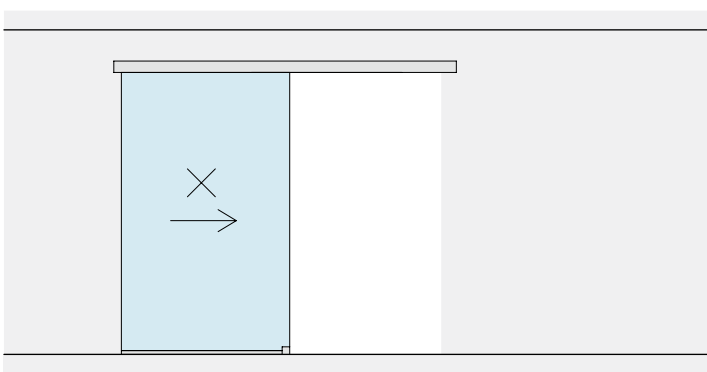
Kit comprising:

Art.	Description	Qty
LM5864P.300	Wall fixing track	1 Pc
LM0064CP.300	Track cover	1 Pc
LMC13.200	Finishing profile	1 Pc
LMU20.300	U profile	1 Pc
LM63061TP33	Finishing cap	2 Pcs
LMU20TP	Finishing cap	2 Pcs
CERPOS162	Clamp	2 Pcs
LMPS-STP55	End stop without buffer	2 Pcs
GTUP2	Glass holder gasket	5 m
LMGF	Floor guide	1 Pc

Optional

LMDMP070ZKIT	Dual action damper kit for 40-70 kg	1 Pc
LMDMP100ZKIT	Dual action damper kit for 70-100 kg	1 Pc

Art.	LV max	Qty	Art.	LV max	Qty
LMP6521FP.200	1880 mm	1 Pc	LMP6521FP.300	2880 mm	1 Pc






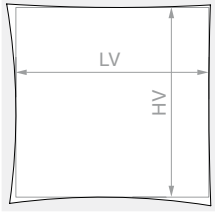
WALL FIXING SLIDING DOOR KIT SYNCHRONISED DOUBLE DOOR AND DOUBLE FIXED GLASS

Material: Aluminium

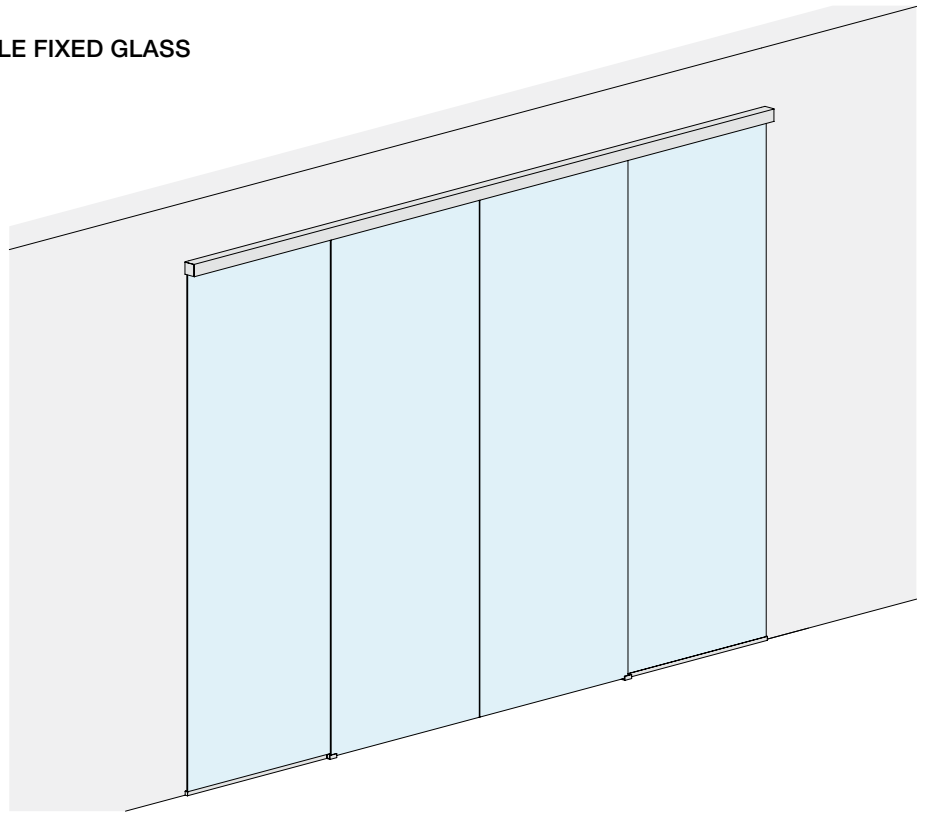
Finish: /6 /88 /97

2025
NEWS

DOOR OPENING SIZE

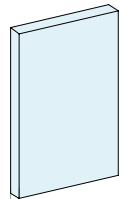


HV max: 3000 mm



DOOR PANEL PANE

FIXED PANE



▶ |◀ 8 - 10.8 mm ▶ |◀ 10 - 10.8 mm ▶

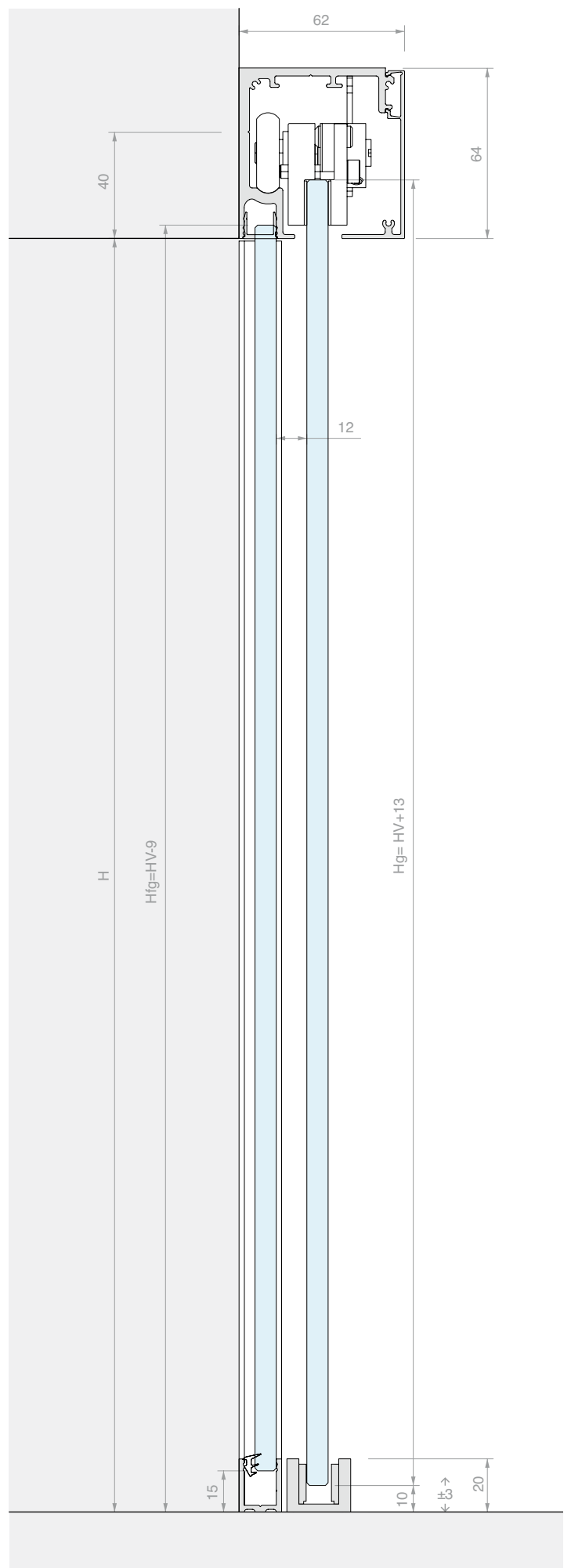
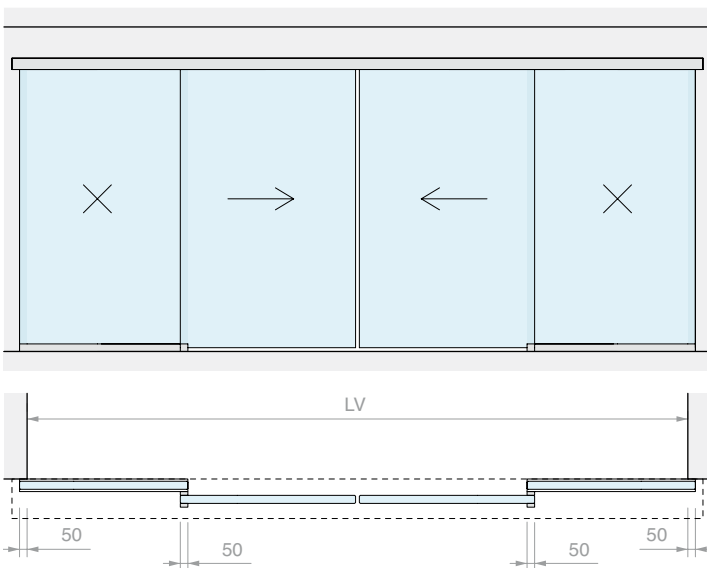
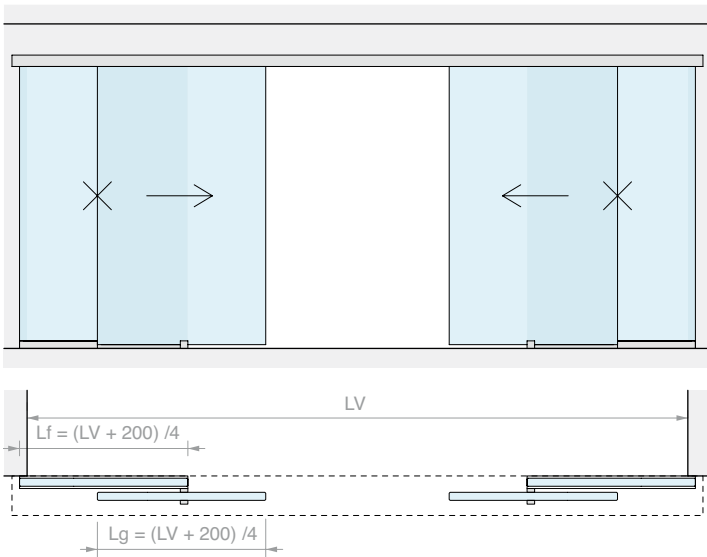
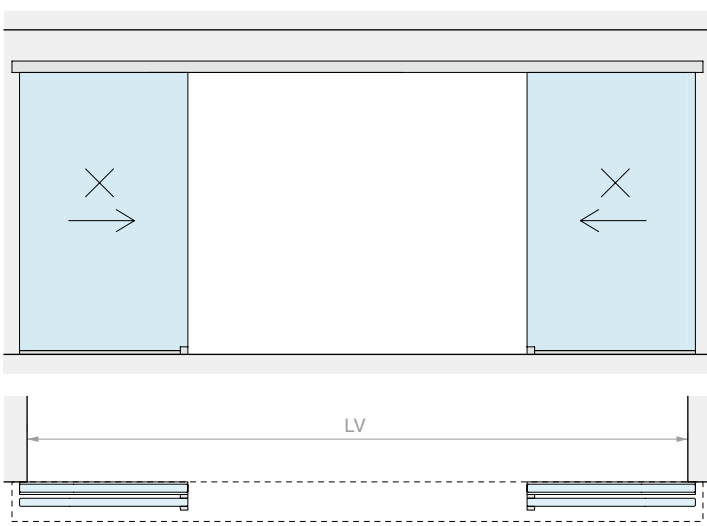
Kit comprising:

Art.	Description	Qty
LM5864P.400	Wall fixing track	1 Pc
LM0064CP.400	Track cover	1 Pc
LMC13.200	Finishing profile	1 Pc
LMU20.300	U profile	1 Pc
LM63061TP33	Finishing cap	2 Pcs
LMU20TP	Finishing cap	4 Pcs
CERPOS162	Clamp	4 Pcs
LMPS-STP55	End stop without buffer	4 Pcs
GTUP2	Glass holder gasket	10 m
LMGF	Floor guide	2 Pcs
LMSIN-AC55	Synchronisation kit	1 Pc

Optional

LMDMP100ZKIT	Dual action damper kit for 35-50 kg	1 Pc
---------------------	-------------------------------------	------

Art.	LV max	Qty
LMP6521CFP.400	3880 mm	1 Pc

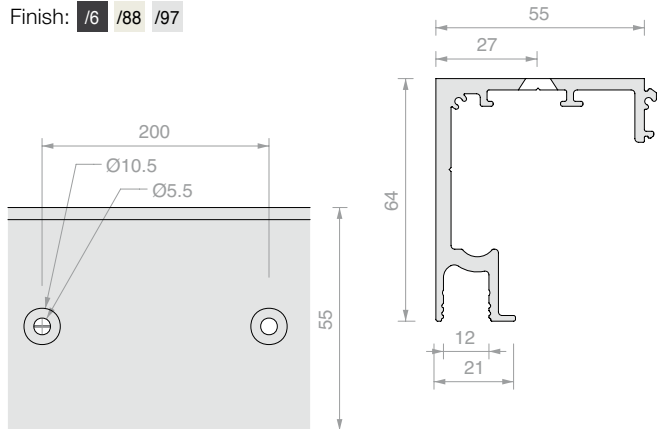




CEILING FIXING TRACK

Material: Aluminium

Finish: /6 /88 /97



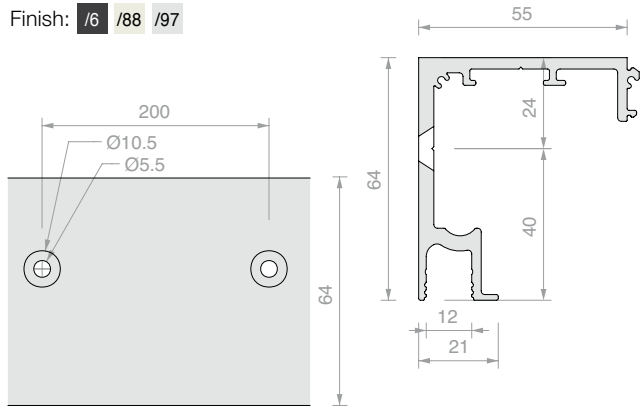
Art.	Length	Qty
LM5864S.200	1998 mm	1 Pc
LM5864S.300	2998 mm	1 Pc
LM5864S.400	3998 mm	1 Pc
LM5864S.600	6000 mm	1 Pc



WALL FIXING TRACK

Material: Aluminium

Finish: /6 /88 /97



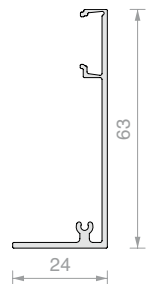
Art.	Length	Qty
LM5864P.200	1998 mm	1 Pc
LM5864P.300	2998 mm	1 Pc
LM5864P.400	3998 mm	1 Pc
LM5864P.600	6000 mm	1 Pc




TRACK COVER

Material: Aluminium

Finish: /6 /88 /97



Art.	Length	Qty
LM0064CP.200	1998 mm	1 Pc
LM0064CP.300	2998 mm	1 Pc
LM0064CP.400	3998 mm	1 Pc
LM0064CP.600	6000 mm	1 Pc

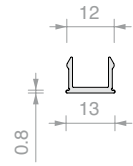


FINISHING PROFILE

Material: Aluminium

Finish: /6 /88 /97

Art.	Length	Qty
LMC13.100	996 mm	1 Pc
LMC13.150	1498 mm	1 Pc
LMC13.200	1998 mm	1 Pc
LMC13.300	3000 mm	1 Pc

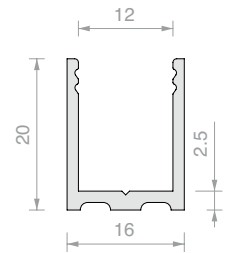


U PROFILE

Material: Aluminium

Finish: /6 /88 /91 /97

Art.	Length	Qty
LMU20.100	996 mm	1 Pc
LMU20.150	1498 mm	1 Pc
LMU20.300	3000 mm	1 Pc

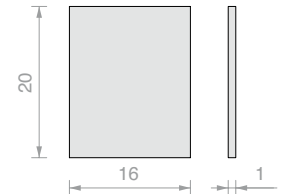


FINISHING CAP

Material: Aluminium

Finish: /88 /91 /97 /R2

Art.	Qty
LMU20TP	1 Pc



GLASS HOLDER SEAL

Material: PVC

Art.	Thickness	Colour	Qty
GTUP2	2 mm	Transparent	1 m
GTUP3	3 mm	Transparent	1 m
GTUP4	4 mm	Transparent	1 m
GTUP5	5 mm	Transparent	1 m
GTUP6	6 mm	Transparent	1 m

Art.	Thickness	Colour	Qty
GTUP2G	2 mm	Embossed	1 m
GTUP3G	3 mm	Embossed	1 m
GTUP4G	4 mm	Embossed	1 m
GTUP5G	5 mm	Embossed	1 m
GTUP6G	6 mm	Embossed	1 m

Art.	Thickness	Colour	Qty
GTUP2N	2 mm	Black	1 m
GTUP3N	3 mm	Black	1 m
GTUP4N	4 mm	Black	1 m
GTUP5N	5 mm	Black	1 m
GTUP6N	6 mm	Black	1 m



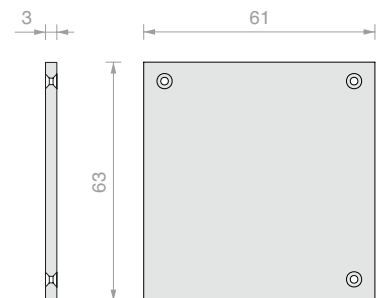
FINISHING CAP 3 SCREWS

Material: Aluminium

For RIGHT and LEFT installation.

Finish: /6 /88 /97

Art.	Qty
LM63061TP33	1 Pc





ADJUSTABLE CLAMP WITH WHEEL

Material: Aluminium and steel

Art.	For glass thickness	Qty
CERPOS162	From 8 to 10.8 mm	1 Pc



END STOP WITHOUT BUFFER

Material: Zamak

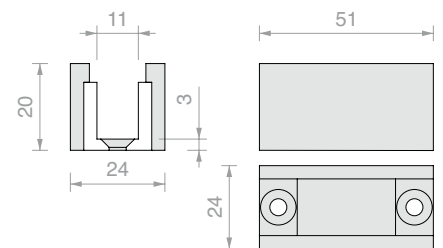
Art.	Qty
LMPS-STP55	1 Pc



FLOOR GUIDE

Material: Aluminium

Finish: /88 /97 /R2



Art.	For glass thickness	Qty
LMGF	From 8 to 10.8 mm	1 Pc



SET OF DUAL-ACTION SOFTBREAK DAMPENER

Material: POM, Aluminium, Zamak

Provides damping when opening and closing

Art.	Load	Qty
LMDMP070ZKIT	From 40 to 70 kg	1 Pc
LMDMP100ZKIT	From 70 to 100 kg	1 Pc



DUAL ACTION SOFTBREAK DAMPER

Material: POM

Provides damping when opening and closing

To use the damper is also necessary the presence of a support clamp and 1 or 2 activators depending on the side to be amortized

Art.	Load	Qty
LMDMP070Z	From 40 to 70 kg	1 Pc
LMDMP100Z	From 70 to 100 kg	1 Pc



SUPPORTING CLAMP FOR DAMPER

Material: Aluminium

Art.	Qty
LMPS-PSD62	1 Pc



ACTIVATOR FOR DAMPER

Material: Zamak

Art.	Qty
LMSIN-GA55	1 Pc



SYNCHRONISATION KIT

Art.	Qty
LMSIN-AC55	1 Pc

Forme

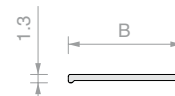
Smaller profiles for finishing glass door panels.
Applied to the glass with a 0.5 mm thick two-sided tape,
silicone or UV bonding.
Select the right guide and accessories for holding the glass
and your edging profile.





FLAT PROFILE FORME SERIES

Material: Aluminium
 Finish:    

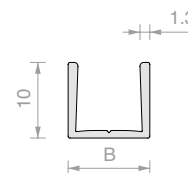


Art.	B	Length	Qty
FOP10.30	10 mm	3000 mm	1 Pc
FOP15.30	15 mm	3000 mm	1 Pc
FOP20.30	20 mm	3000 mm	1 Pc



U PROFILE, FORME SERIES

Material: Aluminium
 Finish:    



Art.	B	Length	For glass	Qty
FOU1011.30	10.8 mm	3000 mm	8 mm	1 Pc
FOU1013.30	12.8 mm	3000 mm	10 mm	1 Pc



TESA® ACX^{plus} DOUBLE-SIDED TAPE

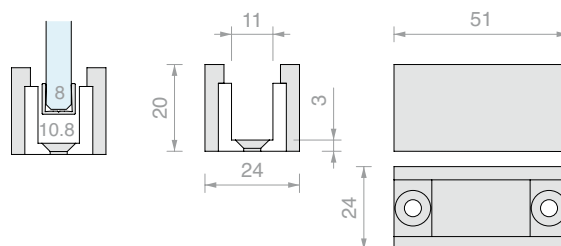
Transparent double-sided tape for fixing glass, steel and aluminium.
 The paper liner makes manual application of the tape easier.

Art.	Dimensions	Thickness	Qty
TS250065	6 mm x 25 m	0.5 mm	1 Pc
TS250125	12 mm x 25 m	0.5 mm	1 Pc
TS250155	15 mm x 25 m	0.5 mm	1 Pc



FLOOR GUIDE


Material: Aluminium
 Finish:   

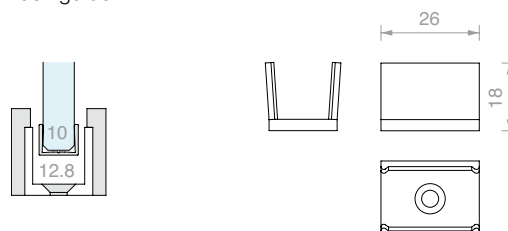


Art.	For profile	Qty
LMGF	FOU1011	1 Pc







ADAPTOR FOR GUIDE LMGF

Accessory for inserting into the LMGF floor guide
 Material: plastic
 Finish: 













Art.	For profile	Qty
LMGF13-POM	FOU1013	1 Pc

Art.	Description	Finish	Qty	EURO	
LM PORTA PRO sliding door kit					
	LMP6511P.200/6	Ceiling fixing single door Lvmax 920	Matt black	1 Pc	587,07
	LMP6511P.200/88	Ceiling fixing single door Lvmax 920	Brushed steel effect alu.	1 Pc	578,78
	LMP6511P.200/97	Ceiling fixing single door Lvmax 920	Matt aluminium	1 Pc	560,14
	LMP6511P.300/6	Ceiling fixing single door Lvmax 1420	Matt black	1 Pc	663,21
	LMP6511P.300/88	Ceiling fixing single door Lvmax 1420	Brushed steel effect alu.	1 Pc	653,66
	LMP6511P.300/97	Ceiling fixing single door Lvmax 1420	Matt aluminium	1 Pc	630,06
	LMP6511CP.400/6	Ceiling fixing synchronised double door Lvmax 1940	Matt black	1 Pc	1.202,28
	LMP6511CP.400/88	Ceiling fixing synchronised double door Lvmax 1940	Brushed steel effect alu.	1 Pc	1.182,85
	LMP6511CP.400/97	Ceiling fixing synchronised double door Lvmax 1940	Matt aluminium	1 Pc	1.156,91
	LMP6511FP.200/6	Ceiling fixing single door and fixed glass Lvmax 2000	Matt black	1 Pc	649,31
	LMP6511FP.200/88	Ceiling fixing single door and fixed glass Lvmax 2000	Brushed steel effect alu.	1 Pc	610,04
	LMP6511FP.200/97	Ceiling fixing single door and fixed glass Lvmax 2000	Matt aluminium	1 Pc	599,39
	LMP6511FP.300/6	Ceiling fixing single door and fixed glass Lvmax 3000	Matt black	1 Pc	764,87
	LMP6511FP.300/88	Ceiling fixing single door and fixed glass Lvmax 3000	Brushed steel effect alu.	1 Pc	696,89
	LMP6511FP.300/97	Ceiling fixing single door and fixed glass Lvmax 3000	Matt aluminium	1 Pc	679,16
	LMP6511CFP.400/6	Ceiling fixing double door synchronised and double fixed glass, Lvmax 4000	Matt black	1 Pc	1.314,74
	LMP6511CFP.400/88	Ceiling fixing double door synchronised and double fixed glass, Lvmax 4000	Brushed steel effect alu.	1 Pc	1.236,22
	LMP6511CFP.400/97	Ceiling fixing double door synchronised and double fixed glass, Lvmax 4000	Matt aluminium	1 Pc	1.214,91
	LMP6521P.200/6	Wall fixing single door Lvmax 920	Matt black	1 Pc	587,07
	LMP6521P.200/88	Wall fixing single door Lvmax 920	Brushed steel effect alu.	1 Pc	578,78
	LMP6521P.200/97	Wall fixing single door Lvmax 920	Matt aluminium	1 Pc	560,14
	LMP6521P.300/6	Wall fixing single door Lvmax 1420	Matt black	1 Pc	663,21
	LMP6521P.300/88	Wall fixing single door Lvmax 1420	Brushed steel effect alu.	1 Pc	653,66
	LMP6521P.300/97	Wall fixing single door Lvmax 1420	Matt aluminium	1 Pc	630,06
	LMP6521CP.400/6	Wall fixing double door synchronised Lvmax 1940	Matt black	1 Pc	1.202,28
	LMP6521CP.400/88	Wall fixing double door synchronised Lvmax 1940	Brushed steel effect alu.	1 Pc	1.182,85
	LMP6521CP.400/97	Wall fixing double door synchronised Lvmax 1940	Matt aluminium	1 Pc	1.156,91
	LMP6521FP.200/6	Wall fixing single door and fixed glass Lvmax 1880	Matt black	1 Pc	679,69
	LMP6521FP.200/88	Wall fixing single door and fixed glass Lvmax 1880	Brushed steel effect alu.	1 Pc	643,26
	LMP6521FP.200/97	Wall fixing single door and fixed glass Lvmax 1880	Matt aluminium	1 Pc	621,28
	LMP6521FP.300/6	Wall fixing single door and fixed glass Lvmax 2880	Matt black	1 Pc	795,26
	LMP6521FP.300/88	Wall fixing single door and fixed glass Lvmax 2880	Brushed steel effect alu.	1 Pc	730,11
	LMP6521FP.300/97	Wall fixing single door and fixed glass Lvmax 2880	Matt aluminium	1 Pc	701,07
	LMP6521CFP.400/6	Wall fixing double door synchronised and double fixed glass, Lvmax 3880	Matt black	1 Pc	1.345,12
	LMP6521CFP.400/88	Wall fixing double door synchronised and double fixed glass, Lvmax 3880	Brushed steel effect alu.	1 Pc	1.269,44
	LMP6521CFP.400/97	Wall fixing double door synchronised and double fixed glass, Lvmax 3880	Matt aluminium	1 Pc	1.236,80

	Art.	Description	Finish	Qty	EURO
	LM5864S.200/6	Ceiling fixing track, B55 H64 L1998	Matt black	1 Pc	167,60
	LM5864S.200/88	Ceiling fixing track, B55 H64 L1998	Brushed steel effect alu.	1 Pc	165,22
	LM5864S.200/97	Ceiling fixing track, B55 H64 L1998	Matt aluminium	1 Pc	155,74
	LM5864S.300/6	Ceiling fixing track, B55 H64 L2998	Matt black	1 Pc	242,13
	LM5864S.300/88	Ceiling fixing track, B55 H64 L2998	Brushed steel effect alu.	1 Pc	238,57
	LM5864S.300/97	Ceiling fixing track, B55 H64 L2998	Matt aluminium	1 Pc	224,36
	LM5864S.400/6	Ceiling fixing track, B55 H64 L3998	Matt black	1 Pc	316,67
	LM5864S.400/88	Ceiling fixing track, B55 H64 L3998	Brushed steel effect alu.	1 Pc	311,92
	LM5864S.400/97	Ceiling fixing track, B55 H64 L3998	Matt aluminium	1 Pc	293,00
	LM5864S.600/6	Ceiling fixing track, B55 H64 L6000	Matt black	1 Pc	448,80
	LM5864S.600/88	Ceiling fixing track, B55 H64 L6000	Brushed steel effect alu.	1 Pc	441,67
	LM5864S.600/97	Ceiling fixing track, B55 H64 L6000	Matt aluminium	1 Pc	413,27
	LM5864P.200/6	Wall fixing track, B55 H64 L1998	Matt black	1 Pc	167,60
	LM5864P.200/88	Wall fixing track, B55 H64 L1998	Brushed steel effect alu.	1 Pc	165,22
	LM5864P.200/97	Wall fixing track, B55 H64 L1998	Matt aluminium	1 Pc	155,74
	LM5864P.300/6	Wall fixing track, B55 H64 L2998	Matt black	1 Pc	242,13
	LM5864P.300/88	Wall fixing track, B55 H64 L2998	Brushed steel effect alu.	1 Pc	238,57
	LM5864P.300/97	Wall fixing track, B55 H64 L2998	Matt aluminium	1 Pc	224,36
	LM5864P.400/6	Wall fixing track, B55 H64 L3998	Matt black	1 Pc	316,67
	LM5864P.400/88	Wall fixing track, B55 H64 L3998	Brushed steel effect alu.	1 Pc	311,92
	LM5864P.400/97	Wall fixing track, B55 H64 L3998	Matt aluminium	1 Pc	293,00
	LM5864P.600/6	Wall fixing track, B55 H64 L6000	Matt black	1 Pc	448,80
	LM5864P.600/88	Wall fixing track, B55 H64 L6000	Brushed steel effect alu.	1 Pc	441,67
	LM5864P.600/97	Wall fixing track, B55 H64 L6000	Matt aluminium	1 Pc	413,27
	LM0064CP.200/6	Cover for track, B25.7 H63 L1998	Matt black	1 Pc	52,14
	LM0064CP.200/88	Cover for track, B25.7 H63 L1998	Brushed steel effect alu.	1 Pc	51,52
	LM0064CP.200/97	Cover for track, B25.7 H63 L1998	Matt aluminium	1 Pc	49,06
	LM0064CP.300/6	Cover for track, B25.7 H63 L2998	Matt black	1 Pc	68,97
	LM0064CP.300/88	Cover for track, B25.7 H63 L2998	Brushed steel effect alu.	1 Pc	68,02
	LM0064CP.300/97	Cover for track, B25.7 H63 L2998	Matt aluminium	1 Pc	64,33
	LM0064CP.400/6	Cover for track, B25.7 H63 L3998	Matt black	1 Pc	85,78
	LM0064CP.400/88	Cover for track, B25.7 H63 L3998	Brushed steel effect alu.	1 Pc	84,55
	LM0064CP.400/97	Cover for track, B25.7 H63 L3998	Matt aluminium	1 Pc	79,62
	LM0064CP.600/6	Cover for track, B25.7 H63 L6000	Matt black	1 Pc	102,45
	LM0064CP.600/88	Cover for track, B25.7 H63 L6000	Brushed steel effect alu.	1 Pc	100,61
	LM0064CP.600/97	Cover for track, B25.7 H63 L6000	Matt aluminium	1 Pc	93,21
	LMC13.100/6	Finishing profile, L996	Matt black	1 Pc	14,87
	LMC13.100/88	Finishing profile, L996	Brushed steel effect alu.	1 Pc	14,45
	LMC13.100/97	Finishing profile, L996	Matt aluminium	1 Pc	14,06
	LMC13.150/6	Finishing profile, L1498	Matt black	1 Pc	18,30
	LMC13.150/88	Finishing profile, L1498	Brushed steel effect alu.	1 Pc	17,69
	LMC13.150/97	Finishing profile, L1498	Matt aluminium	1 Pc	17,09
	LMC13.200/6	Finishing profile, L1998	Matt black	1 Pc	19,18
	LMC13.200/88	Finishing profile, L1998	Brushed steel effect alu.	1 Pc	18,44
	LMC13.200/97	Finishing profile, L1998	Matt aluminium	1 Pc	17,75
	LMC13.300/6	Finishing profile, L3000	Matt black	1 Pc	20,28

	Art.	Description	Finish	Qty	EURO	
	LMC13.300/88	Finishing profile, L3000	Brushed steel effect alu.	1 Pc	19,05	
	LMC13.300/97	Finishing profile, L3000	Matt aluminium	1 Pc	17,95	
	LMU20.100/6	U profile, B16 H20 L996	Matt black	1 Pc	35,35	
	LMU20.100/88	U profile, B16 H20 L996	Brushed steel effect alu.	1 Pc	31,02	
	LMU20.100/91	U profile, B16 H20 L996	Polished aluminium	1 Pc	32,85	
	LMU20.100/97	U profile, B16 H20 L996	Matt aluminium	1 Pc	29,48	
	LMU20.150/6	U profile, B16 H20 L1498	Matt black	1 Pc	48,40	
	LMU20.150/88	U profile, B16 H20 L1498	Brushed steel effect alu.	1 Pc	38,43	
	LMU20.150/91	U profile, B16 H20 L1498	Polished aluminium	1 Pc	40,19	
	LMU20.150/97	U profile, B16 H20 L1498	Matt aluminium	1 Pc	36,15	
	LMU20.300/6	U profile, B16 H20 L3000	Matt black	1 Pc	71,28	
	LMU20.300/88	U profile, B16 H20 L3000	Brushed steel effect alu.	1 Pc	56,06	
	LMU20.300/91	U profile, B16 H20 L3000	Polished aluminium	1 Pc	59,40	
	LMU20.300/97	U profile, B16 H20 L3000	Matt aluminium	1 Pc	51,59	
	LMU20TP/88	End cap, B16 H20 L1	Brushed steel effect alu.	1 Pc	6,36	
	LMU20TP/91	End cap, B16 H20 L1	Polished aluminium	1 Pc	6,36	
	LMU20TP/97	End cap, B16 H20 L1	Matt aluminium	1 Pc	6,25	
	LMU20TP/R2	End cap, B16 H20 L1	RAL9005 Matt black	1 Pc	7,70	
	GTUP2	Glass holder seal, H2	Transparent	1 m	1,21	
	GTUP3	Glass holder seal, H3	Transparent	1 m	1,39	
	GTUP4	Glass holder seal, H4	Transparent	1 m	1,69	
	GTUP5	Glass holder seal, H5	Transparent	1 m	2,35	
	GTUP6	Glass holder seal, H6	Transparent	1 m	3,30	
	GTUP2G	Glass holder seal, H2	Embossed	1 m	1,80	
	GTUP3G	Glass holder seal, H3	Embossed	1 m	2,02	
	GTUP4G	Glass holder seal, H4	Embossed	1 m	2,29	
	GTUP5G	Glass holder seal, H5	Embossed	1 m	2,60	
	GTUP6G	Glass holder seal, H6	Embossed	1 m	3,81	
	GTUP2N	Glass holder seal, H2	Matt black	1 m	1,21	
	GTUP3N	Glass holder seal, H3	Matt black	1 m	1,39	
	GTUP4N	Glass holder seal, H4	Matt black	1 m	1,69	
	GTUP5N	Glass holder seal, H5	Matt black	1 m	2,35	
	GTUP6N	Glass holder seal, H6	Matt black	1 m	3,30	
		LM63061TP33/6	End cap with 3 screws, B61 H63	Matt black	1 Pc	24,68
		LM63061TP33/88	End cap with 3 screws, B61 H63	Brushed steel effect alu.	1 Pc	24,68
		LM63061TP33/97	End cap with 3 screws, B61 H63	Matt aluminium	1 Pc	23,17
	CERPOS162	Adjustable clamp with wheel for sliding doors, for 8/10.8 mm glass		1 Pc	146,74	
	LMPS-STP55	End stop without buffer		1 Pc	18,83	
	LMGF/88	Floor guide, for 8/10.8 mm glass, B25 H23 L46	Brushed steel effect alu.	1 Pc	26,31	
	LMGF/97	Floor guide, for 8/10.8 mm glass, B25 H23 L46	Matt aluminium	1 Pc	26,31	
	LMGF/R2	Floor guide, for 8/10.8 mm glass, B25 H23 L46	RAL9005 Matt black	1 Pc	31,59	

	Art.	Description	Finish	Qty	EURO
	LMDMP070ZKIT	Set of dual-action softbreak dampener from 40 to 70 kg		1 Pc	121,68
	LMDMP100ZKIT	Set of dual-action softbreak dampener from 70 to 100 kg		1 Pc	121,68
	LMDMP070Z	Dual action softbreak damper, 40 to 70 kg		1 Pc	67,54
	LMDMP100Z	Dual action softbreak damper, 70 to 100 kg		1 Pc	67,54
	LMPS-PSD62	Supporting clamp for damper		1 Pc	21,19
	LMSIN-GA55	Activator for damper		1 Pc	16,48
	LMSIN-AC55	Synchronisation kit		1 Pc	133,54
	FOP10.30/6	Flat profile FORME series, B10 H1.3 L3000	Matt black	1 Pc	33,32
	FOP10.30/88	Flat profile FORME series, B10 H1.3 L3000	Brushed steel effect alu.	1 Pc	33,32
	FOP10.30/97	Flat profile FORME series, B10 H1.3 L3000	Matt aluminium	1 Pc	25,00
	FOP10.30/RAL	Flat profile FORME series, B10 H1.3 L3000	RAL9010 polished white	1 Pc	29,16
	FOP15.30/6	Flat profile FORME series, B15 H1.3 L3000	Matt black	1 Pc	35,34
	FOP15.30/88	Flat profile FORME series, B15 H1.3 L3000	Brushed steel effect alu.	1 Pc	35,34
	FOP15.30/97	Flat profile FORME series, B15 H1.3 L3000	Matt aluminium	1 Pc	27,02
	FOP15.30/RAL	Flat profile FORME series, B15 H1.3 L3000	RAL9010 polished white	1 Pc	31,18
	FOP20.30/6	Flat profile FORME series, B20 H1.3 L3000	Matt black	1 Pc	37,98
	FOP20.30/88	Flat profile FORME series, B20 H1.3 L3000	Brushed steel effect alu.	1 Pc	37,98
	FOP20.30/97	Flat profile FORME series, B20 H1.3 L3000	Matt aluminium	1 Pc	29,68
	FOP20.30/RAL	Flat profile FORME series, B20 H1.3 L3000	RAL9010 polished white	1 Pc	33,82
	FOU1011.30/6	U flat profile FORME series, for 8 mm glass, B10.8 H10 L3000	Matt black	1 Pc	47,24
	FOU1011.30/88	U flat profile FORME series, for 8 mm glass, B10.8 H10 L3000	Brushed steel effect alu.	1 Pc	47,24
	FOU1011.30/97	U flat profile FORME series, for 8 mm glass, B10.8 H10 L3000	Matt aluminium	1 Pc	38,92
	FOU1011.30/RAL	U flat profile FORME series, for 8 mm glass, B10.8 H10 L3000	RAL9010 polished white	1 Pc	43,08
	FOU1013.30/6	U flat profile FORME series, for 10 mm glass, B12.8 H10 L3000	Matt black	1 Pc	50,02
	FOU1013.30/88	U flat profile FORME series, for 10 mm glass, B12.8 H10 L3000	Brushed steel effect alu.	1 Pc	50,02
	FOU1013.30/97	U flat profile FORME series, for 10 mm glass, B12.8 H10 L3000	Matt aluminium	1 Pc	41,70
FOU1013.30/RAL	U flat profile FORME series, for 10 mm glass, B12.8 H10 L3000	RAL9010 polished white	1 Pc	45,86	
	TS250065	Double-sided tape Tesa® ACXplus, B6 H0.5 L25 m	Transparent	1 Pc	33,26
	TS250125	Double-sided tape Tesa® ACXplus, B12 H0.5 L25 m	Transparent	1 Pc	66,52
	TS250155	Double-sided tape Tesa® ACXplus, B15 H0.5 L25 m	Transparent	1 Pc	105,50
	LMGF/88	Floor guide, for 8/10.8 mm glass, B25 H23 L46	Brushed steel effect alu.	1 Pc	26,32
	LMGF/97	Floor guide, for 8/10.8 mm glass, B25 H23 L46	Matt aluminium	1 Pc	26,32
	LMGF/R2	Floor guide, for 8/10.8 mm glass, B25 H23 L46	RAL9005 Matt black	1 Pc	31,60
	LMGF13-POM/56	Adaptor for LMGF guide	Grey	1 Pc	7,60



Saint-Gobain Logli S.r.l.
Via Chemnitz, 49/51
59100 Prato - Italy
www.sg-logli.it

