



FOCUS ON PRODUCTS AND SOLUTIONS

NEW
IMBOTTE M

Aluminium that enhances glass

IMBOTTE M

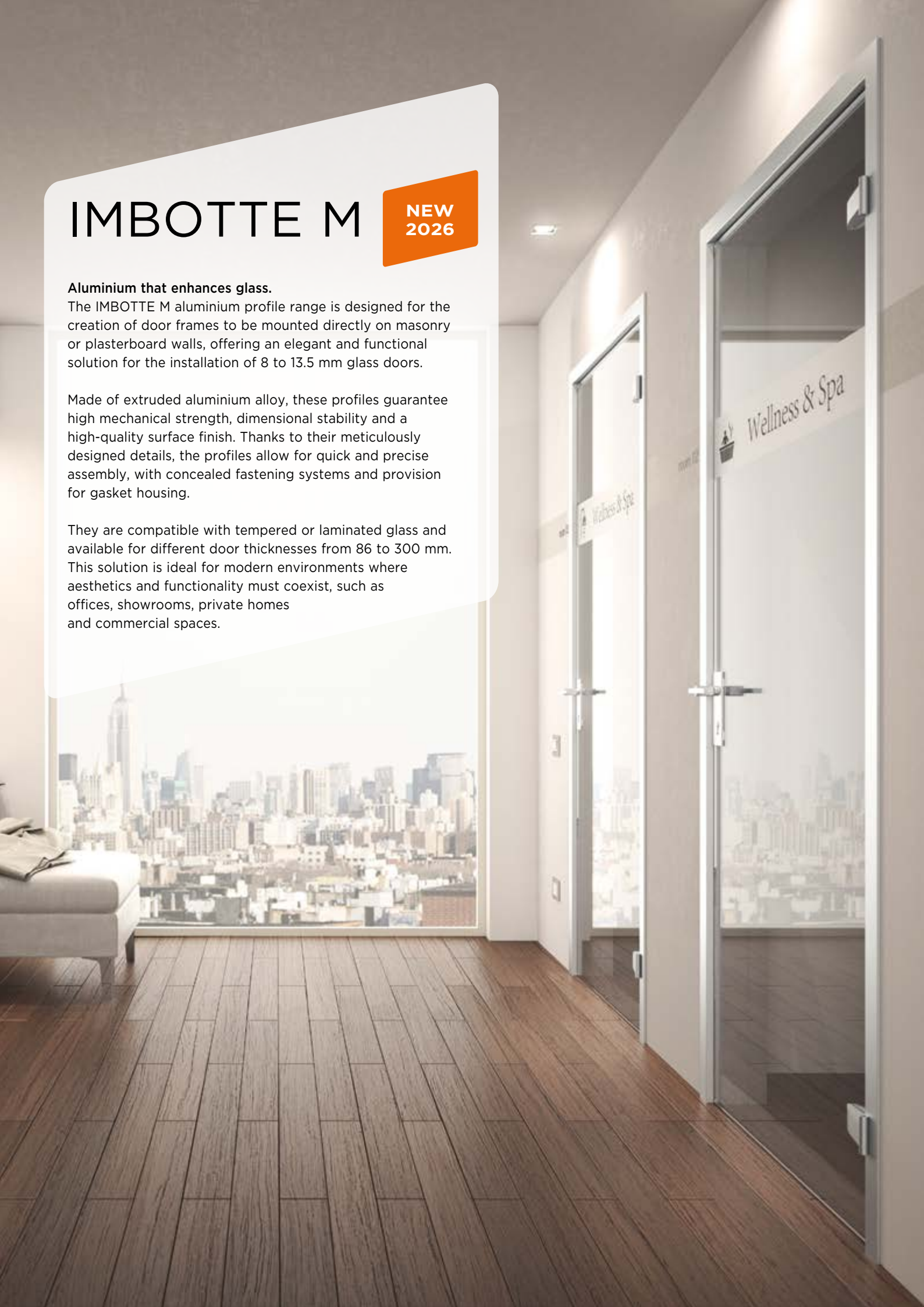
NEW
2026

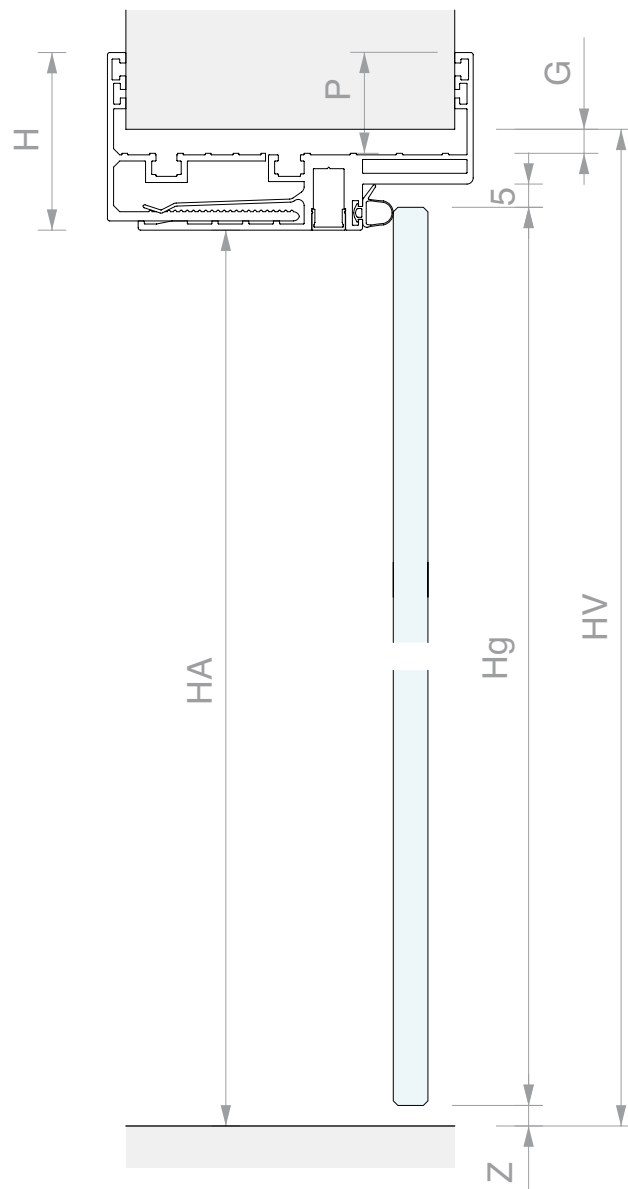
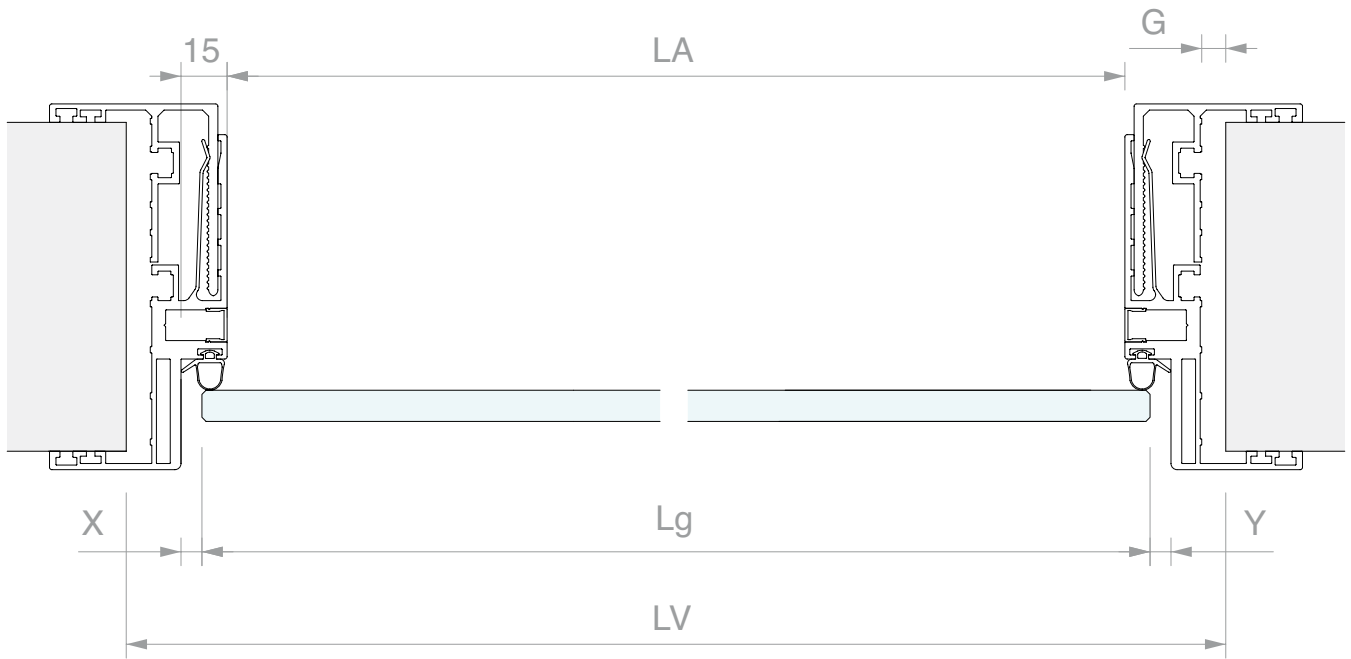
Aluminium that enhances glass.

The IMBOTTE M aluminium profile range is designed for the creation of door frames to be mounted directly on masonry or plasterboard walls, offering an elegant and functional solution for the installation of 8 to 13.5 mm glass doors.

Made of extruded aluminium alloy, these profiles guarantee high mechanical strength, dimensional stability and a high-quality surface finish. Thanks to their meticulously designed details, the profiles allow for quick and precise assembly, with concealed fastening systems and provision for gasket housing.

They are compatible with tempered or laminated glass and available for different door thicknesses from 86 to 300 mm. This solution is ideal for modern environments where aesthetics and functionality must coexist, such as offices, showrooms, private homes and commercial spaces.





FORMULAS

IMBKIT100

- G = min. 1 max 15 mm
- $Lg = LV - (20 + X + Y + 2 \cdot G)$
- $Hg = HV - (15 + Z + G)$
- P= 30 mm
- H= 55 mm
- OTHER DIMENSIONS
- $LA = LV - (50 + 2 \cdot G)$
- $HA = HV - (25 + G)$

FORMULAS

IMBKIT8 - IMBKIT145188 -IMBKIT170210

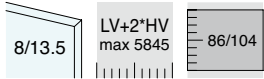

IMBKIT200250 - IMBKIT250300

- G = min. 1 max 25 mm
- $Lg = LV - (20 + X + Y + 2 \cdot G)$
- $Hg = HV - (15 + Z + G)$
- P= 40 mm
- H= 65 mm
- OTHER DIMENSIONS
- $LA = LV - (50 + 2 \cdot G)$
- $HA = HV - (25 + G)$



IMBOTTE 100-8 DOOR PANEL KIT

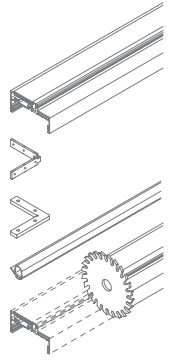
Material: Aluminium
Finish: /97



DOOR PANEL

Kit comprising:

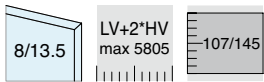

Art.	Description	Qty
IBT100	Frame profile for door panels	1 Pc
PD001	4 joining brackets	1 Pc
PD003	4 alignment brackets	1 Pc
PD8A	Grey door striker gasket	6 m
IMBCUT	Cut-to-size	1 Pc



Art.	Description	Door panel	Wall thickness	Qty
IMBKIT100-8	IMBOTTE 100 door panel kit cut to size	From 8 to 13.5 mm	From 86 to 104 mm	1 Pc

IMBOTTE 90145 DOOR PANEL KIT

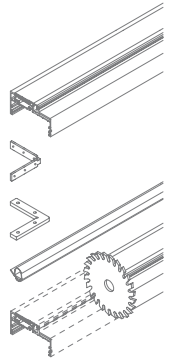
Material: Aluminium
Finish: /97



DOOR PANEL

Kit comprising:

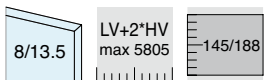

Art.	Description	Qty
IBT90145	Frame profile for door panels	1 Pc
PD001	4 joining brackets	1 Pc
PD003	4 alignment brackets	1 Pc
PD8A	Grey door striker gasket	6 m
IMBCUT	Cut-to-size	1 Pc



Art.	Description	Door panel	Wall thickness	Qty
IMBKIT8	IMBOTTE 90145 door panel kit cut to size	From 8 to 13.5 mm	From 107 to 145 mm	1 Pc

IMBOTTE 145188 DOOR PANEL KIT

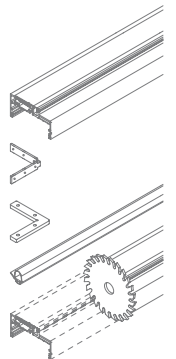
Material: Aluminium
Finish: /97



DOOR PANEL

Kit comprising:

Art.	Description	Qty
IBT145188	Frame profile for door panels	1 Pc
PD001	4 joining brackets	1 Pc
PD003	4 alignment brackets	1 Pc
PD8A	Grey door striker gasket	6 m
IMBCUT	Cut-to-size	1 Pc



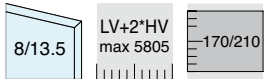

Art.	Description	Door panel	Wall thickness	Qty
IMBKIT145188	IMBOTTE 145188 door panel kit cut to size	From 8 to 13.5 mm	From 145 to 188 mm	1 Pc



IMBOTTE 170210 DOOR PANEL KIT

Material: Aluminium

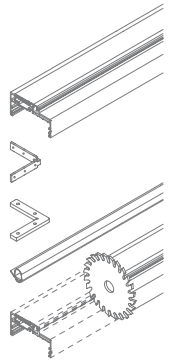
Finish: /97



DOOR
PANEL

Kit comprising:

Art.	Description	Qty
IBT170210	Frame profile for door panels	1 Pc
PD001	4 joining brackets	1 Pc
PD003	4 alignment brackets	1 Pc
PD8A	Grey door striker gasket	6 m
IMBCUT	Cut-to-size	1 Pc

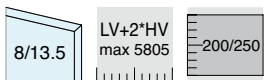



Art.	Description	Door panel	Wall thickness	Qty
IMBKIT170210	IMBOTTE 170210 door panel kit cut to size	From 8 to 13.5 mm	From 170 to 210 mm	1 Pc

IMBOTTE 200250 DOOR PANEL KIT

Material: Aluminium

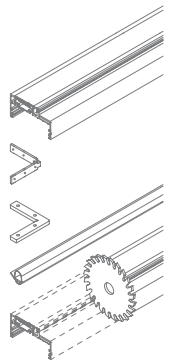
Finish: /97



DOOR
PANEL

Kit comprising:

Art.	Description	Qty
IBT200250	Frame profile for door panels	1 Pc
PD001	4 joining brackets	1 Pc
PD003	4 alignment brackets	1 Pc
PD8A	Grey door striker gasket	6 m
IMBCUT	Cut-to-size	1 Pc

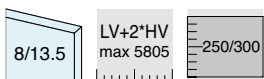



Art.	Description	Door panel	Wall thickness	Qty
IMBKIT200250	IMBOTTE 200250 door panel kit cut to size	From 8 to 13.5 mm	From 200 to 250 mm	1 Pc

IMBOTTE 250300 DOOR PANEL KIT

Material: Aluminium

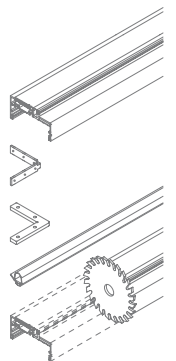
Finish: /97



DOOR
PANEL

Kit comprising:

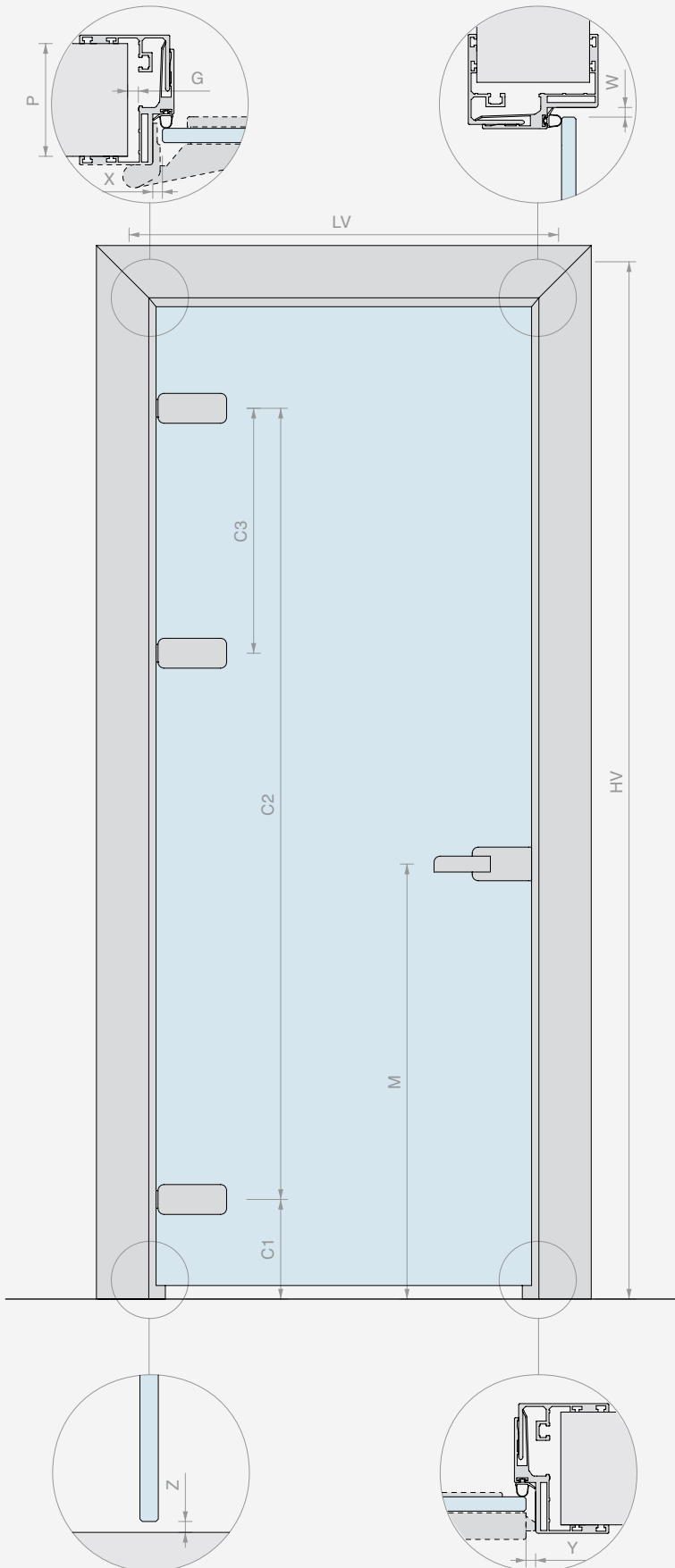
Art.	Description	Qty
IBT250300	Frame profile for door panels	1 Pc
PD001	4 joining brackets	1 Pc
PD003	4 alignment brackets	1 Pc
PD8A	Grey door striker gasket	6 m
IMBCUT	Cut-to-size	1 Pc



Art.	Description	Door panel	Wall thickness	Qty
IMBKIT250300	IMBOTTE 250300 door panel kit cut to size	From 8 to 13.5 mm	From 250 to 300 mm	1 Pc



FORM TO ORDER CUSTOM IMBOTTE



PROFILE PROCESSING

DOOR OPENING SIZE

LV = _____ mm

HV = _____ mm

DOOR PANEL THICKNESS

_____ mm

WALL THICKNESS (P)

- 86/104 107/145
- 145/188 170/210
- 200/250 250/300

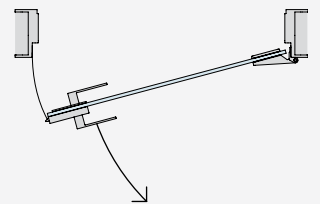
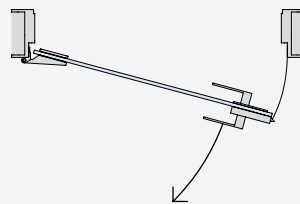
OTHER DIMENSIONS

Values as per your suggestion

- X = _____ mm
- G = _____ mm
- Z = _____ mm
- Y = _____ mm
- W = _____ mm
- C1 = _____ mm
- C2 = _____ mm
- C3 = _____ mm
(where present)
- M = _____ mm

Left opening

Right opening



FINISH AND QUANTITY OF THE FULL KIT

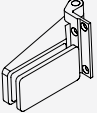
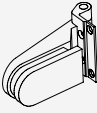

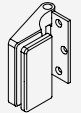
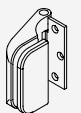
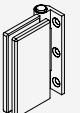
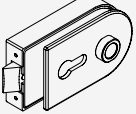
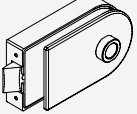
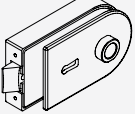
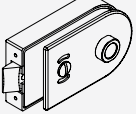
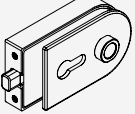
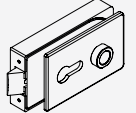
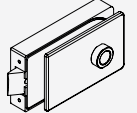
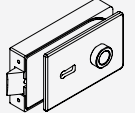
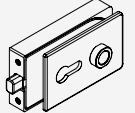
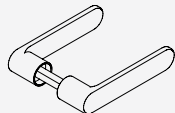
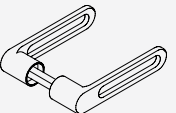
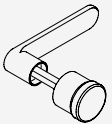
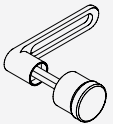
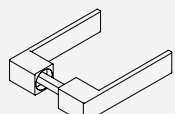
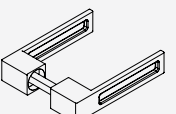
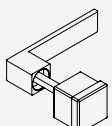
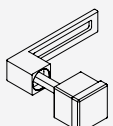


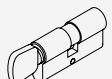


/97 MATT ALUMINIUM

Other _____

Qty = _____ Pcs



ACCESSORIES

HINGES Qty = ___ Pcs	 <input type="checkbox"/> CER4ALSQ Squared hinge for door jambs	 <input type="checkbox"/> CER4AL Rounded hinge for door jambs	 <input type="checkbox"/> FA50 Squared hinge for narrow jambs	(attach technical data sheet)		
	 <input type="checkbox"/> CER148ALSQ Squared hinge for door jambs	 <input type="checkbox"/> CER148AL Rounded hinge for door jambs	 <input type="checkbox"/> FA100 Rectangular hinge for narrow door jambs			<input type="checkbox"/> OTHER
LOCK Qty = ___ Pcs	 <input type="checkbox"/> AP1203BORH Mechanical lock with hole for cylinder	 <input type="checkbox"/> AP1203BOST Mechanical lock without hole for cylinder	 <input type="checkbox"/> AP1203BOPA Mechanical lock with patented key	 <input type="checkbox"/> AP1203BOKS Mechanical lock free/occupied	 <input type="checkbox"/> AP1203BOMG Magnetic lock with hole for cylinder	(attach technical data sheet)
	 <input type="checkbox"/> AP2203BORH Mechanical lock with hole for cylinder	 <input type="checkbox"/> AP2203BOST Mechanical lock without hole for cylinder	 <input type="checkbox"/> AP2203BOPA Mechanical lock with patented key	 <input type="checkbox"/> AP2203BOKS Mechanical lock free/occupied	 <input type="checkbox"/> AP2203BOMG Magnetic lock with hole for cylinder	
HANDLE Qty = ___ Pcs	 <input type="checkbox"/> APHANDRC Rounded closed handle	 <input type="checkbox"/> APHANDRH Rounded open handle	 <input type="checkbox"/> APHAFKRC Rounded closed handle with fixed door knob	 <input type="checkbox"/> APHAFKRH Rounded open handle, with fixed door knob		
	 <input type="checkbox"/> APHANDSC Squared closed handle	 <input type="checkbox"/> APHANDSH Squared open handle	 <input type="checkbox"/> APHAFKSC Squared closed handle with fixed door knob	 <input type="checkbox"/> APHAFKSH Squared open handle, with fixed door knob		
CYLINDER (if required) Qty = ___ Pcs	 <input type="checkbox"/> CISA2227D Cylinder different key	 <input type="checkbox"/> CISA2227U Cylinder single key	 <input type="checkbox"/> S1217U Cylinder, different key with door knob			
STRIKE PLATE Qty = ___ Pcs	 <input type="checkbox"/> SERH17 Strike plate for mechanical latch	 <input type="checkbox"/> APROIN17M Strike plate for magnetic latch	(attach technical data sheet)			
	<input type="checkbox"/> OTHER					

See all models available in **volume 3**

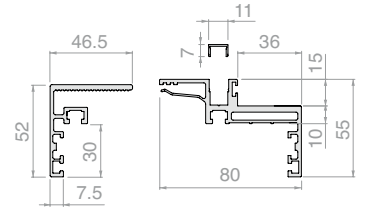




FRAME PROFILE FOR IMBOTTE 100 DOOR PANELS

Material: Aluminium

Finish: /97



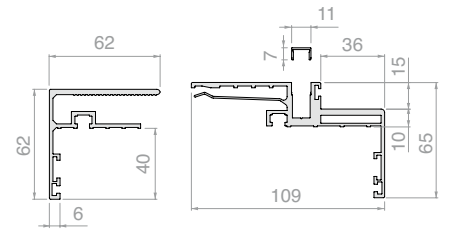
Art.	Length	For glass	Wall thickness	Qty
IBT10015	1497 mm	From 8 to 13.5 mm	From 86 to 104 mm	1 Pc
IBT10030	2998 mm	From 8 to 13.5 mm	From 86 to 104 mm	1 Pc
IBT100	6000 mm	From 8 to 13.5 mm	From 86 to 104 mm	1 Pc



FRAME PROFILE FOR IMBOTTE 90145 DOOR PANELS

Material: Aluminium

Finish: /97



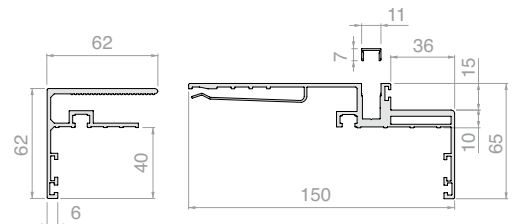
Art.	Length	For glass	Wall thickness	Qty
IBT9014515	1497 mm	From 8 to 13.5 mm	From 107 to 145 mm	1 Pc
IBT9014530	2998 mm	From 8 to 13.5 mm	From 107 to 145 mm	1 Pc
IBT90145	6000 mm	From 8 to 13.5 mm	From 107 to 145 mm	1 Pc



FRAME PROFILE FOR IMBOTTE 145188 DOOR PANELS

Material: Aluminium

Finish: /97



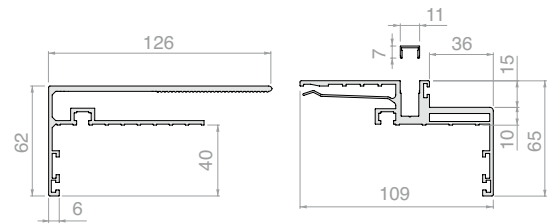
Art.	Length	For glass	Wall thickness	Qty
IBT14518815	1497 mm	From 8 to 13.5 mm	From 145 to 188 mm	1 Pc
IBT14518830	2998 mm	From 8 to 13.5 mm	From 145 to 188 mm	1 Pc
IBT145188	6000 mm	From 8 to 13.5 mm	From 145 to 188 mm	1 Pc



FRAME PROFILE FOR IMBOTTE 170210 DOOR PANELS

Material: Aluminium

Finish: /97



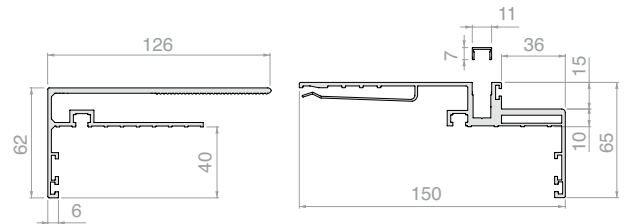
Art.	Length	For glass	Wall thickness	Qty
IBT17021015	1497 mm	From 8 to 13.5 mm	From 170 to 210 mm	1 Pc
IBT17021030	2998 mm	From 8 to 13.5 mm	From 170 to 210 mm	1 Pc
IBT170210	6000 mm	From 8 to 13.5 mm	From 170 to 210 mm	1 Pc



FRAME PROFILE FOR IMBOTTE 200250 DOOR PANELS

Material: Aluminium

Finish: /97



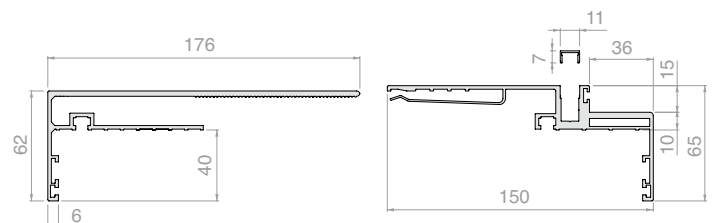
Art.	Length	For glass	Wall thickness	Qty
IBT20025015	1497 mm	From 8 to 13.5 mm	From 200 to 250 mm	1 Pc
IBT20025030	2998 mm	From 8 to 13.5 mm	From 200 to 250 mm	1 Pc
IBT200250	6000 mm	From 8 to 13.5 mm	From 200 to 250 mm	1 Pc



FRAME PROFILE FOR IMBOTTE 250300 DOOR PANELS

Material: Aluminium

Finish: /97

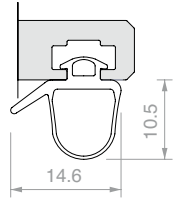


Art.	Length	For glass	Wall thickness	Qty
IBT25030015	1497 mm	From 8 to 13.5 mm	From 250 to 300 mm	1 Pc
IBT25030030	2998 mm	From 8 to 13.5 mm	From 250 to 300 mm	1 Pc
IBT250300	6000 mm	From 8 to 13.5 mm	From 250 to 300 mm	1 Pc



DOOR STRIKER GASKET

Material: Silicone
Finish: /6 /97

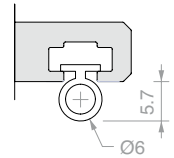


Art.	For glass	Qty
PD8A	From 8 to 10.76 mm	1 m



DOOR STRIKER GASKET

Material: PVC
Finish: /6 /97

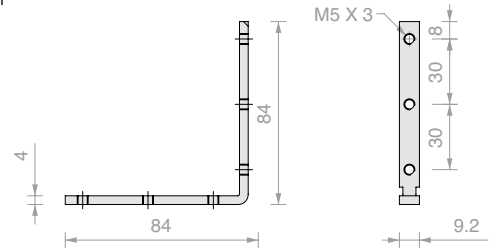


Art.	For glass	Qty
PD12	From 11.52 to 13.52 mm	1 m



4 X 90° PROFILE JOINING BRACKETS

Material: AISI 304 steel

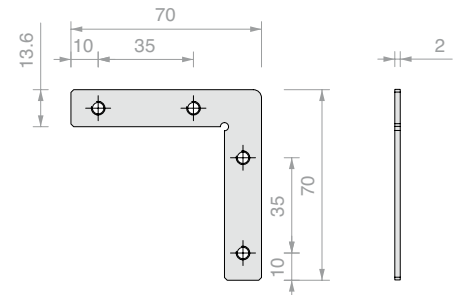


Art.	Qty
PD001	1 Pc



4 X 90° IMBOTTE ALIGNMENT BRACKETS

Material: AISI 304 steel



Art.	Qty
PD003	1 Pc



CALCULATION AND CUT AND 45° IMBOTTE IBT

Art.	Qty
IBTCUT	1 Pc



CUSTOM PROCESSING ON DOOR STRIKER PROFILES

We advise completing the forms on pages 6/7
also available in editable format online on our website

Art.	Processing	Qty
LAVCER	for 2 Logli hinges	1 Pc
LAVSER	for Logli strike plate	1 Pc
LAVPRO2	for 2 Logli hinges and 1 strike plate	1 Pc
LAVPRO3	for 3 Logli hinges and 1 strike plate	1 Pc



SAINT-GOBAIN LOGLI S.R.L.

Via Chemnitz, 49/51

59100 Prato - Italy

www.sg-logli.it

info.logli@saint-gobain.com